



Replacement parts list 1973 650 cc Thunderbolt (T65)

Publication No. 00-5735





Replacement parts list

Model T65 Thunderbolt

COMMENCING

ENGINE NUMBER

FRAME NUMBER

} J.H. 15101

Issued by

B.S.A. Motor Cycles Limited

Spares Department,

Montgomery Street,

Birmingham B11 1DZ.

Telephone : 021-772 0559/0537

Telegrams "Selmoto" Birmingham

B.S.A. Motor Cycles Limited

Registered Office and Works:

Armoury Road, Birmingham B11 2PX.

Telephone: 021-772 2381. Telex: 33315

Telegrams and Cables:

"Selmoto" Birmingham

B.S.A. Motor Cycles Reserve the right to alter the design or constructional details of their manufactures at any time without giving notice

© Copyright B.S.A Motor Cycles Ltd
Publication No 00-5735

SEPT 1972


CLASSIC
BIKE SPARES

Please Note!

Replacement parts or accessories must be of B.S.A. origin or as approved by B.S.A. Motor Cycles Ltd.

In this respect your attention is drawn to the Terms and Conditions of B.S.A. Guarantee.





The B.S.A. Thunderbolt. Model T65



**CLASSIC
BIKE SPARES**

INDEX

	<i>Page</i>		<i>Page</i>
AIR CLEANER	24	HANDLEBAR	26
ALTERNATOR ROTOR	9	HANDLEBAR MOUNTINGS	21
ALTERNATOR STATOR	17	HEADLAMP	27
ASSEMBLIES	8	HEADLAMP MOUNTING	20
AUTO-ADVANCE UNIT	13	HORN	29
BATTERY CARRIER	27	KICKSTARTER	15
BRAKE PEDAL	18	MANIFOLD	11
BRAKE SWITCH	29	MUDGUARDS	25
BREATHER PIPES	17	 	
 		OIL PUMP	11
CAMSHAFT, INLET AND		OIL PIPES	17
EXHAUST	9	OIL PRESSURE RELEASE VALVE	11
CARBURETTER	12	 	
CENTRE STAND	17	PISTONS	9
CHAINS	16	PROP STAND	18
CHAINCASE	16	PUSH RODS	11
CLUTCH	16	 	
CLUTCH LEVER ASSEMBLY	15	REAR LAMP	28
COIL and TOOL TRAY	27	REAR WHEEL	22
CONDENSER	29	RECTIFIER	29
CONNECTING RODS	9	ROCKERS	12
CONTACT BREAKER	13	 	
CONTROL CABLES	26	SIDE PANELS	24
CONTROL LEVERS	26	SILENCERS	19
CRANKCASE	9	SPARK PLUG	28
CRANKSHAFT	9	SPEEDOMETER	27
CYLINDER BLOCK	11	SPEEDOMETER GEARBOX	23
CYLINDER HEAD	11	STEERING DAMPER	21
 		STEERING LOCK AND KEYS	6
ENGINE PLATES	19	SUSPENSION UNITS	18
ENGINE TORQUE STAY	19	SWINGING ARM	18
EXHAUST PIPES	19	 	
ELECTRICAL EQUIPMENT	27	TACHOMETER	27
 		TACHOMETER GEARBOX	27
FILTERS, OIL	10, 17	TAPPETS	11
FLASHER UNIT	29	TIMING COVER	13
FOOTRESTS	18	TIMING GEARS	9
FRAME	17	TOOL KIT	26
FRONT FORKS	20	TWIN SEAT	23
FRONT WHEEL	21	 	
FUEL TANK	23	VALVES	12
 		VALVE GUIDES	11
GEARBOX COVERS	13, 15	 	
GEAR SELECTORS	13	WIRING HARNESS	29
GEARS	14	ZENER DIODE	29



CLASSIC
BIKE SPARES

PROPRIETARY MANUFACTURERS

The B.S.A. Guarantee does not apply to proprietary components and any repairs or claims regarding these products should be referred direct to the manufacturers concerned.

Their names and addresses are:

CARBURETTER:

AMAL LTD., HOLDFORD ROAD, WITTON, BIRMINGHAM 6

CHAINS:

RENOLD LTD., WYTHENSHAW, MANCHESTER

ELECTRICAL EQUIPMENT:

J. LUCAS LTD., (SALES AND SERVICE), GREAT HAMPTON STREET, BIRMINGHAM 18

SUSPENSION UNITS:

GIRLING LTD., BIRMINGHAM ROAD, WEST BROMWICH, STAFFORDSHIRE

SPARKING PLUGS:

CHAMPION SPARKING PLUG CO. LTD., FELTHAM, MIDDLESEX

SPEEDOMETERS:

SMITH'S INDUSTRIES LTD., MOTOR ACCESSORIES DIVISION, 50 OXGATE LANE,
CRICKLEWOOD, LONDON N.W.2

TYRES:

DUNLOP CO. LTD., FORT DUNLOP, BIRMINGHAM 24



STEERING LOCK AND KEY

Lock No.	Key No.	Lock No.	Key No.	Lock No.	Key No.
EJR 1	19-5151	EJR 18	19-5168	EJR 35	19-5185
EJR 2	19-5152	EJR 19	19-5169	EJR 36	19-5186
EJR 3	19-5153	EJR 20	19-5170	EJR 37	19-5187
EJR 4	19-5154	EJR 21	19-5171	EJR 38	19-5188
EJR 5	19-5155	EJR 22	19-5172	EJR 39	19-5189
EJR 6	19-5156	EJR 23	19-5173	EJR 40	19-5190
EJR 7	19-5157	EJR 24	19-5174	EJR 41	19-5191
EJR 8	19-5158	EJR 25	19-5175	EJR 42	19-5192
EJR 9	19-5159	EJR 26	19-5176	EJR 43	19-5193
EJR 10	19-5160	EJR 27	19-5177	EJR 44	19-5194
EJR 11	19-5161	EJR 28	19-5178	EJR 45	19-5195
EJR 12	19-5162	EJR 29	19-5179	EJR 46	19-5196
EJR 13	19-5163	EJR 30	19-5180	EJR 47	19-5197
EJR 14	19-5164	EJR 31	19-5181	EJR 48	19-5198
EJR 15	19-5165	EJR 32	19-5182	EJR 49	19-5199
EJR 16	19-5166	EJR 33	19-5183	EJR 50	19-5200
EJR 17	19-5167	EJR 34	19-5184		

SCREW THREADS

Details of thread forms and sizes are quoted after the description of Nuts, Bolts, Screws and Studs.
 Example: 14-0102, Bolt ($\frac{1}{4}$ " UN.F. \times $\frac{3}{8}$ ") = $\frac{1}{4}$ " diameter Unified Fine Thread, $\frac{3}{8}$ " long under head.

ABBREVIATIONS:

B.A.	= British Association	B.S.C.	= British Standard Cycle
B.S.F.	= British Standard Fine	UN.F.	= Unified Fine
UN.C.	= Unified Coarse	UN.S.	= Unified Special
UN.E.F.	= Unified Extra Fine	W.F.	= Whitworth Form

IDENTIFICATION OF UNIFIED THREADS:

Bolts: A circular recess is impressed in the head.

Nuts: A circular (or intermittently circular) groove is machined on one end face.



NOTES

PRICES

Price codes are not given in this list and reference should be made to the Master Price List.

PISTONS

(Supplied complete with rings, gudgeon pin and circlips)

Compression Ratio	Part Number	Type
9 : 1	70-9488	Standard
7.5 : 1	70-6895	For Low Grade Fuel

The above pistons are also available in the following oversizes:

+ .010 in.; + .020 in.; + .040 in. (0.25 mm; 0.5 mm, 1 mm)

VALVE GUIDES

Oversize guides are available as follows:

Inlet Guide:	71-2899 + .002 in.
	71-2899 \mp .015 in.
Exhaust Guide:	71-2900 \mp .002 in.
	71-2900 \mp .015 in.

WASHERS

In the later pages dimensions of washers are quoted in the following sequence:

Inside diameter, Outside diameter, Thickness

CARBURETTOR SETTING

Type: Amal Concentric 930-60

Main Jet- 230; Needle Jet- 106; Needle Position- 2; Throttle Valve- 3 $\frac{1}{2}$

SERVICE TOOLS

Service Tools for the Thunderbolt can be purchased from any B.S.A. dealer or from B.S.A. Spares Dept., Montgomery Street, Birmingham B11 1DZ.

DESCRIPTION

Throughout this list, assemblies are printed in capital letters and the components included in that assembly are given directly below in the description column, reverting to the original alignment when the assembly is completed.

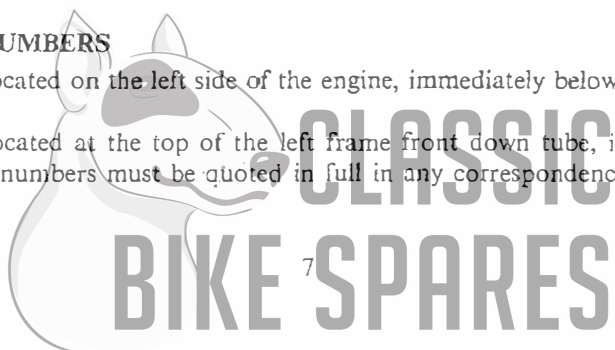
To order the assembled unit it is necessary to quote the assembly number only. Listed component parts may be obtained separately if desired.

ENGINE AND FRAME NUMBERS

The engine number is located on the left side of the engine, immediately below the cylinder block/crankcase flange.

The frame number is located at the top of the left frame front down tube, in front of the fuel tank.

Both engine and frame numbers must be quoted in full in any correspondence relating to the motor-cycle.



ASSEMBLIES

Part No.	Description
99-1165	DECARBONISING GASKET SET
99-1168	COMPLETE OVERHAUL GASKET SET
00-7009	LOCTITE PLASTIC GASKET (10 bottle trade pack)
71-3675	ENGINE UNIT—19T gearbox sprocket (less carburetter and exhaust system)
71-3297	CRANKSHAFT AND FLYWHEEL ASSEMBLY
57-1928	CLUTCH COMPLETE
70-9421	OIL PUMP COMPLETE
83-4797	FRAME COMPLETE
97-4422	FRONT FORK COMPLETE
37-4169	FRONT WHEEL COMPLETE (less brake and tyre)
37-1721	FRONT HUB WITH SPOKES AND RIM
37-3461	FRONT BRAKE ANCHOR PLATE WITH BRAKE DETAILS
37-3849	REAR WHEEL COMPLETE (less brake and tyre)
37-3985	REAR HUB AND SPINDLE ASSEMBLY
37-3878	REAR BRAKE ANCHOR PLATE WITH BRAKE DETAILS



CRANKSHAFT, CONNECTING RODS, PISTONS, TIMING GEARS

71-3297	CRANKSHAFT AND FLYWHEEL ASSEMBLY	1
71-3298	CRANKSHAFT, with oil tube (also available with journals .010" and .020" undersize)	1
70-3903	Oil tube	1
71-2800	Screwed plug	1
71-2425	Flywheel ..	1
71-2799	*Flywheel bolt	3
71-1003	Washer (.380" x .625" x .048")	3
21-2183	Stud, crankshaft	1
70-9525	CONNECTING ROD	2
70-1511	Bush, small end ..	2
70-6576	Bolt, big-end cap	4
60-3761	Nut, self locking, big-end bolt	4
70-3586	Big-end bearing (halves). Also available in .010" and .020" undersizes ..	4
70-9488	PISTON COMPLETE, with rings and gudgeon pin (9 : 1 Comp. ratio)	2
70-6895	PISTON COMPLETE, with rings and gudgeon pin (7.5 : 1 Comp. ratio)	2
	See also page 7.	
70-3049	Compression ring (taper)	4
71-3368	Oil control ring	2
70-6871	Gudgeon pin	2
70-6869	Circlip, for gudgeon pin	4
70-2879	Main bearing, drive side. Hoffmann RM11L	1
71-2662	Engine sprocket, 29T	1
70-4573	Distance piece, engine sprocket	1
70-8038	Shim, engine sprocket (.010" thick)	as required
71-2660	Shim, engine sprocket (.030" thick)	as required
19-8019	Rotor (Lucas No. 54213901)	1
71-0082	Key, for rotor ..	1
21-2182	Nut, for rotor	1
71-2802	Tab washer, for rotor nut	1
70-3835	Main bearing, timing side. Hoffmann No. 330	1
70-4564	Timing pinion, crankshaft ..	1
70-3300	Clamping washer, timing pinion	1
71-2877	Nut, timing pinion	1
70-1580	Key, timing pinion ..	1
70-6159	INTERMEDIATE TIMING GEAR WHEEL	1
70-0400	Bush, intermediate gear wheel	1
71-2719	Camshaft pinion	2
70-1558	Key, camshaft pinion	2
71-1063	Inlet camshaft ..	1
71-1007	Nut, inlet camshaft ..	1
70-6523	Nut, exhaust camshaft	1
70-9989	EXHAUST CAMSHAFT	1
70-9988	Plug, tachometer drive off camshaft	1

CRANKCASE

70-9328	CRANKCASE, DRIVE SIDE	1
70-1516	Camshaft bush	2
70-5976	Chain tensioner pivot pin (see also "Chaincase and chains")	1

*Retain with Loctite D524



CLASSIC
BIKE SPARES

Part No.	Description	Qty.
71-3513	CRANKCASE, TIMING SIDE	1
70-1479	Camshaft bush	2
70-4359	Scavenge pipe, crankcase filter	1
70-6386	Locating peg, oil pipes junction block	1
57-0989	Hollow dowel (at timing cover)	2
57-0912	Locating peg, layshaft bearing thrust washer	1
57-1606	Needle roller bearing, layshaft	1
70-0375	Intermediate timing gear spindle	1
21-2149	Stud, for gearbox covers ($\frac{5}{16}$ " UN.C./UN.F. \times 3")	2
70-8751	Hollow dowel (at cylinder base stud)	2
70-3716	Hollow dowel (at front of crankcase halves)	1
14-1445	Stud, crankcase rear ($\frac{3}{8}$ " UN.C./UN.F. \times 4 $\frac{1}{2}$ ")	1
14-0402	Nut, for rear crankcase stud ($\frac{5}{16}$ " UN.F. \times .190")	2
60-4246	Washer, plain (.406" \times .750" \times .063")	2
14-0303	Nut ($\frac{3}{8}$ " UN.F. \times .333")	1
70-1532	Hollow dowel, tappet oil feed (timing side crankcase)	1
70-9330	Oilway plug, scavenge drilling	1
82-1880	Copper washer, for oilway plug	1
21-1871	Plug (L.H. thread), driveside crankcase. (When tacho. not fitted)	1
70-8896	Fibre washer, for tachometer plug and timing plug	2
21-1863	Stud, oil pipe junction block ($\frac{5}{16}$ " UN.F./UN.C. \times 1 $\frac{1}{4}$ ")	1
21-1865	Stud, cylinder block to crankcase ($\frac{3}{8}$ " UN.F./UN.C. \times 1 $\frac{3}{4}$ ")	8
21-1872	Plug, timing hole, crankcase timing side	1
21-1870	Bolt, crankcase rear ($\frac{5}{16}$ " UN.C. \times 1 $\frac{7}{8}$ ")	1
14-6220	Bolt, crankcase top rear ($\frac{5}{16}$ " UN.C. \times 1 $\frac{3}{4}$ ")	1
14-6223	Bolt, crankcase top front ($\frac{5}{16}$ " UN.C. \times 2 $\frac{1}{2}$ ")	1
14-0230	Bolt, crankcase halves, long ($\frac{5}{16}$ " UN.F. \times 5")	1
21-1823	Bolt, crankcase halves, short ($\frac{5}{16}$ " UN.F. \times 3 $\frac{3}{4}$ ")	2
60-2330	Washer, plain (.333" \times .625" \times .040")	10
14-1302	Nut, self-locking ($\frac{5}{16}$ " UN.F.)	5
70-9336	Crankcase filter	1
70-5315	Joint washer, for crankcase filter	1
57-2167	Drain plug (with level tube), gearbox	1
21-0543	Level plug, gearbox ($\frac{1}{4}$ " UN.F.)	1
70-2441	Copper washer, for level plug	1
57-2259	Drain plug (primary chaincase)	1
70-6299	Fibre washer, for drain plug	1
57-1920	Blanking plug, timing side crankcase, rear	1
57-2166	Filler plug, primary chaincase (1" UN.S.)	1
70-8782	"O" ring, filler plug	1
14-6242	Bolt, crankcase halves, rear ($\frac{3}{8}$ " UN.C. \times 4")	1
21-0669	Stud, crankcase halves ($\frac{5}{16}$ " UN.F./UN.F. \times 4 $\frac{1}{4}$ ")	1
70-7573	Rubber button, driveside crankcase	1
71-1072	Breather cover plate assembly	1
71-1075	Screw, breather outlet stub	1
70-9335	Outlet stub, engine breather	1
71-1460	Joint washer, breather outlet stub	1
71-1077	Screw, breather cover plate and outlet stub	2
71-1078	Tube, primary chain oiler	1
70-4705	Clip, primary chain oiler tube	1
14-0101	Bolt, for clip ($\frac{1}{4}$ " UN.F. \times $\frac{1}{2}$ ")	1
60-4250	Spring washer for clip bolt	1
70-1435	Grommet, alternator leads, external	1

Part No.

Description

Qty.

OIL PUMP, RELEASE VALVE, MANIFOLD AND TAPPETS

70-9421	OIL PUMP	1
70-9269	Feed plunger	1
70-6681	Scavenge plunger	1
70-0945	Slider block	1
60-2363	Ball ($\frac{7}{32}$ " dia.)	2
70-0403	Spring	2
70-2360	Screwed plug	2
71-1461	Joint washer (pump to crankcase)	1
21-1864	Oil pump stud ($\frac{1}{2}$ " UN.F./UN.C. \times $1\frac{5}{16}$ ")	2
21-1906	Nut, pump securing ($\frac{1}{4}$ " UN.F.)	2
70-3887	Serrated washer, for pump securing nut	2
71-3447	Oil release valve	1
70-1670	Washer, release valve to crankcase	1
70-9973	Inlet manifold	1
70-5660	Joint washer, inlet manifold to cylinder head	2
21-1876	Stud, inlet manifold to cylinder head ($\frac{1}{4}$ " UN.F./UN.C. \times $1\frac{15}{32}$ ")	4
21-1877	Nut, inlet manifold stud ($\frac{1}{4}$ " UN.F.)	4
60-4248	Washer, inlet manifold nut (.266" \times .469" \times .064")	4
21-1996	Stud, carburetter to manifold	2
70-9555	Cup, for insulating ring	2
70-9554	Insulating ring, carburetter stud	2
14-1301	Nut, carburetter stud ($\frac{1}{4}$ " UN.F. self-locking)	2
70-9352	Inlet tappet guide	1
70-9353	Exhaust tappet guide	1
70-7563	"O" ring, tappet guide	2
97-0200	Bolt, locking, for tappet guide	2
70-2441	Washer, for lock bolt	2
70-3059R	Inlet tappet	2
70-8801	Exhaust tappet	2

CYLINDER BLOCK AND HEAD

70-6304	Cylinder block	1
70-6309	Cylinder block base washer	1
21-0692	Cylinder block base nut (12 point)	8
70-2620	Push rod	4
71-2575	Push rod cover tube	2
70-7310	"O" ring, push rod cover tube, bottom	2
70-4752	Sealing ring, push rod cover tube, bottom	2
71-1707	Sleeve, for sealing ring	2
71-1283	"O" ring, push rod cover tube, top	2
70-4547	Cylinder head gasket	1
71-2806	CYLINDER HEAD WITH GUIDES, DOWELS, ETC.	1
71-3292	Inlet valve guide	2
71-3293	Exhaust valve guide	2
14-1401	Stud, rocker box to cylinder head ($\frac{1}{4}$ " UN.C./UN.F. \times 1")	6
70-3302	Washer, plain for rocker box stud	6
14-0301	Nut, for rocker box stud ($\frac{1}{4}$ " UN.F.)	6
21-1875	Bolt, rocker box to cylinder head ($\frac{1}{4}$ " UN.C. \times $2\frac{5}{32}$ ")	4
60-4248	Washer, for rocker box bolt (.266" \times .469" \times .064")	4
71-2888	Bolt, cylinder head (tapped)	4
71-2889	Bolt, rocker bolt to cylinder head (shouldered)	4

CLASSIC
BIKE SPARES

Part No.	Description	Qty.
70-0327	Cylinder head bolt, short ($\frac{3}{8}$ " C.E.I. \times $3\frac{3}{8}$ ")	4
82-2184	Washer for short cylinder head bolt ($\frac{3}{16}$ " \times $\frac{1}{4}$ " \times .092")	4
71-2598	Washer, for tapped cylinder head bolt (.39" \times .62" \times .092)	4
70-4771	Bolt, cylinder head centre ($\frac{3}{16}$ " C.E.I. \times 3")	1
60-4247	Washer, for cyl. head centre bolt (.344" \times .625" \times "063")	1
21-2197	Stud, rocker box, for torque stay ($\frac{3}{8}$ " UN.F./UN.C. \times 1.31")	2
37-2338	Distance piece, for torque stay stud	2
14-1303	Nut, self-locking, for torque stay stud ($\frac{3}{8}$ " UN.F.)	2
60-2331	Washer, torque stay nut (.395" \times .750" \times .048")	2
70-4603	Inlet valve	2
70-2904	Exhaust valve	2
71-3748	Cotter, split, inlet and exhaust valves	8
70-4221	Valve spring, inner	4
70-7400	Valve spring, outer	4
70-1543	Collar, top, valve spring	4
71-3296	Cup, bottom, valve spring	4
71-2569	Rocker box, inlet	1
71-2570	Rocker box, exhaust	1
71-2361	Dowel, rocker box to cylinder head	4
71-2599	Gasket, rocker box to cylinder head	2
71-2572	Tappet inspection cover	2
71-2574	Gasket, tappet inspection cover	2
14-6606	Screw, cheese head, tappet inspection cover ($\frac{1}{4}$ " UN.C. \times $\frac{1}{4}$ ")	8
60-3963	Washer for screw (.255" \times .437" \times .048")	8
70-1457	ROCKER (right exhaust, left inlet)	2
70-1458	ROCKER (left exhaust, right inlet)	2
71-0070	Ball pin	4
70-1513	Adjusting screw, rocker lever	4
70-0470	Lock nut, adjusting screw	4
71-3549	Rocker spindle, inlet and exhaust	2
60-3548	Sealing ring, rocker spindle	2
70-1575	Thrust washer, rocker spindle ($\frac{1}{2}$ " dia. hole)	6
70-1330	Thrust washer, rocker spindle ($\frac{3}{8}$ " dia. hole)	2
70-1574	Washer, spring, rocker spindle	4

AMAL CARBURETTER

B.S.A.	AMAL	Description	Qty.
60-2183	930/60	CARBURETTER (less flange sealing ring)	1
99-0521	622/086	Screw and washer (retaining top cap)	2
	928/098	Cap, mixing chamber, top	1
99-0528	928/062	Air slide	1
	622/129	Spring, for air slide	1
	928/103	Sleeve, air slide guide	1
19-3127	928/060	Throttle slide (No. 3 $\frac{1}{2}$ cutaway)	1
99-1033	622/131	Spring, throttle slide return	1
	622/077	Screw, throttle stop	1
99-0520	622/082	"O" ring for throttle stop screw	1
	622/124	Needle, throttle (position 2)	1
99-0510	622/067	Clip, throttle needle	1
19-3136	622/122	Needle jet (.106)	1

Note:—Where a B.S.A. part number is not quoted it is replaced by an Amal part number. In this case, application must be made direct to Messrs. Amal Ltd. (see page 5 for address).

Part No.	Description	Qty.
R930/005	Body, complete	1
19-2883	376/100 Main jet (230)	1
	622/128 Main jet holder	1
	622/076 Pilot air screw	1
99-0520	622/082 "O" ring, for pilot air screw	1
	622/055 Float chamber	1
99-0512	622/069 Float	1
99-0513	622/071 Float spindle	1
99-0511	622/068 Float needle	1
99-0514	622/073 Gasket, float chamber	1
99-1152	622/147 Drain plug, float chamber	1
	622/151 Washer, for drain plug	1
99-0521	622/086 Screw and washer (float chamber to body)	2
19-3048	376/093 Filter (fuel inlet to float chamber)	1
99-0517	622/078 Bolt, fuel pipe banjo	1
99-1100	13/163 Washer, fibre, for banjo bolt	1
70-9711	"O" ring, carburettor flange seal	1

TIMING COVER AND CONTACT BREAKER

71-3428	Timing cover	1
70-4568	Oil seal	1
70-6387	Oil seal (-020" undersize). For reground crankshaft	2
70-4569	Circlip, oil seal	1
57-0989	Hollow dowel	2
14-6609	Screw, long, timing cover ($\frac{1}{4}$ " UN.C. \times $1\frac{1}{4}$ ")	2
14-6608	Screw, short, timing cover ($\frac{1}{4}$ " UN.C. \times 1")	6
70-8737	Cover, contact breaker	1
71-1462	Gasket, contact breaker cover	1
70-7354	Screw, contact breaker cover	2
97-0430	Washer, serrated, for cover screw	2
60-2138	Label, timing, contact breaker cover	1
60-2133	Oil pressure switch	1
60-2045	Oil pressure switch cover	1
—	AUTO ADVANCE UNIT (Lucas 54425657)	1
—	Spring set (Lucas 54412229)	1
14-0208	Bolt, retaining auto advance unit	1
70-8163	Washer for retaining bolt	1
—	CONTACT BREAKER PLATE ASSEMBLY (Lucas 54425160)	1
—	Contact set (Lucas 60600271)	1
99-0769	Pin, adjustment (Lucas 54419220)	1
70-4707	Grommet, contact breaker leads	1
70-7680	Pillar bolt, retaining contact breaker plate	2
70-6559	Washer for pillar bolt	2

GEARBOX INNER COVER AND SELECTORS

57-4119	GEARBOX INNER COVER	1
57-1614	Layshaft bearing	1
57-0412	Gearchange spindle bush	1

Note:—Where a B.S.A. part number is not quoted, it is replaced by a manufacturer's part number. In this case application must be made direct to the manufacturer concerned (see page 5 for address).

57-0045	Kickstart quadrant buffer	1
57-1607	Thrust washer, layshaft bearing	1
57-0912	Peg, thrust washer locating	1
60-3552	Bearing, gearbox mainshaft. Hoffman L58	1
57-4113	Circlip, bearing retaining	1
57-0989	Hollow dowel, inner cover to outer cover	1
57-0397	Quadrant, gear control	1
57-1896	Spindle, gear control quadrant	1
60-2708	Cotter pin ($\frac{5}{64}$ " dia. \times $1\frac{3}{8}$ ")	2
21-1907	Bolt, inner cover to crankcase	1
70-3446	Washer, for inner cover bolt	1
14-6608	Screw, inner cover to crankcase ($\frac{1}{4}$ " UN.C. \times 1")	1
14-7023	Screw, socket, inner cover to crankcase ($\frac{5}{16}$ " UN.C. \times $1\frac{1}{4}$ ")	1
57-4308	Mainshaft selector fork	1
57-4307	Layshaft selector fork	1
57-3989	Selector fork spindle	1
57-4055	Camplate	1
57-4226	Plunger, camplate indexing	1
57-4227	Housing, index plunger	1
57-3978	Washer, index plunger housing	1
57-4059	Spring, index plunger	1

GEARBOX SHAFTS AND GEARS

57-4158	MAINSHAFT COMPLETE WITH LOW GEAR (16T)	1
57-3988	Clutch push-rod bush	1
57-1736	Clutch push rod	1
57-4332	MAINSHAFT HIGH GEAR (25T)	1
57-4006	High gear bush	1
57-3889	Mainshaft third gear (23T)	1
57-4335	Mainshaft second gear (20T)	1
57-3862	LAYSHAFT LOW GEAR (30T)	1
57-0928	Low gear bush	1
57-3861	Layshaft second gear (26T)	1
57-3890	Layshaft third gear (22T)	1
57-4345	Layshaft, complete with high gear (19T)	1
57-1952	Gearbox sprocket (15T)	1
57-1953	Gearbox sprocket (16T)	1
57-1916	Gearbox sprocket (17T)	1
57-1917	Gearbox sprocket (18T)	1
57-1918	Gearbox sprocket (19T) Standard	1
57-1919	Gearbox sprocket (20T)	1
57-0440	Gearbox sprocket securing nut	1
57-2116	Tab washer, for sprocket nut	1
60-3556	High gear bearing, mainshaft	1
70-0489	High gear bearing, circlip	1
57-0946	Oil seal, high gear bearing	1
57-0730	Kickstarter pinion	1
57-1963	Kickstarter pinion sleeve	1
57-1250	Kickstarter pinion spring	1
57-1962	Kickstarter pinion thrust washer	1
57-0731	Kickstarter ratchet	1
21-0594	Nut, ratchet securing	1
57-2240	Lockwasher, for nut	1



**CLASSIC
BIKE SPARES**

GEARBOX OUTER COVER

57-3760	GEARBOX OUTER COVER	1
57-0023	Kickstarter spindle bush (outer)	1
57-0057	Gearchange spindle bush (outer)	1
57-0047	Kickstarter spring anchor pin	1
21-0547	Guide plate stud	4
57-1956	Oil seal (kickstarter spindle)	1
57-1955	Oil seal housing . .	1
57-4587	CLUTCH LEVER ASSEMBLY	1
57-4588	Clutch lever	1
57-1710	Shaft, clutch lever	1
60-2368	Ball, $\frac{3}{8}$ " diameter	3
57-4589	Thrust plate	1
57-1712	Spring, for clutch lever shaft	1
57-3673	Washer, clutch lever spring	1
60-2701	Cotter pin, for clutch lever shaft ($\frac{5}{16}$ " dia. \times $\frac{1}{2}$ ")	1
21-1879	Screw, countersunk, for assembly of lever to cover	2
57-0409	Gearchange quadrant	1
57-4446	Gearchange quadrant spindle	1
71-0037	Key, for spindle and quadrant	1
60-3530	"O" ring, quadrant spindle . .	1
57-0404	Spring, return, for quadrant	2
57-0406	Plunger, quadrant	2
57-0405	Spring, for plunger . .	2
57-0407	Guide plate, gearchange	1
14-0301	Nut, guide plate securing	4
70-1612	Washer, serrated, for nut ($\frac{1}{4}$ " UN.F. \times .22")	4
57-3757	Gearchange pedal	1
14-0201	Bolt, pedal securing ($\frac{1}{4}$ " UN.F. \times 1")	1
57-2450	Rubber, gearchange pedal . .	1
57-2297	KICKSTARTER SHAFT ASSEMBLY	1
57-0024	Shaft, kickstarter	1
57-4117	Quadrant, kickstarter	1
57-0031	Return spring, kickstarter quadrant	1
57-3632	FOLDING KICKSTARTER	1
57-2173	Crank, kickstarter	1
57-1272	Pedal, kickstarter	1
57-1167	Spring, pedal locating	1
60-2364	Ball, $\frac{1}{4}$ " diameter	1
21-0541	Pivot bolt, pedal ($\frac{5}{16}$ " UN.F. \times $1\frac{5}{32}$ ")	1
57-2330	Rubber, folding pedal	1
57-4357	Cotter, crank to shaft	1
14-1301	Nut, for cotter	1
60-2320	Washer, for nut	1
57-3762	Adaptor, clutch cable, at outer cover	1
57-1646	Rubber cover, for adaptor . .	1
57-2166	Oil filler cap . .	1
70-8782	"O" ring, for filler cap	1
21-2162	Screw, outer cover to inner cover ($\frac{1}{4}$ " UN.C. \times $2\frac{7}{8}$ ")	2
14-6609	Screw, long, outer cover to inner cover ($\frac{1}{4}$ " UN.C. \times $1\frac{1}{2}$ ")	2
14-6608	Screw, short, outer cover to inner cover ($\frac{1}{4}$ " UN.C. \times 1")	1

Part No.	Description	Qty.
14-0302	Nut, cover stud, bottom ($\frac{5}{16}$ " UN.F. \times .27")	1
21-0544	Nut, domed, cover stud top ($\frac{5}{16}$ " UN.F.)	1
60-4247	Washer, for cover nuts (.344" \times .625" \times .063")	2

CLUTCH

57-1928	CLUTCH COMPLETE	1
57-1570	Clutch housing/chainwheel	1
57-3929	Clutch hub	1
60-4253	Key, hub to mainshaft	1
57-3931	Thrust washer, hub	1
57-0934	Roller bearing	20
57-4435	CLUTCH SHOCK ABSORBER UNIT	1
57-4438	Clutch centre	1
57-4436	Inner retaining plate	1
21-2157	Bolt, inner plate to centre	3
57-4636	Spider	1
57-1722	Rubber, driving	3
57-1723	Rubber, rebound	3
57-4437	Outer retaining plate	1
60-4754	Bolt, clutch centre	3
21-0586	Nut, clutch to mainshaft	1
57-2279	Washer, for mainshaft nut	1
57-1362	Driving plate (with bonded segments)	6
57-1363	Driven plate (plain)	6
57-4590	Pressure plate	1
57-2159	Adjuster pin, pressure plate	1
14-0403	Nut for adjuster pin ($\frac{3}{8}$ " UN.F.)	1
57-1931	Cup, clutch spring	3
57-1830	Spring, clutch plate pressure	3
57-2526	Nut, sleeve, clutch centre pin	3


CHAINCASE AND CHAINS

71-4619	PRIMARY CHAINCASE OUTER COVER ASSEMBLY	1
57-9245	Primary chaincase cover	1
71-1463	Gasket, chaincase cover	1
71-1323	Rotor cover, on chaincase cover	1
71-1457	Gasket, rotor cover	1
82-4129	Screw, rotor cover	3
57-2443	Pointer, ignition timing	1
21-0544	Nut, domed, outer cover to crankcase	2
82-1880	Washer for domed nut	2
57-2166	Oil filler plug (1" dia. UN.S.) (and clutch adjustment cover)	1
70-8782	"O" ring, for filler plug	1
14-6101	Oil level plug	1
70-2441	Washer for level plug	1
14-6608	Screw, long, chaincase cover to crankcase ($\frac{1}{4}$ " UN.C. \times 1")	6
14-6620	Screw, short, chaincase cover to crankcase ($\frac{5}{16}$ " UN.C. \times $\frac{7}{8}$ ")	2
60-0477	Primary chain, $\frac{3}{8}$ " pitch Duplex \times 84 links	1
70-6061	Chain tensioner blade	1
70-4152	Tie rod, tensioner blade	1
70-5977	Trunnion, tensioner blade	1

Part No.	Description	Qty.
70-9703	Adjuster sleeve nut, tensioner blade	1
70-5976	Abutment, chain tension (in crankcase)	1
99-1006	Stator, Lucas No. 47205	1
21-1866	Stud, stator, long	2
21-1867	Stud, stator, short	1
14-0702	Nut, self-locking, stator ($\frac{5}{16}$ " UN.F.)	3
60-4247	Washer, for nut ($\cdot344$ " \times $\cdot625$ " \times $\cdot063$ ")	3
70-7037	Cover plate, chaincase aperture (behind clutch)	1
71-1419	Gasket, cover plate	1
70-7565	Oil seal, cover plate	1
70-3821	Screw, countersunk, for cover plate	6
70-9630	Sleeve nut	1
70-4144	Rubber grommet (oil sealing)	1
60-1915	Rear chain, $\frac{5}{8}$ " pitch \times $\frac{3}{8}$ " \times 106 links	1

FRAME

83-4797	Frame	1
71-3463	Oil filler cap, with dipstick	1
60-3616	"O" ring, oil filler cap	1
83-4783	Oil reservoir filter	1
71-3316	Sump plate, reservoir	1
82-5343	Drain plug for sump plate	1
70-1335	Washer for drain plug ($\cdot385$ " \times $\frac{3}{16}$ " \times $\cdot036$ ", copper)	1
21-2025	Stud, sump plate to frame ($\frac{3}{16}$ " UN.F. \times 1")	4
14-1302	Nut, self locking, sump stud ($\frac{5}{16}$ " UN.F.)	4
60-2330	Washer for nut ($\cdot333$ " \times $\cdot625$ " \times $\cdot040$ ")	4
83-2829	Gasket for sump plate	1
71-3478	Junction block, oil pipes—at crankcase	1
71-1458	Gasket, junction block	1
21-1908	Nut, junction block to crankcase ($\frac{5}{16}$ " UN.F.)	1
70-3446	Washer, for nut ($\frac{3}{16}$ " \times $\frac{1}{2}$ " \times $\cdot048$ ")	1
71-3550	Rocker oil distribution pipe assembly—at cylinder head	1
70-1335	Washer, distribution pipe banjo to rocker spindle ($\cdot385$ " \times $\frac{1}{16}$ " \times $\cdot036$ ", copper)	4
21-0550	Nut, domed, rocker spindle ($\frac{3}{8}$ " UN.F.)	2
71-3551	Oil feed pipe, rocker—rubber (reinforced)	1
70-6848	Clip, rocker oil feed pipe	2
71-2345	Oil return pipe (crankcase to reservoir, below filler)	1
71-3450	Oil feed pipe (reservoir base to crankcase)	1
82-9073	Clip, oil feed pipe	2
70-6848	Clip, oil return pipe	2
71-2349	Vent pipe (oil reservoir top to "T" piece)	1
71-1149	Crankcase breather pipe (front)	1
60-2253	Clip, crankcase breather pipe (front)	2
83-4813	Crankcase breather pipe (rear)	1
60-2252	Clip, crankcase breather pipe (rear)	1
83-1610	"T" piece, breather pipes	1
83-1615	Clip, breather pipe to mudguard	5
97-3894	Screw, breather clip	5
82-4717	Nut, for screw	5
83-4615	Centre stand	1
83-3793	Spring, centre stand return	1
21-2077	Pivot bolt, centre stand ($\frac{7}{16}$ " UN.F. \times $1\frac{1}{16}$ ", shouldered)	2



Part No.	Description	Qty.
14-1304	Nut, for pivot bolt ($\frac{7}{16}$ " UN.F.)	2
57-2331	Rubber sleeve, centre stand ..	1
83-1560	Prop stand	1
82-7021	Pivot bolt, prop stand	1
14-1303	Nut, for pivot bolt ($\frac{3}{8}$ " UN.F. \times .32", self locking)	1
82-8382	Spring, prop stand return	1
14-0114	Bolt, prop stand stop ($\frac{5}{16}$ " UN.F. \times $\frac{3}{4}$ ")	1
14-0402	Nut, for stop bolt ($\frac{5}{16}$ " UN.F. \times .19")	1
60-3361	Transfer, "Made in England"	1

SWINGING ARM AND SUSPENSION UNITS

83-2513	SWINGING ARM ..	1
60-1841	Grease nipple	2
71-2501	Washer for grease nipple	2
83-2521	Bush, swinging arm pivot	4
83-2691	Sleeve, swinging arm pivot	2
83-2690	Distance piece, right side	1
83-2689	Distance piece, left side	1
83-2692	Dirt excluder ..	4
21-2087	Pivot bolt, swinging arm	1
14-1307	Nut, for pivot bolt ($\frac{3}{8}$ " UN.F. \times .515", self-locking)	1
83-2266	Washer, for nut ($\frac{3}{16}$ " \times 1" \times .092")	2
83-2656	Torque arm, rear brake	1
14-0133	Bolt, torque arm to swinging arm ($\frac{7}{16}$ " UN.F. \times 1")	1
14-1304	Nut, torque arm to swinging arm bolt ($\frac{7}{16}$ " UN.F. \times .375", self-locking)	1
37-2330	Washer, for nut (.445" \times $\frac{3}{4}$ " \times .064")	1
60-3957	SUSPENSION UNIT (Girling No. 64052564) ..	2
99-0122	Bonded bush (Girling No. 64533645)	4
19-7458	Spring, 100 lbs (Girling No. 64543708)	2
14-0234	Bolt, suspension unit lower fixing ($\frac{3}{8}$ " UN.F. \times 1 $\frac{3}{4}$ ")	2
14-1303	Nut, for lower fixing bolt ($\frac{3}{8}$ " UN.F. \times .32", self-locking)	2
60-2331	Washer, for nut (.390" \times .750" \times .048") ..	2
14-0235	Bolt, suspension unit top fixing ($\frac{3}{8}$ " UN.F. \times 2") ..	2
14-1303	Nut, for upper fixing bolt ($\frac{3}{8}$ " UN.F. \times .32", self-locking)	2
60-2331	Washer, for nut (.390" \times .750" \times .048") ..	2
83-2641	Chainguard ..	1
14-0206	Bolt, chainguard fixing—front ($\frac{1}{4}$ " UN.F. \times 1 $\frac{3}{4}$ ")	1
60-2347	Washer, for bolt (.270" \times .625" \times .040")	1

FOOTRESTS, BRAKE PEDAL AND ENGINE MOUNTINGS

83-2854	Footrest, short	1
83-2855	Footrest, long	1
14-0259	Bolt, footrest to frame ($\frac{1}{2}$ " UN.F. \times 1 $\frac{3}{4}$ ")	2
14-1305	Nut, footrest to frame bolt ($\frac{1}{2}$ " UN.F. \times .435", self-locking)	2
60-2333	Washer, for nut (.52" \times 1" \times .056")	2
83-3602	Collar, footrest bolt ..	2
83-2651	Footrest rubber	2
83-2841	PILLION FOOTREST ASSEMBLY	2
82-9053	Pillion footrest ..	2
82-9089	Washer, pillion footrest	2
82-9054	Rubber, pillion footrest	2

Part No.	Description	Qty.
14-0217	Bolt, footrest swivel ($\frac{5}{16}$ " UN.F. \times $1\frac{1}{4}$ ")	2
14-1302	Nut, footrest swivel bolt ($\frac{5}{16}$ " \times .29", self-locking)	2
83-3207	Hanger bolt	2
14-1303	Nut, hanger bolt to frame ($\frac{3}{8}$ " \times .32", self-locking)	2
82-2184	Washer, for nut ($\frac{25}{64}$ " \times $\frac{3}{4}$ " \times .092")	2
83-2666	Rear brake pedal	1
21-2045	Pivot pin, brake pedal	1
14-1303	Nut, pivot pin ($\frac{3}{8}$ " \times .32", self-locking)	1
70-8084	Washer, for nut (.380" \times .750" \times .064")	1
14-0103	Screw, stop light adjustment ($\frac{1}{4}$ " UN.F. \times $\frac{3}{4}$ ")	1
14-0301	Nut, stop light adjustment screw ($\frac{1}{4}$ " \times .24", self-locking)	1
83-2860	Rear brake operating rod	1
83-4277	Distance piece, for split pin	1
60-2683	Split pin ($\frac{1}{16}$ " \times $\frac{3}{4}$ ")	1
37-1467	Pivot pin, rear brake lever	1
82-3787	Adjuster, wing nut, for brake rod	1
83-3024	Rear engine plate, right side	1
83-3023	Rear engine plate, left side	1
14-0115	Bolt, rear engine plate to frame ($\frac{5}{16}$ " UN.F. \times $\frac{7}{8}$ ")	5
14-0116	Bolt, rear engine plate to frame ($\frac{5}{16}$ " UN.F. \times 1")	1
14-1302	Nut, for engine plate bolts ($\frac{5}{16}$ " UN.F. \times .29", self-locking)	6
60-2330	Washer, for engine plate bolts (.333" \times .625" \times .040")	12
14-0220	Bolt, rear engine plate to engine, left side ($\frac{5}{16}$ " UN.F. \times $1\frac{1}{4}$ ")	2
14-0221	Bolt, rear engine plate to engine, right side ($\frac{5}{16}$ " UN.F. \times 2")	2
14-1302	Nut, rear engine plate to engine bolt ($\frac{5}{16}$ " UN.F. \times .29", self-locking)	4
60-2321	Washer, rear engine plate to engine bolt (.333" \times .625" \times .072")	8
83-2846	Distance piece, engine to frame, bottom—left side	1
83-2847	Distance piece, engine to frame, bottom—right side	1
21-2112	Bolt, engine to frame, bottom	1
14-1304	Nut, engine to frame bolt, botto ($\frac{7}{16}$ " UN.F. \times .27", self-locking)	1
60-2332	Washer, for bolt (.458" \times .875" \times .048")	2
83-2848	Distance piece, engine to frame, front—left side	1
83-2849	Distance piece, engine to frame, front—right side	1
14-0254	Bolt, engine to frame, front ($\frac{7}{16}$ " UN.F. \times $3\frac{1}{2}$ ")	1
14-1304	Nut, front engine to frame bolt ($\frac{7}{16}$ " UN.F. \times .375", self-locking)	1
60-2332	Washer, for nut (.458" \times .875" \times .048")	1
83-3537	Torque stay, cylinder head to frame	1
14-0126	Bolt, torque stay to frame ($\frac{3}{8}$ " UN.F. \times $\frac{3}{4}$ ")	1
83-4086	Nut, torque stay bolt	1
60-2331	Washer, plain, for nut (.395" \times .750" \times .048")	1
60-2419	Washer, spring, for nut (.406" \times .590" \times .092")	1

EXHAUST PIPES AND SILENCERS

71-3506	Exhaust pipe, left side	1
71-3509	Exhaust pipe, right side	1
71-2465	Finned clip, exhaust pipe to cylinder head	2
21-2186	Screw, finned clip (No. 10—32 UN.F. \times .88")	2
21-0778	Nut, for screw (No. 10—UN.F., self-locking)	2
70-6857	Exhaust pipe tie	2
14-2205	Screw, tie to exhaust pipe ($\frac{1}{4}$ " UN.F. \times $\frac{3}{8}$ ")	2
14-1301	Nut, for screw ($\frac{1}{4}$ " UN.F.)	2
70-9888	Coupling pipe (between exhaust pipes)	1
70-7512	Clip, coupling pipe to exhaust pipe	2

Part No.	Description	Qty.
14-0217	Bolt, coupling pipe clip ($\frac{5}{16}$ " UN.F. \times $1\frac{1}{4}$ ")	2
14-1202	Nut, coupling pipe clip bolt ($\frac{5}{16}$ " UN.F. \times .33", self-locking)	2
70-3768	Washer, "D" type, for clip bolt	4
70-2271	Clip, silencer to exhaust pipe	2
14-0219	Bolt, silencer clip ($\frac{5}{16}$ " UN.F. \times $1\frac{1}{4}$ ")	2
14-1302	Nut, for silencer clip bolt ($\frac{5}{16}$ " UN.F. \times .29", self-locking)	2
60-4247	Washer, for clip bolt nut (.344" \times .625" \times .063")	2
70-3768	Washer, "D" type, for clip bolt	4
71-1710	Silencer	2
71-3487	Silencer carrier bracket	2
14-0101	Bolt, silencer to bracket	4
14-1301	Nut, for silencer bracket bolt	4

FRONT FORK AND HEADLAMP MOUNTING

97-4422	FORK ASSEMBLY	1
97-4414	Top yoke	1
14-0234	Bolt, pinch, top yoke (to clip steering stem) ($\frac{3}{8}$ " UN.F. \times $1\frac{1}{4}$ ")	1
14-1303	Nut, for pinch bolt ($\frac{3}{8}$ " UN.F. \times .32", self-locking)	1
60-2331	Washer, for pinch bolt nut (.395" \times .750" \times .048")	1
82-6738	Lock and key	1
	Key (state serial number). See page 6.	1
21-0578	Grub screw, steering lock	1
97-2266	Sealing washer, for grub screw	1
97-3682	Brake cable retainer bracket	1
97-2270	Retainer, brake cable	1
82-8245	Washer, star-lock	1
97-4029	Steering stem nut (models without steering damper)	1
97-4092	Steering stem nut (models with steering damper)	1
97-4031	Bearing, taper roller, steering head	2
97-4028	Dust cover (above top bearing)	1
83-2007	Abutment ring for bearing (inside steering head)	2
97-4082	Bottom yoke and stem	1
14-0237	Bolt, pinch, bottom yoke (to clip stanchion) ($\frac{3}{8}$ " UN.F. \times $2\frac{1}{2}$ ")	2
14-1303	Nut, for pinch bolt ($\frac{3}{8}$ " UN.F. \times .32", self-locking)	2
70-8084	Washer, for nut (.380" \times .750" \times .064")	2
97-4007	Stanchion	2
97-4076	End plug (lower end of stanchion)	2
97-4258	Top nut, stanchion	2
97-4166	Washer, for top nut	2
97-4011	Spring, fork leg suspension	2
97-1510	Gaiter, flexible, rubber	2
97-4406	Outer cover, left side stanchion	1
97-4417	Headlamp bracket, left side	1
97-4407	Outer cover, right side stanchion	1
97-4203	Headlamp bracket, right side	1
97-2208	Rubber mounting, headlamp bracket	2
97-2209	Rubber buffer, headlamp bracket	4
97-2210	Backing washer, headlamp bracket	4
21-2095	Bolt, headlamp bracket to outer cover	4
82-6981	Ignition lock, with two keys	1
	Key (state serial number)	1
97-2262	Cover, ignition switch	1

82-7994	Grommet plug, ignition switch	1
97-0961	Grommet, clutch cable (left headlamp bracket)	1
97-4424	OUTER MEMBER, right side	1
97-4033	OUTER MEMBER, left side	1
97-4433	Cap, wheel spindle, left side	1
97-4434	Cap, wheel spindle, right side	1
21-2102	Stud, for wheel spindle cap ($\frac{5}{16}$ " UN.F./UN.C. \times $1\frac{7}{8}$ ")	8
14-0302	Nut, for cap stud ($\frac{5}{16}$ " UN.F. \times .27")	8
60-2428	Washer, spring, for nuts (.344" \times .600" \times .064")	8
97-4001	Oil seal, fork leg	2
97-4420	Torque lug, right side outer member (for brake plate location)	1
14-1303	Nut, torque lug ($\frac{3}{8}$ " UN.F. \times .32", self-locking)	1
60-2340	Washer, torque lug nut (.395" \times .875" \times .072")	1
97-3894	Drain plug	2
97-3893	Washer, for drain plug	2
97-3996	Damper tube	2
97-4020	Valve, damper	2
97-4003	"O" ring, damper valve	2
97-4010	Washer, damper valve	2
97-4012	Nut, damper valve	2
97-4009	Spring, recoil	2
14-1019	Screw, socket head (securing damper tube in outer member)	2
97-4004	Washer, sealing, for socket screw	2
60-2599	Licence holder	1

HANDLEBAR MOUNTINGS AND STEERING DAMPER

97-2291	Handlebar clamp	2
21-0589	Bolt, handlebar clamp ($\frac{5}{16}$ " UN.F. \times $1\frac{1}{8}$ ")	2
82-1335	Washer, for bolt	2
97-1527	Bush, flexible, handlebar clamp	2
97-1425	Sleeve, handlebar clamp	4
97-1529	Washer, hemispherical	4
97-1581	Distance piece	2
97-2271	Cup, handlebar clamp	2
97-1580	Washer, rubber, handlebar clamp	2
14-1303	Nut, handlebar clamp ($\frac{3}{8}$ " UN.F. \times .32", self-locking)	2
97-3875	Steering damper rod, with knob	1
60-2438	Washer, spring	1
60-2329	Washer, plain	1
97-0095	Plate, star spring	1
97-0435	Friction disc	1
97-1797	Anchor plate	1
97-4102	Nut, bottom, damper rod	1
60-2720	Split pin, for nut ($\frac{1}{32}$ " dia. \times $\frac{1}{2}$ ")	1

FRONT WHEEL

37-4168	FRONT WHEEL ASSEMBLY	1
37-4169	FRONT WHEEL ASSEMBLY, LESS BRAKE AND TYRE	1
37-1721	RIM, SPOKES, AND HUB ASSEMBLY	1
37-1230	Wheel rim (WM2 \times 19)	1
37-1708	Spoke (outer), right side—(head 80° to spoke)	10

Part No.	Description	Qty.
37-1709	Spoke (inner), right side—(head 95° to spoke)	10
37-1328	Spoke, left side (straight, 5 $\frac{1}{8}$ ")	20
37-4200	Nipple	40
37-1722	Hub, with brake drum	1
37-3460	Cover plate, brake drum	1
37-1198	Balance weight, 1"	as required
37-1197	Balance weight, $\frac{3}{4}$ "	as required
37-0653	Bearing, wheel (Hoffmann 120, metric)	2
37-1237	Dust cover, left side bearing	1
37-0280	Circlip, left side bearing retaining	1
37-1481	Cap, grease, left side bearing	1
37-3337	Support ring, right side bearing	1
37-0582	Retaining ring (screwed), right side bearing	1
37-4167	Wheel spindle	1
37-3461	BRAKE COVER PLATE ASSEMBLY	1
37-2129	Cover plate, with gauze and screws	1
37-1991	Gauze, air scoop	1
21-1998	Screw, gauze to anchor plate (4" × 40" UN.C. × $\frac{3}{8}$ ")	3
82-2351	Washer, for gauze screw ($\cdot 141$ " × $\cdot 375$ " × $\cdot 031$ ")	3
37-2026	Abutment pad, cover plate to brake shoe	2
37-2001	Cam, brake operating	2
37-3453	Brake lever, front (bell crank)	1
37-3522	Return spring, front brake lever	1
14-1303	Nut, brake lever to cam spindle ($\frac{3}{8}$ " UN.F. × $\cdot 32$ ")	2
37-2027	Washer, for cam spindle nut ($\frac{1}{32}$ " × $1\frac{1}{2}$ " × $\cdot 092$ ")	2
37-3454	Brake lever, rear	1
37-2003	Brake rod, with clevis (connecting brake levers)	1
37-2005	Clevis (threaded), brake rod	1
14-0401	Locknut, brake rod clevis ($\frac{1}{4}$ " UN.F. × $\cdot 16$ ")	1
60-4252	Clevis pivot pin	3
60-2683	Split pin, for pivot pin ($\frac{1}{16}$ " dia. × $\frac{3}{8}$ ")	3
21-1995	Nut, brake cover plate to spindle ($\frac{3}{4}$ " dia. × 20ths UN.E.F.)	1
37-1996	Brake shoe, with lining and rivets	2
37-1998	Brake shoe lining	2
37-2059	Rivet, lining to shoe	14
37-0135	Spring, brake shoe	2

REAR WHEEL

37-3968	REAR WHEEL ASSEMBLY	1
37-3849	REAR WHEEL ASSEMBLY, LESS BRAKE AND TYRE	1
37-3782	RIM, SPOKES, AND HUB ASSEMBLY	1
37-3784	Rim, wheel (WM3 × 18)	1
37-3724	Spoke, left side. (Head angle 102° to spoke; 5.9" overall)	10
37-3725	Spoke, left side. (Head angle 71° to spoke; 5.9" overall)	10
37-3726	Spoke, right side. (Head angle 135° to spoke; 7.3" overall)	20
37-2294	Nipple	40
37-3773	Hub and brake drum	1
37-3468	Security bolt, for tyre (WM3 × 18")	2
37-3985	HUB AND SPINDLE ASSEMBLY	1
37-0653	Bearing, wheel (Hoffmann 120, metric)	2
37-3749	Support ring, left side bearing	1
37-3752	Retaining ring (screwed)—left side bearing	1

Part No.	Description	Qty.
37-3753	Spacer (between bearings)	1
37-1654	Grease retainer, right side bearing	1
37-3751	Driving ring, for speedometer (L.H. thread in hub)	1
37-3750	Distance piece, inner (speedometer gearbox to bearing)	1
60-3213	Speedometer drive gearbox (ratio 1.25/1)	1
37-3746	Distance piece, outer (speedometer gearbox to spindle nut)	1
37-3965	Spindle, wheel	1
14-1307	Nut, wheel spindle ($\frac{5}{8}$ " UN.F. \times .515")	1
83-2266	Washer, wheel spindle nut ($\frac{3}{4}$ " \times 1" \times .092")	1
37-3747	Sprocket (47T)	1
14-0207	Bolt, sprocket to hub ($\frac{1}{4}$ " UN.F. \times 2")	5
14-1301	Nut, for sprocket bolt ($\frac{1}{4}$ " UN.F. \times .24", self-locking)	5
60-2320	Washer, for nut (.270" \times .562" \times .056")	5
37-3878	BRAKE ANCHOR PLATE ASSEMBLY	1
37-3856	Brake anchor plate	1
37-3872	Brake operating cam	1
37-4034	Brake lever	1
14-1303	Nut, brake lever to cam spindle ($\frac{3}{8}$ " UN.F. \times .38", self-locking)	1
60-2331	Washer, for nut (.395" \times .750" \times .048")	1
37-3870	Brake shoe pivot	1
14-0305	Nut, pivot to torque arm ($\frac{1}{4}$ " UN.F. \times .44")	1
60-2431	Washer, spring, for nut (.531" \times .851" \times .092")	1
37-3925	Brake shoe, with lining and rivets (leading)	1
37-3926	Brake shoe, with lining and rivets (trailing)	1
37-3876	Brake shoe lining	2
37-0129	Rivet, for brake shoe lining	16
37-2328	Spring, brake shoe	2
37-4049	Spring, brake lever	1
60-1841	Nipple, lubricator, for cam spindle	1
37-4049	Washer, fibre, for nipple	1
37-3742	Chain adjuster	2
14-0107	Screw, chain adjuster ($\frac{1}{4}$ " UN.F. \times 1 $\frac{1}{2}$ ")	2
14-0301	Nut, for screw ($\frac{1}{4}$ " UN.F.)	2
83-3082	Cover plate, swinging arm end	2

FUEL TANK AND TWINSEAT

83-4888	PETROL TANK, 4 gallons (18 litres)	1
83-4118	Tie strap (below tank)	1
14-0113	Bolt, securing tie strap	2
60-2428	Washer, spring, for bolt	2
60-2321	Washer, plain, for bolt	2
60-2568	Tank badge	2
21-2064	Screw, for tank badge	4
83-4355	Knee-grip, left side	1
83-4356	Knee-grip, right side	1
83-4763	Rubber plug, petrol tank tap	1
60-4171	Badge, for rubber plug	1
83-3875	Filler cap, with sealing washer	1
83-4932	Mounting rubber, front (tank to frame top tube)	1
83-4933	Mounting rubber, rear (tank to frame top tube)	1

Part No.	Description	Qty.
60-3538	Mounting rubber securing tape	1
83-4931	Steady rubber (tank to frame side)	2
83-4930	Bolt, tank centre fixing	1
82-9063	Distance tube, tank centre fixing	1
83-4934	Mounting rubber, tank centre fixing	1
14-1202	Nut, tank fixing bolt ($\frac{5}{16}$ " UN.F. \times .335", self-locking)	1
82-4299	Washer, for nut	1
83-2800	Petrol tap	1
83-2801	Petrol tap (reserve)	1
70-7351	Seal, for petrol tap	2
83-0002	Washer, for tap seal	2
83-4887	Petrol pipe assembly	1
83-4787	TWINSEAT	1
83-4790	Cover, twinseat	1
83-4802	Hinge, twinseat, front	1
83-4782	Hinge, twinseat, rear	1
14-0101	Bolt, hinge fixing ($\frac{1}{4}$ " UN.F. \times $\frac{1}{2}$ ")	4
60-2417	Washer, spring, for bolt (.281" \times .425" \times .072")	4
82-9093	Rubber buffer, below seat	5
82-7560	Catch plunger	1
82-4228	Spring, catch plunger	1
71-3749	Washer, plain	1
60-2720	Split pin, for plunger, $\frac{3}{32}$ " dia. \times $\frac{1}{2}$ ")	1
60-2087	Check wire	1
60-2381	Screw, for check wire—self-tapping	1

AIR CLEANER AND SIDE PANELS

83-4845	Body, left side	1
83-4609	Body, right side	1
60-3539	Screw (joining body halves) (4BA \times $\frac{3}{4}$ ")	2
21-0501	Nut, for screw (4BA \times .167", self-locking)	2
14-0218	Bolt (body to frame) ($\frac{5}{16}$ " UN.F. \times $1\frac{3}{8}$ ")	2
60-2418	Washer, spring, for bolt (.343" \times .503" \times .080")	2
60-4247	Washer, plain, for bolt (.344" \times .625" \times .063")	2
14-1202	Nut, for bolt (body to frame) ($\frac{5}{16}$ " UN.F. \times .335", self-locking)	2
83-4807	Cover, left side, air cleaner	1
83-4808	Cover, right side, air cleaner	1
14-0221	Bolt (cover to body) ($\frac{5}{16}$ " UN.F. \times 2")	2
82-8245	Retainer, for cover bolt	2
14-0302	Nut, for cover bolt ($\frac{5}{16}$ " UN.F.)	2
60-2438	Washer, double coil, for cover bolt (.344" \times .576" \times .096")	2
60-4153	Bush, rubber, air cleaner cover	2
60-4152	Plug, rubber, air cleaner cover	2
60-4150	Name plate	2
60-4145	Name plate motif, "Thunderbolt"	2
82-4129	Screw, name plate securing (2 B.A. \times $\frac{1}{2}$ " , countersunk head)	4
82-4717	Nut, name plate front securing	2
60-4154	Nut, "Spire", side panel	2
60-3618	Air filter assembly	1
83-3781	Air intake pipe	2
83-4614	Rubber connector (body to carburetter)	1
60-3975	Clip, rubber connector	2



Part No.	Description	Qty.
83-4854	Side panel, left	1
83-4803	Side panel, right	1
82-6673	Bush, side panel, rubber	2
14-0102	Bolt, side panel to air cleaner box ($\frac{1}{4}$ " UN.F. \times $\frac{5}{8}$ ")	4

MUDGUARDS AND TAIL LAMP MOUNTING

97-4440	Front mudguard	1
97-4444	Stay, front, front mudguard	1
97-4442	Stay, centre, front mudguard	1
97-4447	Stay, rear, front mudguard	1
14-0101	Bolt (stays to mudguard) ($\frac{1}{4}$ " UN.F. \times $\frac{1}{2}$ ")	6
60-4245	Washer, for bolt ($\frac{1}{4}$ " \times $\frac{7}{16}$ " \times $\frac{5}{64}$ ")	6
14-1201	Nut, for bolt ($\frac{1}{4}$ " UN.F. \times .285", self-locking)	6
97-4446	Bracket (fork to front and central stays)	2
14-0103	Bolt (bracket to fork) ($\frac{1}{4}$ " UN.F. \times $\frac{3}{4}$ ")	4
60-2427	Washer, spring, for bracket bolt (.281" \times .465" \times .064")	4
14-0116	Bolt, (bracket to front and centre stays) ($\frac{5}{16}$ " UN.F. \times 1")	2
82-4299	Washer for bolt	2
14-1302	Nut, for bolt ($\frac{5}{16}$ " UN.F. \times .29", self-locking)	2
14-6114	Bolt, (rear stay to fork) ($\frac{5}{16}$ " UN.F. \times $\frac{3}{4}$ ")	2
60-2428	Washer, spring, for bolt (.344" \times .600" \times .064")	2
83-4823	Number plate, front	1
57-1076	Screw, number plate	2
71-2448	"O" ring, for screw	2
60-4249	Washer, for screw	2
83-4805	Rear mudguard	1
83-2796	Rear mudguard lower fixing bracket	1
14-0101	Bolt, fixing bracket to mudguard ($\frac{1}{4}$ " UN.F. \times $\frac{1}{2}$ ")	2
60-2329	Washer, plain, fixing bracket bolt (.270" \times .562" \times .036")	2
14-1301	Nut, for fixing bracket bolt ($\frac{1}{4}$ " UN.F. \times .24", self-locking)	2
14-0114	Bolt, mudguard fixing bracket to frame ($\frac{5}{16}$ " UN.F. \times $\frac{3}{4}$ ")	2
60-2330	Washer, plain, fixing bracket bolt (.333" \times .625" \times .040")	2
14-1302	Nut, for fixing bracket bolt ($\frac{5}{16}$ " UN.F.)	2
83-4600	Rear mudguard bridge	1
14-0102	Bolt, mudguard to bridge, frameloop and stay ($\frac{1}{4}$ " UN.F. \times $\frac{5}{8}$ ")	6
60-2329	Washer, for mudguard bridge bolt (.270" \times .562" \times .036")	6
14-1301	Nut, for mudguard bridge bolt ($\frac{1}{4}$ " UN.F. \times .24", self-locking)	6
83-4791	Grab hand and support rail assembly	1
83-2726	Rear number plate	1
14-0101	Bolt, rear number plate fixing ($\frac{1}{4}$ " UN.F. \times $\frac{1}{2}$ ")	4
60-2329	Washer, for number plate bolt (.270" \times .562" \times .036")	4
14-1301	Nut, for number plate bolt ($\frac{1}{4}$ " UN.F. \times .24", self-locking)	4
83-4774	Rear lamp carrier	1
14-1401	Stud, for rear lamp carrier ($\frac{1}{4}$ " UN.C./UN.F. \times 1")	1
14-1301	Nut, for lamp carrier stud ($\frac{1}{4}$ " UN.F. \times .24", self-locking)	1
60-2329	Washer, for lamp carrier stud (.270" \times .562" \times .036")	1
14-0101	Bolt, rear lamp support plate to mudguard ($\frac{1}{4}$ " UN.F. \times $\frac{1}{2}$ ")	4
14-1301	Nut, for lamp support plate bolt ($\frac{1}{4}$ " UN.F. \times .24", self-locking)	4
60-2329	Washer, for lamp support plate bolt (.270" \times .562" \times .036")	4
83-8784	Bracket, rear number plate, top	1
82-6850	Bracket, rear number plate, bottom	1
83-5001	Rear lamp support plate	1

Part No.	Description	Qty.
14-7804	Screw, support plate to lamp carrier ($\frac{1}{4}$ " UN.C. \times $\frac{1}{2}$ ", recessed head)	1
70-1612	Washer, serrated, for support plate screw	1
83-4800	Nut, rear lamp to carrier	2
83-4806	Protection strip, cable to rear lamp	1
60-4103	Grommet, rear lamp cables to mudguard	5
83-5105	Grommet, mudguard rail to lamp carrier	2

HANDLEBAR, CONTROLS AND CONTROL CABLES

B.S.A.	AMAL	Description	Qty.
97-4300		Handlebar	1
60-0957		TWIST GRIP, THROTTLE	1
	16/328	Body, top half	1
	16/329	BODY, BOTTOM HALF	1
	16/008	Friction spring	1
	16/009	Screw, for friction spring	1
	16/010	Nut for friction spring	1
60-0598		Handgrip, throttle	1
	11/013	Screw, securing body halves	2
97-2142		Handgrip, left side	1
60-3567		AIR CONTROL LEVER ASSEMBLY	1
	12/595	Clamp	1
60-3896		Screw, for clamp	2
60-3980		Front brake lever	1
60-3981		Clutch lever	1
21-2048		Pivot pin—brake and clutch levers	2
14-1201		Nut, for pivot pin ($\frac{1}{4}$ " UN.F. \times .44", self-locking)	2
60-3585		Adjuster, brake and clutch levers	2
60-3586		Lockring, for adjuster	2
		HANDLEBAR SWITCHES, LEFT SIDE. SEE PAGE 28	1
		HANDLEBAR SWITCHES, RIGHT SIDE. SEE PAGE 29	1
60-4114		Front brake cable	1
60-0746		Throttle cable	1
60-4194		Air control cable	1
60-3079		Clutch cable	1
97-4112		Handlebar cable clip	4

TOOL KIT

60-2112		TOOL KIT, COMPLETE	1
60-0291		Tool roll	1
60-1907		Ring spanner, double ended ($\frac{7}{16}$ " A/F and $\frac{1}{2}$ " A/F)	1
60-0767		Screwdriver, complete	1
60-2184		Spanner, "C" type, for suspension unit	1
60-1911		Tommy bar	1
60-1050		Spanner, sparking plug	1
60-2084		Spanner, double ended, open ($\frac{7}{16}$ " A/F and $\frac{1}{2}$ " A/F)	1
60-3647		Spanner, ring (1.214" A/F and .949" A/F)	1
60-3711		Tommy bar, for rear wheel	1
60-0971		Spanner, box (.84"/.83" A/F and .94"/.93" A/F)	1
60-0974		Key, for tyre valve	1

Note: Where a B.S.A. part number is not quoted, it is replaced by an AMAL part number. In this case application must be made direct to Messrs. AMAL Ltd. (see page 5 for address).

SPEEDOMETER, TACHOMETER AND DRIVE

60-2394	Speedometer (miles per hour scale) (Smith's SSM5007/00)	1
60-2395	Speedometer (kilometres per hour scale) (Smith's SSM5007/01)	1
19-9080	Trip control shaft	1
60-3376	Speedometer driving cable (Smith's DF9111/00)	1
60-2600	Speedometer mounting cup	1
97-4026	Speedometer mounting bracket	1
60-2391	Washer, for speedometer bracket	2
71-2475	TACHOMETER DRIVE GEARBOX ASSEMBLY	1
71-2477	Tachometer gearbox housing	1
70-9332	Screw, housing to crankcase ($\frac{1}{2}$ " UN.F. L.H.)	1
70-5155	Bush, flanged	1
70-5156	Bush, plain	1
70-7351	Sealing washer, housing to crankcase	1
70-5157	Driving gear (from camshaft)	1
71-2480	End cap, for driving gear ($\frac{3}{8}$ " x 20 UN.E.F.)	1
60-3355	"O" ring, for end cap	1
71-2653	Driven gear (to tachometer cable)	1
71-2482	Spacer, for driven gear	1
71-2481	Welch washer, spacer retaining	1
60-2396	Tachometer head, ratio 4/1 (Smith's RSM3003/13)	1
60-3933	Tachometer driving cable (Smith's DF9111/00)	1
97-4026	Tachometer mounting bracket	1
60-2600	Tachometer mounting cup	1
60-2391	Washer, for tachometer bracket	2

BATTERY CARRIER, COIL AND TOOL TRAY

83-4610	Battery carrier	1
82-8091	Battery carrier tray (moulding)	1
82-7380	Battery protective strip	4
82-9353	Battery retaining strap	1
82-9355	Buckle, battery retaining strap	1
83-2508	Screw, shouldered, carrier mounting	3
82-6039	Bush, rubber, carrier mounting	3
14-1301	Nut for shouldered screw ($\frac{1}{4}$ " UN.F. .24", self-locking)	3
60-2329	Washer, for nut (.270" x .562" x .036")	1
83-4601	Coil and tool tray, combined	1
14-0102	Bolt, coil tray to mudguard ($\frac{1}{4}$ " UN.F. x $\frac{3}{8}$ ")	2
14-1201	Nut, coil tray bolt ($\frac{1}{4}$ " UN.F. x .438", self-locking)	2
60-2329	Washer, for nut	2
21-0778	Nut, for battery carrier bolt (fixed) No. 10-UN.F.	1

ELECTRICAL EQUIPMENT—LAMPS

B.S.A.	Lucas	Description	Qty.
—	60512	HEADLAMP COMPLETE (U.K.) TYPE SS700P	1
—	60513	HEADLAMP COMPLETE (EUROPEAN) TYPE SS700P	1
	553248	Rim	1
19-1367	54525927	Light unit (U.K.)	1
—	54522680	Light unit (European)	1

Note: Where a B.S.A. part number is not quoted, it is replaced by a Lucas part number. In this case application must be made direct to Messrs. Joseph Lucas Ltd. (see page 5, for address).

Part No.	Description	Qty.
B.S.A.	Lucas	
	504665	Wire clip, light unit fixing
	144921	Screw, rim fixing
	534296	Plate, rim fixing
19-1044	370	Bulb, main (U.K.)
	410	Bulb, main (European, except France)
	411	Bulb, main (France)
	554602	Bulb holder, main (U.K.)
	553738	Bulb adaptor, main (European)
19-1675	989	Bulb, pilot
	553780	Bulb holder, interior, pilot
	554354	Ring, rubber, pilot bulb holder
	54363453	Warning light assembly (amber)
	54363454	Warning light assembly (red)
	54363455	Warning light assembly (green)
	281	Bulb, warning light
	54140331	Sealing washer, warning light
	34419	Switch, lighting
	555910	Sleeve terminal, for cable
	862217	Grommet, harness
	54104506	Bolt, securing lamp to fork
	143086	Washer, for bolt
97-4124		Distance piece, for bolt
60-4110	56513	REAR LAMP, TYPE L 917 (less side reflex)
	54584930	Lens assembly
	54584931	Base assembly
	573828	Interior assembly
	54983924	Gasket
	380	Bulb
99-1190	56147	DIRECTION INDICATOR LAMPS, TYPE L874
99-1191	54581638	Lens assembly
	573832	Interior assembly
	54580322	Bulb holder assembly
	382	Bulb
	60600091	Stanchion, front, 5.37" long
	60600269	Stanchion, rear 2.4" long
14-0404		Nut, stanchion ($\frac{1}{16}$ " UN.F.)
37-2332		Washer, plain, for nut
37-2331		Washer, shakeproof, for nut
70-4144		Rubber cap, stanchion, rear

ELECTRICAL EQUIPMENT

		CONTACT BREAKER (TYPE 10CA), SEE PAGE 13	1
91-7606		SPARKING PLUG (CHAMPION N3)	2
19-7625		Cover, sparking plug	2
60-3924		Cable, high-tension, resistive	2
60-2203	45223	COIL (Type 17M12)	2
82-9561		Grommet, coil mounting	2
	54949011	Grommet sleeve, high-tension lead	2

Note: Where a B.S.A. part number is not quoted, it is replaced by a Lucas part number. In this case application must be made direct to Messrs. Joseph Lucas Ltd. (see page 5, for address).



Part No.	Description	Qty.
B.S.A.	Lucas	
	421863 Contact clip, high-tension lead	2
19-1333	39895 HANDLEBAR SWITCH—LEFT SIDE (Type 169SA)	1
19-1337	54033667 Switch, assembly with securing screws	1
99-1215	54340883 Lever body	1
19-1266	39785 HANDLEBAR SWITCH—RIGHT SIDE (Type 169SA)	1
—	54033722 Switch assembly, with securing screws	1
—	54343793 Lever body	1
99-1201	35048 Flasher (direction indicator) unit. Type 8FL	1
60-3614	54386637 Spring, flasher unit mounting	1
19-1098	54385091 Clip, flasher unit	1
21-0778	Nut, flasher unit spring to battery carrier (self-locking)	1
21-2079	Screw flasher unit spring to clip (No. 10-UN.F. $\times \frac{1}{2}$ ")	1
21-0778	Nut, for screw (No. 10-UN.F. self-locking)	1
60-2391	Washer, plain, for nuts (.202" \times .391" \times .032")	2
60-3540	70228 Horn (Type 6H, high note)	1
60-3161	Grommet—horn fixing	2
14-0103	Bolt — horn fixing ($\frac{1}{4}$ " UN.F. $\times \frac{3}{4}$ ")	2
60-2347	Washer, for bolt (.270" \times .625" \times .040")	4
14-1301	Nut, for bolt ($\frac{1}{4}$ " UN.F. \times .245", self-locking)	2
99-1028	34815 Stop-light switch (Type 118SA)	1
60-3550	Screw, stop-light switch fixing (self-tapping)	2
97-1388	Washer, for screw	2
19-1775	31899 Ignition switch (Type S45)	1
60-3598	54190096 Lucar blade — for condenser	2
60-3211	54441582 Condenser	2
21-2079	Screw condenser fixing (No. 10-32 UN.F. $\times \frac{1}{2}$ ")	1
60-2391	Washer, plain, for screw (.202" \times .391" \times .032")	2
21-0778	Nut, for screw (No. 10-32 UN.F., self-locking)	1
14-0101	Bolt, condenser fixing ($\frac{1}{4}$ " UN.F. $\times \frac{1}{2}$ ")	1
60-2329	Washer, plain, for bolt (.270" \times .562" \times .036")	2
14-1201	Nut, for bolt ($\frac{1}{4}$ " UN.F. \times .44", self-locking)	1
99-0589	49072 Rectifier (Type 2DS.506)	1
99-0590	49345 Zener diode (Type ZD.715)	1
	54961593 Main harness	1
83-4709	Clip, main harness	1
99-0719	54027029 Battery (Type PUZ5A)	1
82-7431	Battery vent pipe	1
60-4254	Cable clip (6 $\frac{3}{16}$ " long, before bending)	15
60-0777	Cable clip, rubber	2

Note: Where a B.S.A. part number is not quoted, it is replaced by a Lucas part number. In this case application must be made direct to Messrs. Joseph Lucas Ltd. (see page 5, for address).



British Only

MOTORCYCLES AND PARTS INC.

32451 PARK LANE
GARDEN CITY, MI 48135 USA

PHONE ORDER HOURS:
MONDAY THRU FRIDAY 10-6 EST

Fax or email 24 hours a day!

RETAIL: 734-421-0303
WHOLESALE: 734-525-1980
FAX: 734-422-9253
EMAIL: info@britishonly.com
WEBSITE: britishonly.com

THE BIGGEST!

ENGINE REBUILDING PARTS
GASKETS-SEALS-BEARINGS
BUSHINGS-PISTONS-RINGS
CLUTCHES-TUNE UP PARTS
SPEED EQUIPMENT

THE BEST!

STOCK AND CUSTOM PARTS
SEATS-HANDLEBARS-CHAINS
TIRES-TUBES-EXHAUST PIPES
MUFFLERS-GAS TANKS-FENDERS
RESTORATION PARTS

THE ONLY!

WORLD'S LARGEST SELECTION OF FACTORY ORIGINAL NEW AND USED PARTS
45,000 SQ. FT. OF MOTORCYCLE PARTS & ACCESSORIES FROM 1911 TO 1984 FOR ALL BRITISH MAKES!
CASH FOR ALL BRITISH BIKES, PARTS AND LITERATURE

CALL FOR OUR FREE 200
PAGE CATALOG!

OVERSEAS CUSTOMERS PLEASE SEND \$10.00 FOR AIR POST

1-800-BRT-ONLY
OR
1-800-278-6659

Visit our ever expanding website!

www.britishonly.com

- AMAL
- HEPOLITE
- SMITHS
- LUCAS
- GIRLING
- MORGO
- DUNLOP
- AVON
- RENOLD
- ARMSTRONG
- ROWE
- BOOKSTORE

SPECIALIZING IN



PARTS
SHIPPED
WORLDWIDE!



gearheadauction.com

promises to be the best all mechanical auction site on the World Wide Web! We have internet experience going back to 1992 and have been involved in motorcycle auctions since 1989.

We know what we are doing!

Buy & sell items with speed, ease, value and selection!

ANYTHING AND EVERYTHING
MOTORCYCLE - PERSONAL
WATERCRAFT - SNOWMOBILE -ATV
APPAREL-MEMORABILIA-PARTS

gearheadauction.com

all things mechanical!

American
British
Japanese
European

BIKE SPARES

- Fold -

NAME _____

ADDRESS _____

CITY _____

USE
FIRST CLASS
LETTER
POSTAGE

British Only

MOTORCYCLES AND PARTS INC.

32451 PARK LANE
GARDEN CITY MI 48135 U.S.A.

- Fold -



British Only

MOTORCYCLES AND PARTS INC.


32451 PARK LANE
GARDEN CITY, MI 48135
ORDER DESK 1-300-278-8659
OTHER INQUIRIES 734-421-0303
FAX 734-422-9253
Web Address: <http://www.britishonly.com>
E-mail: info@britishonly.com

Year
Make
Model

Quantity	Part #	Description	Each	Amount

Date ___ / ___ / ___ Customer # _____ Salesperson _____
Credit Card Used _____ Card# _____ Expires _____
Name _____
Address _____
City / State / Zip _____
Phone _____ / _____ Fax _____ / _____
Email _____
Signature _____

Subtotal	
Insurance	
Shipping	
Total	
Michigan Residents Add 6% Sales Tax	
Amount Enclosed	



Fold

NAME _____

ADDRESS _____

CITY _____

USE
FIRST CLASS
LETTER
POSTAGE

British Only

MOTORCYCLES AND PARTS INC.

32451 PARK LANE
GARDEN CITY MI 48135 U.S.A.

Fold



British Only

MOTORCYCLES AND PARTS INC.


32451 PARK LANE
 GARDEN CITY, MI 48135
 ORDER DESK 1-300-278-6659
 OTHER INQUIRIES 734-421-0303
 FAX 734-422-9253
 Web Address: <http://www.britishonly.com>
 E-mail: info@britishonly.com

Year
Make
Model

Quantity	Part #	Description	Each	Amount

Date / / Customer # Salesperson
 Credit Card Used Card# Expires
 Name
 Address
 City / State / Zip
 Phone / Fax /
 Email
 Signature

Subtotal	
Insurance	
Shipping	
Total	
Michigan Residents Add 6% Sales Tax	
Amount Enclosed	



052499



**Replacement parts list
1973
650 cc Thunderbolt (T65)**





British Only

MOTORCYCLES AND PARTS INC.

32451 PARK LANE
GARDEN CITY, MI 48135 USA

PHONE ORDER HOURS:
MONDAY THRU FRIDAY 10-6 EST

Fax or email 24 hours a day!

RETAIL: 734-421-0303
WHOLESALE: 734-525-1980
FAX: 734-422-9253
EMAIL: info@britishonly.com
WEBSITE: britishonly.com

THE BIGGEST!

ENGINE REBUILDING PARTS
GASKETS-SEALS-BEARINGS
BUSHINGS-PISTONS-RINGS
CLUTCHES-TUNE UP PARTS
SPEED EQUIPMENT

THE BEST!

STOCK AND CUSTOM PARTS
SEATS-HANDLEBARS-CHAINS
TIRES-TUBES-EXHAUST PIPES
MUFFLERS-GAS TANKS-FENDERS
RESTORATION PARTS

THE ONLY!

WORLD'S LARGEST SELECTION OF FACTORY ORIGINAL NEW AND USED PARTS
45,000 SQ. FT. OF MOTORCYCLE PARTS & ACCESSORIES FROM 1911 TO 1984 FOR ALL BRITISH MAKES!
CASH FOR ALL BRITISH BIKES, PARTS AND LITERATURE

gearheadauction.com

promises to be the best all mechanical auction site on the World Wide Web! We have internet experience going back to 1992 and have been involved in motorcycle auctions since 1989.

We know what we are doing!

Buy & sell items with speed, ease, value and selection!

ANYTHING AND EVERYTHING
MOTORCYCLE - PERSONAL
WATERCRAFT - SNOWMOBILE -ATV
APPAREL-MEMORABILIA-PARTS

gearheadauction.com

all things mechanical!

**American
British
Japanese
Euro-bean**

CALL FOR OUR FREE 200
PAGE CATALOG!

OVERSEAS CUSTOMERS PLEASE SEND \$10.00 FOR AIR POST

1-800-BRT-ONLY

OR

1-800-278-6659

Visit our ever expanding website!

www.britishonly.com

- AMAL
- HEPOLITE
- SMITHS
- LUCAS
- GIRLING
- MORGO
- DUNLOP
- AVON
- RENOLD
- ARMSTRONG
- ROWE
- BOOKSTORE

SPECIALIZING IN

TRIUMPH

Norton

BSA

PARTS
SHIPPED
WORLDWIDE!



BIKE SPARES





Replacement parts list

Model T65 Thunderbolt

COMMENCING

ENGINE NUMBER

FRAME NUMBER

} J.H. 15101

Issued by

B.S.A. Motor Cycles Limited

Spares Department,
Montgomery Street,
Birmingham B11 1DZ.
Telephone: 021-772 0559/0537
Telegrams "Selmoto" Birmingham

B.S.A. Motor Cycles Limited

Registered Office and Works:
Armoury Road, Birmingham B11 2PX.
Telephone: 021-772 2381. Telex: 33315
Telegrams and Cables:
"Selmoto" Birmingham

B.S.A. Motor Cycles Reserve the right to
alter the design or construction details of
their manufactures at any time without
giving notice

© Copyright B.S.A Motor Cycles Ltd
Publication No 00-5735

SEPT 1972




Please Note!

Replacement parts or accessories must be of B.S.A. origin or as approved by B.S.A. Motor Cycles Ltd.


In this respect your attention is drawn to the Terms and Conditions of B.S.A. Guarantee.







The B.S.A. Thunderbolt. Model T65



**CLASSIC
BIKE SPARES**



INDEX

	<i>Page</i>		<i>Page</i>
AIR CLEANER	24	HANDLEBAR	26
ALTERNATOR ROTOR	9	HANDLEBAR MOUNTINGS	21
ALTERNATOR STATOR	17	HEADLAMP	27
ASSEMBLIES	8	HEADLAMP MOUNTING	20
AUTO-ADVANCE UNIT	13	HORN	29
BATTERY CARRIER	27	KICKSTARTER	15
BRAKE PEDAL	18	MANIFOLD	11
BRAKE SWITCH	29	MUDGUARDS	25
BREATHER PIPES	17	 	
 		OIL PUMP	11
CAMSHAFT, INLET AND		OIL PIPES	17
EXHAUST	9	OIL PRESSURE RELEASE VALVE	11
CARBURETTER	12	 	
CENTRE STAND	17	PISTONS	9
CHAINS	16	PROP STAND	18
CHAINCASE	16	PUSH RODS	11
CLUTCH	16	 	
CLUTCH LEVER ASSEMBLY	15	REAR LAMP	28
COIL and TOOL TRAY	27	REAR WHEEL	22
CONDENSER	29	RECTIFIER	29
CONNECTING RODS	9	ROCKERS	12
CONTACT BREAKER	13	 	
CONTROL CABLES	26	SIDE PANELS	24
CONTROL LEVERS	26	SILENCERS	19
CRANKCASE	9	SPARK PLUG	28
CRANKSHAFT	9	SPEEDOMETER	27
CYLINDER BLOCK	11	SPEEDOMETER GEARBOX	23
CYLINDER HEAD	11	STEERING DAMPER	21
 		STEERING LOCK AND KEYS	6
ENGINE PLATES	19	SUSPENSION UNITS	18
ENGINE TORQUE STAY	19	SWINGING ARM	18
EXHAUST PIPES	19	 	
ELECTRICAL EQUIPMENT	27	TACHOMETER	27
 		TACHOMETER GEARBOX	27
FILTERS, OIL	10, 17	TAPPETS	11
FLASHER UNIT	29	TIMING COVER	13
FOOTRESTS	18	TIMING GEARS	9
FRAME	17	TOOL KIT	26
FRONT FORKS	20	TWIN SEAT	23
FRONT WHEEL	21	 	
FUEL TANK	23	VALVES	12
 		VALVE GUIDES	11
GEARBOX COVERS	13, 15	WIRING HARNESS	29
GEAR SELECTORS	13	ZENER DIODE	29
GEARS	14		





PROPRIETARY MANUFACTURERS

The B.S.A. Guarantee does not apply to proprietary components and any repairs or claims regarding these products should be referred direct to the manufacturers concerned.

Their names and addresses are:

CARBURETTER:

AMAL LTD., HOLDFORD ROAD, WITTON, BIRMINGHAM 6

CHAINS:

RENOLD LTD., WYTHENSHAW, MANCHESTER

ELECTRICAL EQUIPMENT:

J. LUCAS LTD., (SALES AND SERVICE), GREAT HAMPTON STREET, BIRMINGHAM 18

SUSPENSION UNITS:

GIRLING LTD., BIRMINGHAM ROAD, WEST BROMWICH, STAFFORDSHIRE

SPARKING PLUGS:

CHAMPION SPARKING PLUG CO. LTD., FELTHAM, MIDDLESEX

SPEEDOMETERS:

SMITH'S INDUSTRIES LTD., MOTOR ACCESSORIES DIVISION, 50 OXGATE LANE,
CRICKLEWOOD, LONDON N.W.2

TYRES:

DUNLOP CO. LTD., FORT DUNLOP, BIRMINGHAM 24





STEERING LOCK AND KEY

Lock No.	Key No.	Lock No.	Key No.	Lock No.	Key No.
EJR 1	19-5151	EJR 18	19-5168	EJR 35	19-5185
EJR 2	19-5152	EJR 19	19-5169	EJR 36	19-5186
EJR 3	19-5153	EJR 20	19-5170	EJR 37	19-5187
EJR 4	19-5154	EJR 21	19-5171	EJR 38	19-5188
EJR 5	19-5155	EJR 22	19-5172	EJR 39	19-5189
EJR 6	19-5156	EJR 23	19-5173	EJR 40	19-5190
EJR 7	19-5157	EJR 24	19-5174	EJR 41	19-5191
EJR 8	19-5158	EJR 25	19-5175	EJR 42	19-5192
EJR 9	19-5159	EJR 26	19-5176	EJR 43	19-5193
EJR 10	19-5160	EJR 27	19-5177	EJR 44	19-5194
EJR 11	19-5161	EJR 28	19-5178	EJR 45	19-5195
EJR 12	19-5162	EJR 29	19-5179	EJR 46	19-5196
EJR 13	19-5163	EJR 30	19-5180	EJR 47	19-5197
EJR 14	19-5164	EJR 31	19-5181	EJR 48	19-5198
EJR 15	19-5165	EJR 32	19-5182	EJR 49	19-5199
EJR 16	19-5166	EJR 33	19-5183	EJR 50	19-5200
EJR 17	19-5167	EJR 34	19-5184		

SCREW THREADS

Details of thread forms and sizes are quoted after the description of Nuts, Bolts, Screws and Studs.
 Example: 14-0102, Bolt ($\frac{1}{4}$ " UN.F. \times $\frac{5}{8}$ ") = $\frac{1}{4}$ " diameter Unified Fine Thread, $\frac{5}{8}$ " long under head.

ABBREVIATIONS:

B.A. = British Association	B.S.C. = British Standard Cycle
B.S.F. = British Standard Fine	UN.F. = Unified Fine
UN.C. = Unified Coarse	UN.S. = Unified Special
UN.E.F. = Unified Extra Fine	W.F. = Whitworth Form

IDENTIFICATION OF UNIFIED THREADS:

Bolts: A circular recess is impressed in the head.
 Nuts: A circular (or intermittently circular) groove is machined on one end face.





NOTES

PRICES

Price codes are not given in this list and reference should be made to the Master Price List.

PISTONS

(Supplied complete with rings, gudgeon pin and circlips)

Compression Ratio	Part Number	Type
9 : 1	70-9488	Standard
7.5 : 1	70-6895	For Low Grade Fuel

The above pistons are also available in the following oversizes:

+ .010 in.; + .020 in.; + .040 in. (0.25 mm; 0.5 mm, 1 mm)

VALVE GUIDES

Oversize guides are available as follows:

Inlet Guide:	71-2899 + .002 in.
	71-2899 + .015 in.
Exhaust Guide:	71-2900 ÷ .002 in.
	71-2900 ÷ .015 in.

WASHERS

In the later pages dimensions of washers are quoted in the following sequence:

Inside diameter, Outside diameter, Thickness

CARBURETTER SETTING

Type: Amal Concentric 930-60

Main Jet- 230; Needle Jet- 106; Needle Position- 2; Throttle Valve- 3½

SERVICE TOOLS

Service Tools for the Thunderbolt can be purchased from any B.S.A. dealer or from B.S.A. Spares Dept., Montgomery Street, Birmingham B11 1DZ.

DESCRIPTION

Throughout this list, assemblies are printed in capital letters and the components included in that assembly are given directly below in the description column, reverting to the original alignment when the assembly is completed.

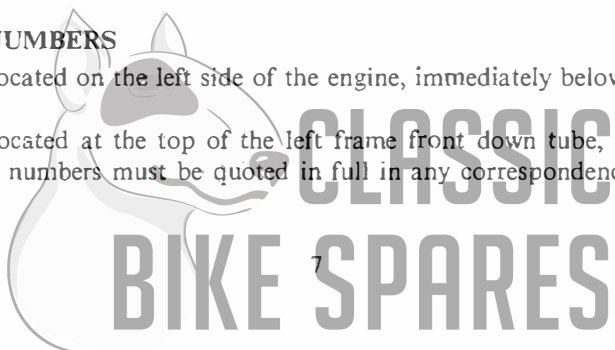
To order the assembled unit it is necessary to quote the assembly number only. Listed component parts may be obtained separately if desired.

ENGINE AND FRAME NUMBERS

The engine number is located on the left side of the engine, immediately below the cylinder block/crankcase flange.

The frame number is located at the top of the left frame front down tube, in front of the fuel tank.

Both engine and frame numbers must be quoted in full in any correspondence relating to the motor-cycle.





ASSEMBLIES

Part No.	Description
99-1165	DECARBONISING GASKET SET
99-1168	COMPLETE OVERHAUL GASKET SET
00-7009	LOCTITE PLASTIC GASKET (10 bottle trade pack)
71-3675	ENGINE UNIT--19T gearbox sprocket (less carburetter and exhaust system)
71-3297	CRANKSHAFT AND FLYWHEEL ASSEMBLY
57-1928	CLUTCH COMPLETE
70-9421	OIL PUMP COMPLETE
83-4797	FRAME COMPLETE
97-4422	FRONT FORK COMPLETE
37-4169	FRONT WHEEL COMPLETE (less brake and tyre)
37-1721	FRONT HUB WITH SPOKES AND RIM
37-3461	FRONT BRAKE ANCHOR PLATE WITH BRAKE DETAILS
37-3849	REAR WHEEL COMPLETE (less brake and tyre)
37-3985	REAR HUB AND SPINDLE ASSEMBLY
37-3878	REAR BRAKE ANCHOR PLATE WITH BRAKE DETAILS





CRANKSHAFT, CONNECTING RODS, PISTONS, TIMING GEARS

71-3297	CRANKSHAFT AND FLYWHEEL ASSEMBLY	1
71-3298	CRANKSHAFT, with oil tube (also available with journals .010" and .020" undersize)	1
70-3903	Oil tube	1
71-2800	Screwed plug	1
71-2425	Flywheel	1
71-2799	*Flywheel bolt	3
71-1003	Washer (.380" x .625" x .048")	3
21-2183	Stud, crankshaft	1
70-9525	CONNECTING ROD	2
70-1511	Bush, small end	2
70-6576	Bolt, big-end cap	4
60-3761	Nut, self locking, big-end bolt	4
70-3586	Big-end bearing (halves). Also available in .010" and .020" undersizes	4
70-9488	PISTON COMPLETE, with rings and gudgeon pin (9 : 1 Comp. ratio)	2
70-6895	PISTON COMPLETE, with rings and gudgeon pin (7.5 : 1 Comp. ratio)	2
	See also page 7.	
70-3049	Compression ring (taper)	4
71-3368	Oil control ring	2
70-6871	Gudgeon pin	2
70-6869	Circlip, for gudgeon pin	4
70-2879	Main bearing, drive side. Hoffmann RM11L	1
71-2662	Engine sprocket, 29T	1
70-4573	Distance piece, engine sprocket	1
70-8038	Shim, engine sprocket (.010" thick)	as required
71-2660	Shim, engine sprocket (.030" thick)	as required
19-8019	Rotor (Lucas No. 54213901)	1
71-0082	Key, for rotor	1
21-2182	Nut, for rotor	1
71-2802	Tab washer, for rotor nut	1
70-3835	Main bearing, timing side. Hoffmann No. 330	1
70-4564	Timing pinion, crankshaft	1
70-3300	Clamping washer, timing pinion	1
71-2877	Nut, timing pinion	1
70-1580	Key, timing pinion	1
70-6159	INTERMEDIATE TIMING GEAR WHEEL	1
70-0400	Bush, intermediate gear wheel	1
71-2719	Camshaft pinion	2
70-1558	Key, camshaft pinion	2
71-1063	Inlet camshaft	1
71-1007	Nut, inlet camshaft	1
70-6523	Nut, exhaust camshaft	1
70-9989	EXHAUST CAMSHAFT	1
70-9988	Plug, tachometer drive off camshaft	1

CRANKCASE

70-9328	CRANKCASE, DRIVE SIDE	1
70-1516	Camshaft bush	2
70-5976	Chain tensioner pivot pin (see also "Chaincase and chains")	1

*Retain with Loctite D524



**CLASSIC
BIKE SPARES**



Part No.	Description	Qty.
71-3513	CRANKCASE, TIMING SIDE	1
70-1479	Camshaft bush	2
70-4359	Scavenge pipe, crankcase filter	1
70-6386	Locating peg, oil pipes junction block	1
57-0989	Hollow dowel (at timing cover)	2
57-0912	Locating peg, layshaft bearing thrust washer	1
57-1606	Needle roller bearing, layshaft	1
70-0375	Intermediate timing gear spindle	1
21-2149	Stud, for gearbox covers ($\frac{5}{16}$ " UN.C./UN.F. \times 3")	2
70-8751	Hollow dowel (at cylinder base stud)	2
70-3716	Hollow dowel (at front of crankcase halves)	1
14-1445	Stud, crankcase rear ($\frac{3}{8}$ " UN.C./UN.F. \times 4 $\frac{1}{2}$ ")	1
14-0402	Nut, for rear crankcase stud ($\frac{5}{16}$ " UN.F. \times .190")	2
60-4246	Washer, plain (.406" \times .750" \times .063")	2
14-0303	Nut ($\frac{3}{8}$ " UN.F. \times .333")	1
70-1532	Hollow dowel, tappet oil feed (timing side crankcase)	1
70-9330	Oilway plug, scavenge drilling	1
82-1880	Copper washer, for oilway plug	1
21-1871	Plug (L.H. thread), driveside crankcase. (When tacho. not fitted)	1
70-8896	Fibre washer, for tachometer plug and timing plug	2
21-1863	Stud, oil pipe junction block ($\frac{5}{16}$ " UN.F./UN.C. \times 1 $\frac{1}{4}$ ")	1
21-1865	Stud, cylinder block to crankcase ($\frac{3}{8}$ " UN.F./UN.C. \times 1 $\frac{3}{4}$ ")	8
21-1872	Plug, timing hole, crankcase timing side	1
21-1870	Bolt, crankcase rear ($\frac{5}{16}$ " UN.C. \times 1 $\frac{7}{8}$ ")	1
14-6220	Bolt, crankcase top rear ($\frac{5}{16}$ " UN.C. \times 1 $\frac{3}{4}$ ")	1
14-6223	Bolt, crankcase top front ($\frac{5}{16}$ " UN.C. \times 2 $\frac{1}{2}$ ")	1
14-0230	Bolt, crankcase halves, long ($\frac{5}{16}$ " UN.F. \times 5")	1
21-1823	Bolt, crankcase halves, short ($\frac{5}{16}$ " UN.F. \times 3 $\frac{3}{4}$ ")	2
60-2330	Washer, plain (.333" \times .625" \times .040")	10
14-1302	Nut, self-locking ($\frac{5}{16}$ " UN.F.)	5
70-9336	Crankcase filter	1
70-5315	Joint washer, for crankcase filter	1
57-2167	Drain plug (with level tube), gearbox	1
21-0543	Level plug, gearbox ($\frac{1}{4}$ " UN.F.)	1
70-2441	Copper washer, for level plug	1
57-2259	Drain plug (primary chaincase)	1
70-6299	Fibre washer, for drain plug	1
57-1920	Blanking plug, timing side crankcase, rear	1
57-2166	Filler plug, primary chaincase (1" UN.S.)	1
70-8782	"O" ring, filler plug	1
14-6242	Bolt, crankcase halves, rear ($\frac{3}{8}$ " UN.C. \times 4")	1
21-0669	Stud, crankcase halves ($\frac{5}{16}$ " UN.F./UN.F. \times 4 $\frac{3}{4}$ ")	1
70-7573	Rubber button, driveside crankcase	1
71-1072	Breather cover plate assembly	1
71-1075	Screw, breather outlet stub	1
70-9335	Outlet stub, engine breather	1
71-1460	Joint washer, breather outlet stub	1
71-1077	Screw, breather cover plate and outlet stub	2
71-1078	Tube, primary chain oiler	1
70-4705	Clip, primary chain oiler tube	1
14-0101	Bolt, for clip ($\frac{1}{4}$ " UN.F. \times $\frac{1}{2}$ ")	1
60-4250	Spring washer for clip bolt	1
70-1435	Grommet, alternator leads, external	1



OIL PUMP, RELEASE VALVE, MANIFOLD AND TAPPETS

70-9421	OIL PUMP	1
70-9269	Feed plunger	1
70-6681	Scavenge plunger	1
70-0945	Slider block	1
60-2363	Ball ($\frac{7}{32}$ " dia.)	2
70-0403	Spring	2
70-2360	Screwed plug	2
71-1461	Joint washer (pump to crankcase)	1
21-1864	Oil pump stud ($\frac{1}{4}$ " UN.F./UN.C. \times $1\frac{5}{16}$ ")	2
21-1906	Nut, pump securing ($\frac{1}{4}$ " UN.F.)	2
70-3887	Serrated washer, for pump securing nut	2
71-3447	Oil release valve	1
70-1670	Washer, release valve to crankcase	1
70-9973	Inlet manifold	1
70-5660	Joint washer, inlet manifold to cylinder head	2
21-1876	Stud, inlet manifold to cylinder head ($\frac{1}{4}$ " UN.F./UN.C. \times $1\frac{15}{32}$ ")	4
21-1877	Nut, inlet manifold stud ($\frac{1}{4}$ " UN.F.)	4
60-4248	Washer, inlet manifold nut (.266" \times .469" \times .064")	4
21-1996	Stud, carburetter to manifold	2
70-9555	Cup, for insulating ring	2
70-9554	Insulating ring, carburetter stud	2
14-1301	Nut, carburetter stud ($\frac{1}{4}$ " UN.F. self-locking)	2
70-9352	Inlet tappet guide	1
70-9353	Exhaust tappet guide	1
70-7563	"O" ring, tappet guide	2
97-0200	Bolt, locking, for tappet guide	2
70-2441	Washer, for lock bolt	2
70-3059R	Inlet tappet	2
70-8801	Exhaust tappet	2

CYLINDER BLOCK AND HEAD

70-6304	Cylinder block	1
70-6309	Cylinder block base washer	1
21-0692	Cylinder block base nut (12 point)	8
70-2620	Push rod	4
71-2575	Push rod cover tube	2
70-7310	"O" ring, push rod cover tube, bottom	2
70-4752	Sealing ring, push rod cover tube, bottom	2
71-1707	Sleeve, for sealing ring	2
71-1283	"O" ring, push rod cover tube, top	2
70-4547	Cylinder head gasket	1
71-2806	CYLINDER HEAD WITH GUIDES, DOWELS, ETC.	1
71-3292	Inlet valve guide	2
71-3293	Exhaust valve guide	2
14-1401	Stud, rocker box to cylinder head ($\frac{1}{4}$ " UN.C./UN.F. \times 1")	6
70-3302	Washer, plain for rocker box stud	6
14-0301	Nut, for rocker box stud ($\frac{1}{4}$ " UN.F.)	6
21-1875	Bolt, rocker box to cylinder head ($\frac{1}{2}$ " UN.C. \times $2\frac{5}{32}$ ")	4
60-4248	Washer, for rocker box bolt (.266" \times .469" \times .064")	4
71-2888	Bolt, cylinder head (tapped)	4
71-2889	Bolt, rocker bolt to cylinder head (shouldered)	4



Part No.	Description	Qty.
70-0327	Cylinder head bolt, short ($\frac{3}{8}$ " C.E.I. \times $3\frac{1}{8}$ "	4
82-2184	Washer for short cylinder head bolt ($\frac{7}{16}$ " \times $\frac{3}{4}$ " \times .092")	4
71-2598	Washer, for tapped cylinder head bolt (.39" \times .62" \times .092)	4
70-4771	Bolt, cylinder head centre ($\frac{5}{16}$ " C.E.I. \times 3")	1
60-4247	Washer, for cyl. head centre bolt (.344" \times .625" \times "063")	1
21-2197	Stud, rocker box, for torque stay ($\frac{3}{8}$ " UN.F./UN.C. \times 1.31")	2
37-2338	Distance piece, for torque stay stud	2
14-1303	Nut, self-locking, for torque stay stud ($\frac{3}{8}$ " UN.F.)	2
60-2331	Washer, torque stay nut (.395" \times .750" \times .048")	2
70-4603	Inlet valve	2
70-2904	Exhaust valve	2
71-3748	Cotter, split, inlet and exhaust valves	8
70-4221	Valve spring, inner	4
70-7400	Valve spring, outer	4
70-1543	Collar, top, valve spring	4
71-3296	Cup, bottom, valve spring	4
71-2569	Rocker box, inlet	1
71-2570	Rocker box, exhaust	1
71-2361	Dowel, rocker box to cylinder head	4
71-2599	Gasket, rocker box to cylinder head	2
71-2572	Tappet inspection cover	2
71-2574	Gasket, tappet inspection cover	2
14-6606	Screw, cheese head, tappet inspection cover ($\frac{1}{4}$ " UN.C. \times $\frac{3}{4}$ "	8
60-3963	Washer for screw (.255" \times .437" \times .048")	8
70-1457	ROCKER (right exhaust, left inlet)	2
70-1458	ROCKER (left exhaust, right inlet)	2
71-0070	Ball pin	4
70-1513	Adjusting screw, rocker lever	4
70-0470	Lock nut, adjusting screw	4
71-3549	Rocker spindle, inlet and exhaust	2
60-3548	Sealing ring, rocker spindle	2
70-1575	Thrust washer, rocker spindle ($\frac{1}{2}$ " dia. hole)	6
70-1330	Thrust washer, rocker spindle ($\frac{3}{8}$ " dia. hole)	2
70-1574	Washer, spring, rocker spindle	4

AMAL CARBURETTER

B.S.A.	AMAL	Description	Qty.
60-2183	930/60	CARBURETTER (less flange sealing ring)	1
99-0521	622/086	Screw and washer (retaining top cap)	2
	928/098	Cap, mixing chamber, top	1
99-0528	928/062	Air slide	1
	622/129	Spring, for air slide	1
	928/103	Sleeve, air slide guide	1
19-3127	928/060	Throttle slide (No. $3\frac{1}{2}$ cutaway)	1
99-1033	622/131	Spring, throttle slide return	1
	622/077	Screw, throttle stop	1
99-0520	622/082	"O" ring for throttle stop screw	1
	622/124	Needle, throttle (position 2)	1
99-0510	622/067	Clip, throttle needle	1
19-3136	622/122	Needle jet (.106)	1

Note:—Where a B.S.A. part number is not quoted it is replaced by an Amal part number. In this case, application must be made direct to Messrs. Amal Ltd. (see page 5 for address).



Part No.	Description	Qty.
R930/005	Body, complete	1
19-2883	376/100 Main jet (230)	1
	622/128 Main jet holder	1
	622/076 Pilot air screw	1
99-0520	622/082 "O" ring, for pilot air screw	1
	622/055 Float chamber	1
99-0512	622/069 Float	1
99-0513	622/071 Float spindle	1
99-0511	622/068 Float needle	1
99-0514	622/073 Gasket, float chamber	1
99-1152	622/147 Drain plug, float chamber	1
	622/151 Washer, for drain plug	1
99-0521	622/086 Screw and washer (float chamber to body)	2
19-3048	376/093 Filter (fuel inlet to float chamber)	1
99-0517	622/078 Bolt, fuel pipe banjo	1
99-1100	13/163 Washer, fibre, for banjo bolt	1
70-9711	"O" ring, carburetter flange seal	1

TIMING COVER AND CONTACT BREAKER

71-3428	Timing cover	1
70-4568	Oil seal	1
70-6387	Oil seal (.020" undersize). For reground crankshaft	2
70-4569	Circlip, oil seal	1
57-0989	Hollow dowel	2
14-6609	Screw, long, timing cover ($\frac{1}{4}$ " UN.C. \times $1\frac{1}{4}$ ")	2
14-6608	Screw, short, timing cover ($\frac{1}{4}$ " UN.C. \times 1")	6
70-8737	Cover, contact breaker	1
71-1462	Gasket, contact breaker cover	1
70-7354	Screw, contact breaker cover	2
97-0430	Washer, serrated, for cover screw	2
60-2138	Label, timing, contact breaker cover	1
60-2133	Oil pressure switch	1
60-2045	Oil pressure switch cover	1
—	AUTO ADVANCE UNIT (Lucas 54425657)	1
—	Spring set (Lucas 54412229)	1
14-0208	Bolt, retaining auto advance unit	1
70-8163	Washer for retaining bolt	1
—	CONTACT BREAKER PLATE ASSEMBLY (Lucas 54425160)	1
—	Contact set (Lucas 60600271)	1
99-0769	Pin, adjustment (Lucas 54419220)	1
70-4707	Grommet, contact breaker leads	1
70-7680	Pillar bolt, retaining contact breaker plate	2
70-6559	Washer for pillar bolt	2

GEARBOX INNER COVER AND SELECTORS

57-4119	GEARBOX INNER COVER	1
57-1614	Layshaft bearing	1
57-0412	Gearchange spindle bush	1

Note:—Where a B.S.A. part number is not quoted, it is replaced by a manufacturer's part number. In this case application must be made direct to the manufacturer concerned (see page 5 for address).



Part No.	Description	Qty.
57-0045	Kickstart quadrant buffer	1
57-1607	Thrust washer, layshaft bearing	1
57-0912	Peg, thrust washer locating	1
60-3552	Bearing, gearbox mainshaft. Hoffman L58	1
57-4113	Circlip, bearing retaining	1
57-0989	Hollow dowel, inner cover to outer cover	1
57-0397	Quadrant, gear control	1
57-1896	Spindle, gear control quadrant	1
60-2708	Cotter pin ($\frac{5}{64}$ " dia. \times $1\frac{3}{8}$ ")	2
21-1907	Bolt, inner cover to crankcase	1
70-3446	Washer, for inner cover bolt	1
14-6608	Screw, inner cover to crankcase ($\frac{1}{4}$ " UN.C. \times 1")	1
14-7023	Screw, socket, inner cover to crankcase ($\frac{5}{16}$ " UN.C. \times $1\frac{3}{4}$ ")	1
57-4308	Mainshaft selector fork	1
57-4307	Layshaft selector fork	1
57-3989	Selector fork spindle	1
57-4055	Camplate	1
57-4226	Plunger, camplate indexing	1
57-4227	Housing, index plunger	1
57-3978	Washer, index plunger housing	1
57-4059	Spring, index plunger	1

GEARBOX SHAFTS AND GEARS

57-4158	MAINSHAFT COMPLETE WITH LOW GEAR (16T)	1
57-3988	Clutch push-rod bush	1
57-1736	Clutch push rod	1
57-4332	MAINSHAFT HIGH GEAR (25T)	1
57-4006	High gear bush	1
57-3889	Mainshaft third gear (23T)	1
57-4335	Mainshaft second gear (20T)	1
57-3862	LAYSHAFT LOW GEAR (30T)	1
57-0928	Low gear bush	1
57-3861	Layshaft second gear (26T)	1
57-3890	Layshaft third gear (22T)	1
57-4345	Layshaft, complete with high gear (19T)	1
57-1952	Gearbox sprocket (15T)	1
57-1953	Gearbox sprocket (16T)	1
57-1916	Gearbox sprocket (17T)	1
57-1917	Gearbox sprocket (18T)	1
57-1918	Gearbox sprocket (19T) Standard	1
57-1919	Gearbox sprocket (20T)	1
57-0440	Gearbox sprocket securing nut	1
57-2116	Tab washer, for sprocket nut	1
60-3556	High gear bearing, mainshaft	1
70-0489	High gear bearing, circlip	1
57-0946	Oil seal, high gear bearing	1
57-0730	Kickstarter pinion	1
57-1963	Kickstarter pinion sleeve	1
57-1250	Kickstarter pinion spring	1
57-1962	Kickstarter pinion thrust washer	1
57-0731	Kickstarter ratchet	1
21-0594	Nut, ratchet securing	1
57-2240	Lockwasher, for nut	1



GEARBOX OUTER COVER

57-3760	GEARBOX OUTER COVER	1
57-0023	Kickstarter spindle bush (outer)	1
57-0057	Gearchange spindle bush (outer)	1
57-0047	Kickstarter spring anchor pin ..	1
21-0547	Guide plate stud	4
57-1956	Oil seal (kickstarter spindle)	1
57-1955	Oil seal housing ..	1
57-4587	CLUTCH LEVER ASSEMBLY ..	1
57-4588	Clutch lever ..	1
57-1710	Shaft, clutch lever ..	1
60-2368	Ball, $\frac{3}{8}$ " diameter ..	3
57-4589	Thrust plate ..	1
57-1712	Spring, for clutch lever shaft ..	1
57-3673	Washer, clutch lever spring ..	1
60-2701	Cotter pin, for clutch lever shaft ($\frac{5}{64}$ " dia. \times $\frac{1}{2}$ ") ..	1
21-1879	Screw, countersunk, for assembly of lever to cover ..	2
57-0409	Gearchange quadrant ..	1
57-4446	Gearchange quadrant spindle ..	1
71-0037	Key, for spindle and quadrant ..	1
60-3530	"O" ring, quadrant spindle ..	1
57-0404	Spring, return, for quadrant ..	2
57-0406	Plunger, quadrant ..	2
57-0405	Spring, for plunger ..	2
57-0407	Guide plate, gearchange ..	1
14-0301	Nut, guide plate securing ..	4
70-1612	Washer, serrated, for nut ($\frac{1}{4}$ " UN.F. \times .22") ..	4
57-3757	Gearchange pedal ..	1
14-0201	Bolt, pedal securing ($\frac{1}{4}$ " UN.F. \times 1") ..	1
57-2450	Rubber, gearchange pedal ..	1
57-2297	KICKSTARTER SHAFT ASSEMBLY ..	1
57-0024	Shaft, kickstarter ..	1
57-4117	Quadrant, kickstarter ..	1
57-0031	Return spring, kickstarter quadrant ..	1
57-3632	FOLDING KICKSTARTER ..	1
57-2173	Crank, kickstarter ..	1
57-1272	Pedal, kickstarter ..	1
57-1167	Spring, pedal locating ..	1
60-2364	Ball, $\frac{1}{4}$ " diameter ..	1
21-0541	Pivot bolt, pedal ($\frac{5}{16}$ " UN.F. \times $1\frac{5}{32}$ ") ..	1
57-2330	Rubber, folding pedal ..	1
57-4357	Cotter, crank to shaft ..	1
14-1301	Nut, for cotter ..	1
60-2320	Washer, for nut ..	1
57-3762	Adaptor, clutch cable, at outer cover ..	1
57-1646	Rubber cover, for adaptor ..	1
57-2166	Oil filler cap ..	1
70-8782	"O" ring, for filler cap ..	1
21-2162	Screw, outer cover to inner cover ($\frac{1}{4}$ " UN.C. \times $2\frac{7}{8}$ ") ..	2
14-6609	Screw, long, outer cover to inner cover ($\frac{1}{4}$ " UN.C. \times $1\frac{1}{4}$ ") ..	2
14-6608	Screw, short, outer cover to inner cover ($\frac{1}{4}$ " UN.C. \times 1") ..	1



Part No.	Description	Qty.
14-0302	Nut, cover stud, bottom ($\frac{5}{16}$ " UN.F. \times .27")	1
21-0544	Nut, domed, cover stud top ($\frac{5}{16}$ " UN.F.)	1
60-4247	Washer, for cover nuts (.344" \times .625" \times .063")	2

CLUTCH

57-1928	CLUTCH COMPLETE	1
57-1570	Clutch housing/chainwheel	1
57-3929	Clutch hub	1
60-4253	Key, hub to mainshaft	1
57-3931	Thrust washer, hub	1
57-0934	Roller bearing	20
57-4435	CLUTCH SHOCK ABSORBER UNIT	1
57-4438	Clutch centre	1
57-4436	Inner retaining plate	1
21-2157	Bolt, inner plate to centre	3
57-4636	Spider	1
57-1722	Rubber, driving	3
57-1723	Rubber, rebound	3
57-4437	Outer retaining plate	1
60-4754	Bolt, clutch centre	3
21-0586	Nut, clutch to mainshaft	1
57-2279	Washer, for mainshaft nut	1
57-1362	Driving plate (with bonded segments)	6
57-1363	Driven plate (plain)	6
57-4590	Pressure plate	1
57-2159	Adjuster pin, pressure plate	1
14-0403	Nut for adjuster pin ($\frac{3}{8}$ " UN.F.)	1
57-1931	Cup, clutch spring	3
57-1830	Spring, clutch plate pressure	3
57-2526	Nut, sleeve, clutch centre pin	3

CHAINCASE AND CHAINS

71-4619	PRIMARY CHAINCASE OUTER COVER ASSEMBLY	1
57-9245	Primary chaincase cover	1
71-1463	Gasket, chaincase cover	1
71-1323	Rotor cover, on chaincase cover	1
71-1457	Gasket, rotor cover	1
82-4129	Screw, rotor cover	3
57-2443	Pointer, ignition timing	1
21-0544	Nut, domed, outer cover to crankcase	2
82-1880	Washer for domed nut	2
57-2166	Oil filler plug (1" dia. UN.S.) (and clutch adjustment cover)	1
70-8782	"O" ring, for filler plug	1
14-6101	Oil level plug	1
70-2441	Washer for level plug	1
14-6608	Screw, long, chaincase cover to crankcase ($\frac{1}{4}$ " UN.C. \times 1")	6
14-6620	Screw, short, chaincase cover to crankcase ($\frac{1}{16}$ " UN.C. \times $\frac{7}{8}$ ")	2
60-0477	Primary chain, $\frac{3}{8}$ " pitch Duplex \times 84 links	1
70-6061	Chain tensioner blade	1
70-4152	Tie rod, tensioner blade	1
70-5977	Trunnion, tensioner blade	1



Part No.	Description	Qty.
70-9703	Adjuster sleeve nut, tensioner blade	1
70-5976	Abutment, chain tension (in crankcase)	1
99-1006	Stator, Lucas No. 47205	1
21-1866	Stud, stator, long	2
21-1867	Stud, stator, short	1
14-0702	Nut, self-locking, stator ($\frac{5}{16}$ " UN.F.)	3
60-4247	Washer, for nut ($\cdot344" \times \cdot625" \times \cdot063"$)	3
70-7037	Cover plate, chaincase aperture (behind clutch)	1
71-1419	Gasket, cover plate	1
70-7565	Oil seal, cover plate	1
70-3821	Screw, countersunk, for cover plate	6
70-9630	Sleeve nut	1
70-4144	Rubber grommet (oil sealing)	1
60-1915	Rear chain, $\frac{5}{8}$ " pitch $\times \frac{3}{8}$ " \times 106 links	1

FRAME

83-4797	Frame	1
71-3463	Oil filler cap, with dipstick	1
60-3616	"O" ring, oil filler cap	1
83-4783	Oil reservoir filter	1
71-3316	Sump plate, reservoir	1
82-5343	Drain plug for sump plate	1
70-1335	Washer for drain plug ($\cdot385" \times \frac{21}{32}" \times \cdot036"$, copper)	1
21-2025	Stud, sump plate to frame ($\frac{5}{16}$ " UN.F. UN.C. \times 1")	4
14-1302	Nut, self locking, sump stud ($\frac{5}{16}$ " UN.F.)	4
60-2330	Washer for nut ($\cdot333" \times \cdot625" \times \cdot040"$)	4
83-2829	Gasket for sump plate	1
71-3478	Junction block, oil pipes—at crankcase	1
71-1458	Gasket, junction block	1
21-1908	Nut, junction block to crankcase ($\frac{5}{16}$ " UN.F.)	1
70-3446	Washer, for nut ($\frac{31}{32}" \times \frac{17}{32}" \times \cdot048"$)	1
71-3550	Rocker oil distribution pipe assembly—at cylinder head	1
70-1335	Washer, distribution pipe banjo to rocker spindle ($\cdot385" \times \frac{15}{32}" \times \cdot036"$, copper)	4
21-0550	Nut, domed, rocker spindle ($\frac{3}{8}$ " UN.F.)	2
71-3551	Oil feed pipe, rocker—rubber (reinforced)	1
70-6848	Clip, rocker oil feed pipe	2
71-2345	Oil return pipe (crankcase to reservoir, below filler)	1
71-3450	Oil feed pipe (reservoir base to crankcase)	1
82-9073	Clip, oil feed pipe	2
70-6848	Clip, oil return pipe	2
71-2349	Vent pipe (oil reservoir top to "T" piece)	1
71-1149	Crankcase breather pipe (front)	1
60-2253	Clip, crankcase breather pipe (front)	2
83-4813	Crankcase breather pipe (rear)	1
60-2252	Clip, crankcase breather pipe (rear)	1
83-1610	"T" piece, breather pipes	1
83-1615	Clip, breather pipe to mudguard	5
97-3894	Screw, breather clip	5
82-4717	Nut, for screw	5
83-4615	Centre stand	1
83-3793	Spring, centre stand return	1
21-2077	Pivot bolt, centre stand ($\frac{7}{16}$ " UN.F. \times $1\frac{5}{16}"$, shouldered)	2



Part No.	Description	Qty.
14-1304	Nut, for pivot bolt ($\frac{7}{16}$ " UN.F.)	2
57-2331	Rubber sleeve, centre stand ..	1
83-1560	Prop stand	1
82-7021	Pivot bolt, prop stand	1
14-1303	Nut, for pivot bolt ($\frac{3}{8}$ " UN.F. \times .32", self locking)	1
82-8382	Spring, prop stand return	1
14-0114	Bolt, prop stand stop ($\frac{5}{16}$ " UN.F. \times $\frac{3}{4}$ ")	1
14-0402	Nut, for stop bolt ($\frac{1}{8}$ " UN.F. \times .19")	1
60-3361	Transfer, "Made in England"	1

SWINGING ARM AND SUSPENSION UNITS

83-2513	SWINGING ARM	1
60-1841	Grease nipple	2
71-2501	Washer for grease nipple	2
83-2521	Bush, swinging arm pivot	4
83-2691	Sleeve, swinging arm pivot	2
83-2690	Distance piece, right side	1
83-2689	Distance piece, left side	1
83-2692	Dirt excluder	4
21-2087	Pivot bolt, swinging arm	1
14-1307	Nut, for pivot bolt ($\frac{3}{8}$ " UN.F. \times .515", self-locking)	1
83-2266	Washer, for nut ($\frac{3}{16}$ " \times 1" \times .092")	2
83-2656	Torque arm, rear brake	1
14-0133	Bolt, torque arm to swinging arm ($\frac{7}{16}$ " UN.F. \times 1")	1
14-1304	Nut, torque arm to swinging arm bolt ($\frac{7}{16}$ " UN.F. \times .375", self-locking)	1
37-2330	Washer, for nut (.445" \times $\frac{3}{4}$ " \times .064")	1
60-3957	SUSPENSION UNIT (Girling No. 64052564)	2
99-0122	Bonded bush (Girling No. 64533645)	4
19-7458	Spring, 100 lbs (Girling No. 64543708)	2
14-0234	Bolt, suspension unit lower fixing ($\frac{3}{8}$ " UN.F. \times 1 $\frac{3}{4}$ ")	2
14-1303	Nut, for lower fixing bolt ($\frac{3}{8}$ " UN.F. \times .32", self-locking)	2
60-2331	Washer, for nut (.390" \times .750" \times .048")	2
14-0235	Bolt, suspension unit top fixing ($\frac{3}{8}$ " UN.F. \times 2")	2
14-1303	Nut, for upper fixing bolt ($\frac{3}{8}$ " UN.F. \times .32", self-locking)	2
60-2331	Washer, for nut (.390" \times .750" \times .048")	2
83-2641	Chainguard	1
14-0206	Bolt, chainguard fixing—front ($\frac{1}{4}$ " UN.F. \times 1 $\frac{1}{4}$ ")	1
60-2347	Washer, for bolt (.270" \times .625" \times .040")	1

FOOTRESTS, BRAKE PEDAL AND ENGINE MOUNTINGS

83-2854	Footrest, short	1
83-2855	Footrest, long	1
14-0259	Bolt, footrest to frame ($\frac{1}{2}$ " UN.F. \times 1 $\frac{3}{4}$ ")	2
14-1305	Nut, footrest to frame bolt ($\frac{1}{2}$ " UN.F. \times .435", self-locking)	2
60-2333	Washer, for nut (.52" \times 1" \times .056")	2
83-3602	Collar, footrest bolt	2
83-2651	Footrest rubber	2
83-2841	PILLION FOOTREST ASSEMBLY	2
82-9053	Pillion footrest	2
82-9089	Washer, pillion footrest	2
82-9054	Rubber, pillion footrest	2



Part No.	Description	Qty.
14-0217	Bolt, footrest swivel ($\frac{5}{16}$ " UN.F. \times $1\frac{1}{4}$ "	2
14-1302	Nut, footrest swivel bolt ($\frac{5}{16}$ " \times .29", self-locking)	2
83-3207	Hanger bolt	2
14-1303	Nut, hanger bolt to frame ($\frac{3}{8}$ " \times .32", self-locking)	2
82-2184	Washer, for nut ($\frac{25}{64}$ " \times $\frac{3}{4}$ " \times .092")	2
83-2666	Rear brake pedal	1
21-2045	Pivot pin, brake pedal	1
14-1303	Nut, pivot pin ($\frac{3}{8}$ " \times .32", self-locking)	1
70-8084	Washer, for nut (.380" \times .750" \times .064")	1
14-0103	Screw, stop light adjustment ($\frac{1}{4}$ " UN.F. \times $\frac{3}{4}$ "	1
14-0301	Nut, stop light adjustment screw ($\frac{1}{4}$ " \times .24", self-locking)	1
83-2860	Rear brake operating rod	1
83-4277	Distance piece, for split pin	1
60-2683	Split pin ($\frac{1}{16}$ " \times $\frac{3}{8}$ "	1
37-1467	Pivot pin, rear brake lever	1
82-3787	Adjuster, wing nut, for brake rod	1
83-3024	Rear engine plate, right side	1
83-3023	Rear engine plate, left side	1
14-0115	Bolt, rear engine plate to frame ($\frac{5}{16}$ " UN.F. \times $\frac{7}{8}$ "	5
14-0116	Bolt, rear engine plate to frame ($\frac{5}{16}$ " UN.F. \times 1")	1
14-1302	Nut, for engine plate bolts ($\frac{5}{16}$ " UN.F. \times .29", self-locking)	6
60-2330	Washer, for engine plate bolts (.333" \times .625" \times .040")	12
14-0220	Bolt, rear engine plate to engine, left side ($\frac{5}{16}$ " UN.F. \times $1\frac{3}{4}$ "	2
14-0221	Bolt, rear engine plate to engine, right side ($\frac{5}{16}$ " UN.F. \times 2")	2
14-1302	Nut, rear engine plate to engine bolt ($\frac{5}{16}$ " UN.F. \times .29", self-locking)	4
60-2321	Washer, rear engine plate to engine bolt (.333" \times .625" \times .072")	8
83-2846	Distance piece, engine to frame, bottom—left side	1
83-2847	Distance piece, engine to frame, bottom—right side	1
21-2112	Bolt, engine to frame, bottom	1
14-1304	Nut, engine to frame bolt, botto ($\frac{7}{16}$ " UN.F. \times .27", self-locking)	1
60-2332	Washer, for bolt (.458" \times .875" \times .048")	2
83-2848	Distance piece, engine to frame, front—left side	1
83-2849	Distance piece, engine to frame, front—right side	1
14-0254	Bolt, engine to frame, front ($\frac{7}{16}$ " UN.F. \times $3\frac{1}{2}$ "	1
14-1304	Nut, front engine to frame bolt ($\frac{7}{16}$ " UN.F. \times .375", self-locking)	1
60-2332	Washer, for nut (.458" \times .875" \times .048")	1
83-3537	Torque stay, cylinder head to frame	1
14-0126	Bolt, torque stay to frame ($\frac{3}{8}$ " UN.F. \times $\frac{3}{4}$ "	1
83-4086	Nut, torque stay bolt	1
60-2331	Washer, plain, for nut (.395" \times .750" \times .048")	1
60-2419	Washer, spring, for nut (.406" \times .590" \times .092")	1

EXHAUST PIPES AND SILENCERS

71-3506	Exhaust pipe, left side	1
71-3509	Exhaust pipe, right side	1
71-2465	Finned clip, exhaust pipe to cylinder head	2
21-2186	Screw, finned clip (No. 10—32 UN.F. \times .88")	2
21-0778	Nut, for screw (No. 10—UN.F., self-locking)	2
70-6857	Exhaust pipe tie	2
14-2205	Screw, tie to exhaust pipe ($\frac{1}{4}$ " UN.F. \times $\frac{3}{8}$ "	2
14-1301	Nut, for screw ($\frac{1}{4}$ " UN.F.)	2
70-9888	Coupling pipe (between exhaust pipes)	1
70-7512	Clip, coupling pipe to exhaust pipe	2



Part No.	Description	Qty.
14-0217	Bolt, coupling pipe clip ($\frac{5}{16}$ " UN.F. \times $1\frac{1}{4}$ "	2
14-1202	Nut, coupling pipe clip bolt ($\frac{5}{16}$ " UN.F. \times .33", self-locking)	2
70-3768	Washer, "D" type, for clip bolt	4
70-2271	Clip, silencer to exhaust pipe	2
14-0219	Bolt, silencer clip ($\frac{5}{16}$ " UN.F. \times $1\frac{1}{2}$ "	2
14-1302	Nut, for silencer clip bolt ($\frac{5}{16}$ " UN.F. \times .29", self-locking)	2
60-4247	Washer, for clip bolt nut (.344" \times .625" \times .063")	2
70-3768	Washer, "D" type, for clip bolt	4
71-1710	Silencer	2
71-3487	Silencer carrier bracket	2
14-0101	Bolt, silencer to bracket	4
14-1301	Nut, for silencer bracket bolt	4

FRONT FORK AND HEADLAMP MOUNTING

97-4422	FORK ASSEMBLY	1
97-4414	Top yoke	1
14-0234	Bolt, pinch, top yoke (to clip steering stem) ($\frac{3}{8}$ " UN.F. \times $1\frac{1}{4}$ "	1
14-1303	Nut, for pinch bolt ($\frac{3}{8}$ " UN.F. \times .32", self-locking)	1
60-2331	Washer, for pinch bolt nut (.395" \times .750" \times .048")	1
82-6738	Lock and key	1
	Key (state serial number). See page 6..	1
21-0578	Grub screw, steering lock	1
97-2266	Sealing washer, for grub screw	1
97-3682	Brake cable retainer bracket	1
97-2270	Retainer, brake cable	1
82-8245	Washer, star-lock	1
97-4029	Steering stem nut (models without steering damper)	1
97-4092	Steering stem nut (models with steering damper)	1
97-4031	Bearing, taper roller, steering head	2
97-4028	Dust cover (above top bearing)	1
83-2007	Abutment ring for bearing (inside steering head)	2
97-4082	Bottom yoke and stem	1
14-0237	Bolt, pinch, bottom yoke (to clip stanchion) ($\frac{3}{8}$ " UN.F. \times $2\frac{1}{2}$ "	2
14-1303	Nut, for pinch bolt ($\frac{3}{8}$ " UN.F. \times .32", self-locking)	2
70-8084	Washer, for nut (.380" \times .750" \times .064")	2
97-4007	Stanchion	2
97-4076	End plug (lower end of stanchion)	2
97-4258	Top nut, stanchion	2
97-4166	Washer, for top nut	2
97-4011	Spring, fork leg suspension	2
97-1510	Gaiter, flexible, rubber	2
97-4406	Outer cover, left side stanchion	1
97-4417	Headlamp bracket, left side	1
97-4407	Outer cover, right side stanchion	1
97-4203	Headlamp bracket, right side	1
97-2208	Rubber mounting, headlamp bracket	2
97-2209	Rubber buffer, headlamp bracket	4
97-2210	Backing washer, headlamp bracket	4
21-2095	Bolt, headlamp bracket to outer cover	4
82-6981	Ignition lock, with two keys	1
	Key (state serial number)	1
97-2262	Cover, ignition switch	1



Part No.	Description	Qty.
82-7994	Grommet plug, ignition switch	1
97-0961	Grommet, clutch cable (left headlamp bracket)	1
97-4424	OUTER MEMBER, right side	1
97-4033	OUTER MEMBER, left side	1
97-4433	Cap, wheel spindle, left side	1
97-4434	Cap, wheel spindle, right side	1
21-2102	Stud, for wheel spindle cap ($\frac{5}{16}$ " UN.F./UN.C. \times $1\frac{7}{8}$ ")	8
14-0302	Nut, for cap stud ($\frac{5}{16}$ " UN.F. \times .27")	8
60-2428	Washer, spring, for nuts (.344" \times .600" \times .064")	8
97-4001	Oil seal, fork leg	2
97-4420	Torque lug, right side outer member (for brake plate location)	1
14-1303	Nut, torque lug ($\frac{3}{8}$ " UN.F. \times .32", self-locking)	1
60-2340	Washer, torque lug nut (.395" \times .875" \times .072")	1
97-3894	Drain plug	2
97-3893	Washer, for drain plug	2
97-3996	Damper tube	2
97-4020	Valve, damper	2
97-4003	"O" ring, damper valve	2
97-4010	Washer, damper valve	2
97-4012	Nut, damper valve	2
97-4009	Spring, recoil	2
14-1019	Screw, socket head (securing damper tube in outer member)	2
97-4004	Washer, sealing, for socket screw	2
60-2599	Licence holder	1

HANDLEBAR MOUNTINGS AND STEERING DAMPER

97-2291	Handlebar clamp	2
21-0589	Bolt, handlebar clamp ($\frac{5}{16}$ " UN.F. \times $1\frac{1}{8}$ ")	2
82-1335	Washer, for bolt	2
97-1527	Bush, flexible, handlebar clamp	2
97-1425	Sleeve, handlebar clamp	4
97-1529	Washer, hemispherical	4
97-1581	Distance piece	2
97-2271	Cup, handlebar clamp	2
97-1580	Washer, rubber, handlebar clamp	2
14-1303	Nut, handlebar clamp ($\frac{3}{8}$ " UN.F. \times .32", self-locking)	2
97-3875	Steering damper rod, with knob	1
60-2438	Washer, spring	1
60-2329	Washer, plain	1
97-0095	Plate, star spring	1
97-0435	Friction disc	1
97-1797	Anchor plate	1
97-4102	Nut, bottom, damper rod	1
60-2720	Split pin, for nut ($\frac{3}{32}$ " dia. \times $\frac{1}{2}$ ")	1

FRONT WHEEL

37-4168	FRONT WHEEL ASSEMBLY	1
37-4169	FRONT WHEEL ASSEMBLY, LESS BRAKE AND TYRE	1
37-1721	RIM, SPOKES, AND HUB ASSEMBLY	1
37-1230	Wheel rim (WM2 \times 19)	1
37-1708	Spoke (outer), right side—(head 80° to spoke)	10



Part No.	Description	Qty.
37-1709	Spoke (inner), right side—(head 95° to spoke)	10
37-1328	Spoke, left side (straight, 5 $\frac{3}{8}$ ")	20
37-4200	Nipple	40
37-1722	Hub, with brake drum	1
37-3460	Cover plate, brake drum	1
37-1198	Balance weight, 1"	as required
37-1197	Balance weight, $\frac{3}{4}$ "	as required
37-0653	Bearing, wheel (Hoffmann 120, metric)	2
37-1237	Dust cover, left side bearing	1
37-0280	Circlip, left side bearing retaining	1
37-1481	Cap, grease, left side bearing	1
37-3337	Support ring, right side bearing	1
37-0582	Retaining ring (screwed), right side bearing	1
37-4167	Wheel spindle	1
37-3461	BRAKE COVER PLATE ASSEMBLY	1
37-2129	Cover plate, with gauze and screws	1
37-1991	Gauze, air scoop	1
21-1998	Screw, gauze to anchor plate (4" x 40" UN.C. x $\frac{3}{8}$ ")	3
82-2351	Washer, for gauze screw ($\cdot 141$ " x $\cdot 375$ " x $\cdot 031$ ")	3
37-2026	Abutment pad, cover plate to brake shoe	2
37-2001	Cam, brake operating	2
37-3453	Brake lever, front (bell crank)	1
37-3522	Return spring, front brake lever	1
14-1303	Nut, brake lever to cam spindle ($\frac{3}{8}$ " UN.F. x $\cdot 32$ ")	2
37-2027	Washer, for cam spindle nut ($\frac{1}{32}$ " x $1\frac{17}{32}$ " x $\cdot 092$ ")	2
37-3454	Brake lever, rear	1
37-2003	Brake rod, with clevis (connecting brake levers)	1
37-2005	Clevis (threaded), brake rod	1
14-0401	Locknut, brake rod clevis ($\frac{1}{4}$ " UN.F. x $\cdot 16$ ")	1
60-4252	Clevis pivot pin	3
60-2683	Split pin, for pivot pin ($\frac{1}{16}$ " dia. x $\frac{3}{8}$ ")	3
21-1995	Nut, brake cover plate to spindle ($\frac{3}{4}$ " dia. x 20ths UN.E.F.)	1
37-1996	Brake shoe, with lining and rivets	2
37-1998	Brake shoe lining	2
37-2059	Rivet, lining to shoe	14
37-0135	Spring, brake shoe	2

REAR WHEEL

37-3968	REAR WHEEL ASSEMBLY	1
37-3849	REAR WHEEL ASSEMBLY, LESS BRAKE AND TYRE	1
37-3782	RIM, SPOKES, AND HUB ASSEMBLY	1
37-3784	Rim, wheel (WM3 x 18)	1
37-3724	Spoke, left side. (Head angle 102° to spoke; 5.9" overall)	10
37-3725	Spoke, left side. (Head angle 71° to spoke; 5.9" overall)	10
37-3726	Spoke, right side. (Head angle 135° to spoke; 7.3" overall)	20
37-2294	Nipple	40
37-3773	Hub and brake drum	1
37-3468	Security bolt, for tyre (WM3 x 18")	2
37-3985	HUB AND SPINDLE ASSEMBLY	1
37-0653	Bearing, wheel (Hoffmann 120, metric)	2
37-3749	Support ring, left side bearing	1
37-3752	Retaining ring (screwed)—left side bearing	1



Part No.	Description	Qty.
37-3753	Spacer (between bearings)	1
37-1654	Grease retainer, right side bearing	1
37-3751	Driving ring, for speedometer (L.H. thread in hub)	1
37-3750	Distance piece, inner (speedometer gearbox to bearing)	1
60-3213	Speedometer drive gearbox (ratio 1.25/1)	1
37-3746	Distance piece, outer (speedometer gearbox to spindle nut)	1
37-3965	Spindle, wheel	1
14-1307	Nut, wheel spindle ($\frac{5}{8}$ " UN.F. \times .515")	1
83-2266	Washer, wheel spindle nut ($\frac{21}{32}$ " \times 1" \times .092")	1
37-3747	Sprocket (47T)	1
14-0207	Bolt, sprocket to hub ($\frac{1}{4}$ " UN.F. \times 2")	5
14-1301	Nut, for sprocket bolt ($\frac{1}{4}$ " UN.F. \times .24", self-locking)	5
60-2320	Washer, for nut (.270" \times .562" \times .056")	5
37-3878	BRAKE ANCHOR PLATE ASSEMBLY	1
37-3856	Brake anchor plate	1
37-3872	Brake operating cam	1
37-4034	Brake lever	1
14-1303	Nut, brake lever to cam spindle ($\frac{3}{8}$ " UN.F. \times .38", self-locking)	1
60-2331	Washer, for nut (.395" \times .750" \times .048")	1
37-3870	Brake shoe pivot	1
14-0305	Nut, pivot to torque arm ($\frac{1}{2}$ " UN.F. \times .44")	1
60-2431	Washer, spring, for nut (.531" \times .851" \times .092")	1
37-3925	Brake shoe, with lining and rivets (leading)	1
37-3926	Brake shoe, with lining and rivets (trailing)	1
37-3876	Brake shoe lining	2
37-0129	Rivet, for brake shoe lining	16
37-2328	Spring, brake shoe	2
37-4049	Spring, brake lever	1
60-1841	Nipple, lubricator, for cam spindle	1
37-4049	Washer, fibre, for nipple	1
37-3742	Chain adjuster	2
14-0107	Screw, chain adjuster ($\frac{1}{4}$ " UN.F. \times 1 $\frac{1}{2}$ ")	2
14-0301	Nut, for screw ($\frac{1}{4}$ " UN.F.)	2
83-3082	Cover plate, swinging arm end	2

FUEL TANK AND TWINSEAT

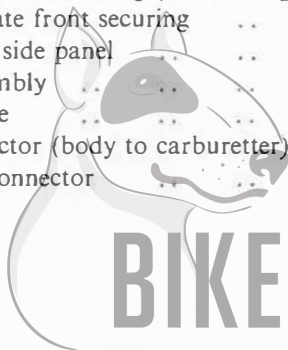
83-4888	PETROL TANK, 4 gallons (18 litres)	1
83-4118	Tie strap (below tank)	1
14-0113	Bolt, securing tie strap	2
60-2428	Washer, spring, for bolt	2
60-2321	Washer, plain, for bolt	2
60-2568	Tank badge	2
21-2064	Screw, for tank badge	4
83-4355	Knee-grip, left side	1
83-4356	Knee-grip, right side	1
83-4763	Rubber plug, petrol tank tap	1
60-4171	Badge, for rubber plug	1
83-3875	Filler cap, with sealing washer	1
83-4932	Mounting rubber, front (tank to frame top tube)	1
83-4933	Mounting rubber, rear (tank to frame top tube)	1



Part No.	Description	Qty.
60-3538	Mounting rubber securing tape	1
83-4931	Steady rubber (tank to frame side)	2
83-4930	Bolt, tank centre fixing	1
82-9063	Distance tube, tank centre fixing	1
83-4934	Mounting rubber, tank centre fixing	1
14-1202	Nut, tank fixing bolt ($\frac{5}{16}$ " UN.F. \times .335", self-locking)	1
82-4299	Washer, for nut	1
83-2800	Petrol tap	1
83-2801	Petrol tap (reserve)	1
70-7351	Seal, for petrol tap	2
83-0002	Washer, for tap seal	2
83-4887	Petrol pipe assembly	1
83-4787	TWINSEAT	1
83-4790	Cover, twinseat	1
83-4802	Hinge, twinseat, front	1
83-4782	Hinge, twinseat, rear	1
14-0101	Bolt, hinge fixing ($\frac{1}{4}$ " UN.F. \times $\frac{1}{2}$ ")	4
60-2417	Washer, spring, for bolt (.281" \times .425" \times .072")	4
82-9093	Rubber buffer, below seat	5
82-7560	Catch plunger	1
82-4228	Spring, catch plunger	1
71-3749	Washer, plain	1
60-2720	Split pin, for plunger, $\frac{3}{32}$ " dia. \times $\frac{1}{2}$ ")	1
60-2087	Check wire	1
60-2381	Screw, for check wire—self-tapping	1

AIR CLEANER AND SIDE PANELS

83-4845	Body, left side	1
83-4609	Body, right side	1
60-3539	Screw (joining body halves) (4BA \times $\frac{3}{4}$ ")	2
21-0501	Nut, for screw (4BA \times .167", self-locking)	2
14-0218	Bolt (body to frame) ($\frac{5}{16}$ " UN.F. \times $1\frac{1}{8}$ ")	2
60-2418	Washer, spring, for bolt (.343" \times .503" \times .080")	2
60-4247	Washer, plain, for bolt (.344" \times .625" \times .063")	2
14-1202	Nut, for bolt (body to frame) ($\frac{5}{16}$ " UN.F. \times .335", self-locking)	2
83-4807	Cover, left side, air cleaner	1
83-4808	Cover, right side, air cleaner	1
14-0221	Bolt (cover to body) ($\frac{5}{16}$ " UN.F. \times 2")	2
82-8245	Retainer, for cover bolt	2
14-0302	Nut, for cover bolt ($\frac{5}{16}$ " UN.F.)	2
60-2438	Washer, double coil, for cover bolt (.344" \times .576" \times .096")	2
60-4153	Bush, rubber, air cleaner cover	2
60-4152	Plug, rubber, air cleaner cover	2
60-4150	Name plate	2
60-4145	Name plate motif, "Thunderbolt"	2
82-4129	Screw, name plate securing (2 B.A. \times $\frac{1}{2}$ ", countersunk head)	4
82-4717	Nut, name plate front securing	2
60-4154	Nut, "Spire", side panel	2
60-3618	Air filter assembly	1
83-3781	Air intake pipe	2
83-4614	Rubber connector (body to carburetter)	1
60-3975	Clip, rubber connector	2



**CLASSIC
BIKE SPARES**



Part No.	Description	Qty.
83-4854	Side panel, left	1
83-4803	Side panel, right	1
82-6673	Bush, side panel, rubber	2
14-0102	Bolt, side panel to air cleaner box ($\frac{1}{4}$ " UN.F. \times $\frac{3}{8}$ ")	4

MUDGUARDS AND TAIL LAMP MOUNTING

97-4440	Front mudguard	1
97-4444	Stay, front, front mudguard	1
97-4442	Stay, centre, front mudguard	1
97-4447	Stay, rear, front mudguard	1
14-0101	Bolt (stays to mudguard) ($\frac{1}{2}$ " UN.F. \times $\frac{1}{2}$ ")	6
60-4245	Washer, for bolt ($\frac{1}{4}$ " \times $\frac{7}{16}$ " \times $\frac{5}{16}$ ")	6
14-1201	Nut, for bolt ($\frac{1}{2}$ " UN.F. \times .285", self-locking)	6
97-4446	Bracket (fork to front and central stays)	2
14-0103	Bolt (bracket to fork) ($\frac{1}{4}$ " UN.F. \times $\frac{1}{2}$ ")	4
60-2427	Washer, spring, for bracket bolt (.281" \times .465" \times .064")	4
14-0116	Bolt, (bracket to front and centre stays) ($\frac{5}{16}$ " UN.F. \times 1")	2
82-4299	Washer for bolt	2
14-1302	Nut, for bolt ($\frac{5}{16}$ " UN.F. \times .29", self-locking)	2
14-6114	Bolt, (rear stay to fork) ($\frac{5}{16}$ " UN.F. \times $\frac{3}{4}$ ")	2
60-2428	Washer, spring, for bolt (.344" \times .600" \times .064")	2
83-4823	Number plate, front	1
57-1076	Screw, number plate	2
71-2448	"O" ring, for screw	2
60-4249	Washer, for screw	2
83-4805	Rear mudguard	1
83-2796	Rear mudguard lower fixing bracket	1
14-0101	Bolt, fixing bracket to mudguard ($\frac{1}{4}$ " UN.F. \times $\frac{1}{2}$ ")	2
60-2329	Washer, plain, fixing bracket bolt (.270" \times .562" \times .036")	2
14-1301	Nut, for fixing bracket bolt ($\frac{1}{4}$ " UN.F. \times .24", self-locking)	2
14-0114	Bolt, mudguard fixing bracket to frame ($\frac{5}{16}$ " UN.F. \times $\frac{3}{4}$ ")	2
60-2330	Washer, plain, fixing bracket bolt (.333" \times .625" \times .040")	2
14-1302	Nut, for fixing bracket bolt ($\frac{5}{16}$ " UN.F.)	2
83-4600	Rear mudguard bridge	1
14-0102	Bolt, mudguard to bridge, frameloop and stay ($\frac{1}{4}$ " UN.F. \times $\frac{3}{8}$ ")	6
60-2329	Washer, for mudguard bridge bolt (.270" \times .562" \times .036")	6
14-1301	Nut, for mudguard bridge bolt ($\frac{1}{4}$ " UN.F. \times .24", self-locking)	6
83-4791	Grab hand and support rail assembly	1
83-2726	Rear number plate	1
14-0101	Bolt, rear number plate fixing ($\frac{1}{4}$ " UN.F. \times $\frac{1}{2}$ ")	4
60-2329	Washer, for number plate bolt (.270" \times .562" \times .036")	4
14-1301	Nut, for number plate bolt ($\frac{1}{4}$ " UN.F. \times .24", self-locking)	4
83-4774	Rear lamp carrier	1
14-1401	Stud, for rear lamp carrier ($\frac{1}{4}$ " UN.C./UN.F. \times 1")	1
14-1301	Nut, for lamp carrier stud ($\frac{1}{4}$ " UN.F. \times .24", self-locking)	1
60-2329	Washer, for lamp carrier stud (.270" \times .562" \times .036")	1
14-0101	Bolt, rear lamp support plate to mudguard ($\frac{1}{4}$ " UN.F. \times $\frac{1}{2}$ ")	4
14-1301	Nut, for lamp support plate bolt ($\frac{1}{4}$ " UN.F. \times .24", self-locking)	4
60-2329	Washer, for lamp support plate bolt (.270" \times .562" \times .036")	4
83-8784	Bracket, rear number plate, top	1
82-6850	Bracket, rear number plate, bottom	1
83-5001	Rear lamp support plate	1



Part No.	Description	Qty.
14-7804	Screw, support plate to lamp carrier ($\frac{1}{4}$ " UN.C. \times $\frac{1}{2}$ ", recessed head)	1
70-1612	Washer, serrated, for support plate screw	1
83-4800	Nut, rear lamp to carrier	2
83-4806	Protection strip, cable to rear lamp	1
60-4103	Grommet, rear lamp cables to mudguard	5
83-5105	Grommet, mudguard rail to lamp carrier	2

HANDLEBAR, CONTROLS AND CONTROL CABLES

B.S.A.	AMAL	Description	Qty.
97-4300		Handlebar	1
60-0957		TWIST GRIP, THROTTLE	1
	16/328	Body, top half	1
	16/329	BODY, BOTTOM HALF	1
	16/008	Friction spring	1
	16/009	Screw, for friction spring	1
	16/010	Nut for friction spring	1
60-0598		Handgrip, throttle	1
	11/013	Screw, securing body halves	2
97-2142		Handgrip, left side	1
60-3567		AIR CONTROL LEVER ASSEMBLY	1
	12/595	Clamp	1
60-3896		Screw, for clamp	2
60-3980		Front brake lever	1
60-3981		Clutch lever	1
21-2048		Pivot pin—brake and clutch levers	2
14-1201		Nut, for pivot pin ($\frac{1}{4}$ " UN.F. \times .44", self-locking)	2
60-3585		Adjuster, brake and clutch levers	2
60-3586		Lockring, for adjuster	2
		HANDLEBAR SWITCHES, LEFT SIDE. SEE PAGE 28	1
		HANDLEBAR SWITCHES, RIGHT SIDE. SEE PAGE 29	1
60-4114		Front brake cable	1
60-0746		Throttle cable	1
60-4194		Air control cable	1
60-3079		Clutch cable	1
97-4112		Handlebar cable clip	4

TOOL KIT

Part No.	Description	Qty.
60-2112	TOOL KIT, COMPLETE	1
60-0291	Tool roll	1
60-1907	Ring spanner, double ended ($\frac{7}{16}$ " A/F and $\frac{1}{2}$ " A/F)	1
60-0767	Screwdriver, complete	1
60-2184	Spanner, "C" type, for suspension unit	1
60-1911	Tommy bar	1
60-1050	Spanner, sparking plug	1
60-2084	Spanner, double ended, open ($\frac{7}{16}$ " A/F and $\frac{1}{2}$ " A/F)	1
60-3647	Spanner, ring (1.214" A/F and .949" A/F)	1
60-3711	Tommy bar, for rear wheel	1
60-0971	Spanner, box (.84"/.83" A/F and .94"/.93" A/F)	1
60-0974	Key, for tyre valve	1

Note: Where a B.S.A. part number is not quoted, it is replaced by an AMAL part number. In this case application must be made direct to Messrs. AMAL Ltd. (see page 5 for address).



SPEEDOMETER, TACHOMETER AND DRIVE

60-2394	Speedometer (miles per hour scale) (Smith's SSM5007/00)	1
60-2395	Speedometer (kilometres per hour scale) (Smith's SSM5007/01)	1
19-9080	Trip control shaft	1
60-3376	Speedometer driving cable (Smith's DF9111/00)	1
60-2600	Speedometer mounting cup	1
97-4026	Speedometer mounting bracket	1
60-2391	Washer, for speedometer bracket	2
71-2475	TACHOMETER DRIVE GEARBOX ASSEMBLY	1
71-2477	Tachometer gearbox housing	1
70-9332	Screw, housing to crankcase ($\frac{1}{2}$ " UN.F. L.H.)	1
70-5155	Bush, flanged	1
70-5156	Bush, plain	1
70-7351	Sealing washer, housing to crankcase	1
70-5157	Driving gear (from camshaft)	1
71-2480	End cap, for driving gear ($\frac{7}{8}$ " \times 20 UN.E.F.)	1
60-3355	"O" ring, for end cap	1
71-2653	Driven gear (to tachometer cable)	1
71-2482	Spacer, for driven gear	1
71-2481	Welch washer, spacer retaining	1
60-2396	Tachometer head, ratio 4/1 (Smith's RSM3003/13)	1
60-3933	Tachometer driving cable (Smith's DF9111/00)	1
97-4026	Tachometer mounting bracket	1
60-2600	Tachometer mounting cup	1
60-2391	Washer, for tachometer bracket	2

BATTERY CARRIER, COIL AND TOOL TRAY

83-4610	Battery carrier	1
82-8091	Battery carrier tray (moulding)	1
82-7380	Battery protective strip	4
82-9353	Battery retaining strap	1
82-9355	Buckle, battery retaining strap	1
83-2508	Screw, shouldered, carrier mounting	3
82-6039	Bush, rubber, carrier mounting	3
14-1301	Nut for shouldered screw ($\frac{1}{4}$ " UN.F. \times .24", self-locking)	3
60-2329	Washer, for nut ($\cdot 270$ " \times $\cdot 562$ " \times $\cdot 036$ ")	1
83-4601	Coil and tool tray, combined	1
14-0102	Bolt, coil tray to mudguard ($\frac{1}{4}$ " UN.F. \times $\frac{5}{8}$ ")	2
14-1201	Nut, coil tray bolt ($\frac{1}{4}$ " UN.F. \times $\cdot 438$ " , self-locking)	2
60-2329	Washer, for nut	2
21-0778	Nut, for battery carrier bolt (fixed) No. 10-UN.F.	1

ELECTRICAL EQUIPMENT—LAMPS

B.S.A.	Lucas		Qty.
—	60512	HEADLAMP COMPLETE (U.K.) TYPE SS700P	1
—	60513	HEADLAMP COMPLETE (EUROPEAN) TYPE SS700P	1
	553248	Rim	1
19-1367	54525927	Light unit (U.K.)	1
—	54522680	Light unit (European)	1

Note: Where a B.S.A. part number is not quoted, it is replaced by a Lucas part number. In this case application must be made direct to Messrs. Joseph Lucas Ltd. (see page 5, for address).



Part No.	Description	Qty.
B.S.A.	Lucas	
504665	Wire clip, light unit fixing	5
144921	Screw, rim fixing	1
534296	Plate, rim fixing	1
19-1044	370 Bulb, main (U.K.)	1
410	Bulb, main (European, except France)	1
411	Bulb, main (France)	1
554602	Bulb holder, main (U.K.)	1
553738	Bulb adaptor, main (European)	1
19-1675	989 Bulb, pilot	1
553780	Bulb holder, interior, pilot	1
554354	Ring, rubber, pilot bulb holder	1
54363453	Warning light assembly (amber)	1
54363454	Warning light assembly (red)	1
54363455	Warning light assembly (green)	1
281	Bulb, warning light	3
54140331	Sealing washer, warning light	3
34419	Switch, lighting	1
555910	Sleeve terminal, for cable	1
862217	Grommet, harness	1
54104506	Bolt, securing lamp to fork	2
143086	Washer, for bolt	2
97-4124	Distance piece, for bolt	2
60-4110	56513 REAR LAMP, TYPE L 917 (less side reflex)	1
54584930	Lens assembly	1
54584931	Base assembly	1
573828	Interior assembly	1
54983924	Gasket	1
380	Bulb	1
99-1190	56147 DIRECTION INDICATOR LAMPS, TYPE L874	1
99-1191	54581638 Lens assembly	1
573832	Interior assembly	1
54580322	Bulb holder assembly	1
382	Bulb	1
60600091	Stanchion, front, 5·37" long	2
60600269	Stanchion, rear 2·4" long	2
14-0404	Nut, stanchion ($\frac{7}{16}$ " UN.F.)	8
37-2332	Washer, plain, for nut	4
37-2331	Washer, shakeproof, for nut	4
70-4144	Rubber cap, stanchion, rear	2

ELECTRICAL EQUIPMENT

	CONTACT BREAKER (TYPE 10CA), SEE PAGE 13	1
91-7606	SPARKING PLUG (CHAMPION N3)	2
19-7625	Cover, sparking plug	2
60-3924	Cable, high-tension, resistive	2
60-2203	45223 COIL (Type 17M12)	2
82-9561	Grommet, coil mounting	2
54949011	Grommet sleeve, high-tension lead	2

Note: Where a B.S.A. part number is not quoted, it is replaced by a Lucas part number. In this case application must be made direct to Messrs. Joseph Lucas Ltd. (see page 5, for address).



Part No.	Description	Qty.
B.S.A.	Lucas	
	421863 Contact clip, high-tension lead	2
19-1333	39895 HANDLEBAR SWITCH—LEFT SIDE (Type 169SA)	1
19-1337	54033667 Switch, assembly with securing screws	1
99-1215	54340883 Lever body	1
19-1266	39785 HANDLEBAR SWITCH—RIGHT SIDE (Type 169SA)	1
—	54033722 Switch assembly, with securing screws	1
—	54343793 Lever body	1
99-1201	35048 Flasher (direction indicator) unit. Type 8FL	1
60-3614	54386637 Spring, flasher unit mounting	1
19-1098	54385091 Clip, flasher unit	1
21-0778	Nut, flasher unit spring to battery carrier (self-locking)	1
21-2079	Screw flasher unit spring to clip (No. 10-UN.F. $\times \frac{1}{2}$ ")	1
21-0778	Nut, for screw (No. 10-UN.F. self-locking)	1
60-2391	Washer, plain, for nuts (.202" \times .391" \times .032")	2
60-3540	70228 Horn (Type 6H, high note)	1
60-3161	Grommet—horn fixing	2
14-0103	Bolt — horn fixing ($\frac{1}{4}$ " UN.F. $\times \frac{3}{4}$ ")	2
60-2347	Washer, for bolt (.270" \times .625" \times .040")	4
14-1301	Nut, for bolt ($\frac{1}{4}$ " UN.F. \times .245", self-locking)	2
99-1028	34815 Stop-light switch (Type 118SA)	1
60-3550	Screw, stop-light switch fixing (self-tapping)	2
97-1388	Washer, for screw	2
19-1775	31899 Ignition switch (Type S45)	1
60-3598	54190096 Lucar blade — for condenser	2
60-3211	54441582 Condenser	2
21-2079	Screw condenser fixing (No. 10-32 UN.F. $\times \frac{1}{2}$ ")	1
60-2391	Washer, plain, for screw (.202" \times .391" \times .032")	2
21-0778	Nut, for screw (No. 10-32 UN.F., self-locking)	1
14-0101	Bolt, condenser fixing ($\frac{1}{4}$ " UN.F. $\times \frac{1}{2}$ ")	1
60-2329	Washer, plain, for bolt (.270" \times .562" \times .036")	2
14-1201	Nut, for bolt ($\frac{1}{4}$ " UN.F. \times .44", self-locking)	1
99-0589	49072 Rectifier (Type 2DS.506)	1
99-0590	49345 Zener diode (Type ZD.715)	1
	54961593 Main harness	1
83-4709	Clip, main harness	1
99-0719	54027029 Battery (Type PUZ5A)	1
82-7431	Battery vent pipe	1
60-4254	Cable clip (6- $\frac{3}{16}$ " long, before bending)	15
60-0777	Cable clip, rubber	2

Note: Where a B.S.A. part number is not quoted, it is replaced by a Lucas part number. In this case application must be made direct to Messrs. Joseph Lucas Ltd. (see page 5, for address).



