



# REPLACEMENT PARTS CATALOGUE

FOR

**BONNEVILLE 750**

FROM ENGINE NUMBER 00003




CLASSIC  
BIKE SPARES

**PART NO. 00-0080**

1985 ON

ISSUE 1



# REPLACEMENT PARTS CATALOGUE



**FOR**

# BONNEVILLE 750

TRIUMPH MOTORCYCLES  
Produced under licence by L. F. Harris (Rushden) Ltd.,  
Units 1 & 2 Silverhills Road, Decoy Industrial Estate,  
Newton Abbot, South Devon, England  
Tel: 0626 (Newton Abbot) 69700/60486  
Telex: 42902 Racing G  
Publication Part Number 00-0080

## INTRODUCTION

### ENGINE AND FRAME NUMBERS

The engine number is located on the left side of the engine, immediately below the cylinder barrel to crankcase flange.

The frame number is located on the left side of the frame, and is stamped on the steering head tube gusset plate, immediately behind the forward end of the fuel tank.

The engine and frame numbers, which are identical, are stamped onto the Vehicle Identification Number (V.I.N.) plate attached to the frame steering head tube.

### IMPORTANT

This replacement parts catalogue refers throughout to the Bonneville 750 model.




©  
COPYRIGHT 1985

All rights reserved. No part of this publication may be reproduced or transmitted in any form or by any means mechanical or electronic, including photo-copying, recording or by any information storage or retrieval system without permission of the copyright holders.

Printed in England by Abbot Litho Press Ltd. Tel. Newton Abbot 67166





**USA BONNEVILLE 750  
TECHNICAL DATA**

|                   |                        |                                       |
|-------------------|------------------------|---------------------------------------|
| Bore and Stroke   |                        | 76 x 82mm (2.992 x 3.228in.)          |
| Capacity          |                        | 747cc (45 cu.ins.)                    |
| Compression Ratio |                        | 7.9:1                                 |
| Spark Plug        |                        | Champion N3                           |
| Carburettor       |                        | Amal Concentric 1900 Series           |
|                   | Main Jet               | 270                                   |
|                   | Needle Jet             | 106                                   |
|                   | Needle                 | Standard                              |
|                   | Throttle Slide         | No. 3                                 |
|                   | Pilot Jet              | 20                                    |
|                   |                        | 19                                    |
| Gearbox Sprocket  | Front                  | Triplex — 3/8in. pitch x 84 links     |
| Chains            | Rear                   | 5/8 x 3/8in. x 106 links              |
| Capacities        | Fuel Tank              | 2.8 Gal (Imp), 3.4 U.S., 12.73 litres |
|                   | Oil Tank               | 4 Pints, 2.25 litres                  |
|                   | Gearbox                | 7/8 Pint, 500cc                       |
|                   | Front Forks (each leg) | 1/3 Pint, 190cc                       |
| Tyre Size         | Front                  | 100 x 90 H19                          |
|                   | Rear                   | 110 x 90 H18                          |







**BONNEVILLE 750 UK & GENERAL EXPORT  
TECHNICAL DATA**

|                   |  |
|-------------------|--|
| Bore and Stroke   | 76 x 82mm (2.992 x 3.228in.)                   |
| Capacity          | 747cc (45 cu.ins.)                             |
| Compression Ratio | 7.9:1  |
| Spark Plug        | Champion N3                                    |
| Carburettor       | Amal Concentric 1900 Series                    |
|                   | Main Jet 270                                   |
|                   | Needle Jet 106                                 |
|                   | Needle Standard                                |
|                   | Throttle slide No. 3                           |
|                   | Pilot Jet 20                                   |
|                   | 19   |
| Gearbox Sprocket  | Triplex — 3/8in. pitch x 84 links              |
| Chains            | 5/8in. x 3/8in. x 106 links                    |
| Capacities        | Fuel Tank 4.0 Gal (Imp), 4.8 U.S., 18.2 Litres |
|                   | Oil Tank 4 Pints, 2.25 Litres                  |
|                   | Gearbox 7/8 Pint, 500cc                        |
|                   | Front Forks (each leg) 1/3 Pint, 190cc         |
| Tyre Size         | Front 100 x 90 H19                             |
|                   | Rear 110 x 90 H18                              |





## HOW TO USE THIS PARTS CATALOGUE

First Consult the index on Page 3 for the parts or group of parts which you wish to locate. When you have located the parts make sure that the part you have located does apply to your machine.

List the quantities required as single units; do not ask for "2 pairs" or "3 dozen".

In case of painted items always state the colour required. Painted parts are available only in the colours or alternatives specified for that model of that particular year.

### PLEASE NOTE

THROUGHOUT THIS LIST, ASSEMBLIES ARE PRINTED IN CAPITALS AND THE COMPONENTS INCLUDED IN THAT ASSEMBLY ARE INDENTED IN THE DESCRIPTION COLUMN, REVERTING TO THE ORIGINAL ALIGNMENT WHEN THE ASSEMBLY IS COMPLETE. TO ORDER THE COMPLETE ASSEMBLY IT IS NECESSARY ONLY TO QUOTE THE ASSEMBLY NUMBER. ANY COMPONENT PARTS LISTED MAY ALSO BE OBTAINED SEPARATELY IF REQUIRED.

### SPECIAL WORKSHOP TOOLS

A COMPLETE LIST OF WORKSHOP TOOLS CAN BE MADE AVAILABLE BY CONTACTING YOUR DEALER. IN MOST CASES THESE TOOLS ARE VERY COSTLY AS THEY ARE MADE ENTIRELY FOR WORKSHOP USE, AND THEREFORE, IT IS NOT RECOMMENDED THAT THE PRIVATE OWNER PURCHASES THE TOOLS IN ORDER TO AID SERVICING THE MACHINE ONCE OR TWICE ONLY. IN THESE CIRCUMSTANCES IT IS FAR MORE ECONOMICAL TO GET IN TOUCH WITH A RECOGNISED DEALER.





## RECOMMENDED SERVICE TOOLS

| Part No. | Description   |
|----------|---|
| 61-6019  | Crankshaft pinion extractor                         |
| 61-7011  | Gearbox assembly tool-quadrant positioner           |
| 61-6125  | Gearbox sprocket nut spanner                        |
| 61-6008  | Tappet guide block punch                            |
| 61-7014  | Clutch hub-extractor tool                           |
| 61-6135  | Piston ring clamp                                   |
| 61-7017  | Main bearing extractor                              |
| 61-3768  | Clutch locking plate                                |
| 61-6132  | Camwheel extractor                                  |
| 61-7019  | Rocker spindle seal compressor                      |
| 61-7012  | Primary chain tensioner tool                        |
| 61-6063  | Valve guide removal and replacement tool            |
| 61-7010  | Torque tool adaptor - cylinder head sleeve nut      |
| 61-7024  | Peg spanner-wheel bearing retainer                  |
| 61-6121  | Head race drift                                     |
| 61-7025  | Valve seat cutter (inlet and exhaust)               |
| 61-7027  | Blending cutter (inlet and exhaust)                 |
| 61-7029  | Arbor pilot and tommy bar - valve seat cutters      |
| 61-6117  | Swinging arm bearing - removal and replacement tool |
| 61-7035  | Crankshaft balance weights (689 gms)                |
| 61-7043  | Camshaft oil seal spreader (L.H.)                   |



## CARTON PACK ASSEMBLIES

### PISTONS (C/W rings gudgeon pin and circlips)

|         |             |       |        |
|---------|-------------|-------|--------|
| 71-3778 | PISTON ASSY | 7·9:1 | STD    |
| 71-3995 | PISTON ASSY | 7·9:1 | +0·010 |
| 71-3996 | PISTON ASSY | 7·9:1 | +0·020 |

### PISTON RING SETS (comprising 4 off taper ring, 2 off oil control ring)

|         |                  |        |
|---------|------------------|--------|
| 99-3789 | RING SET         | STD    |
| 71-3690 | Taper ring       | STD    |
| 71-7703 | Oil control ring | STD    |
| 99-3790 | RING SET         | +0·010 |
| 71-3691 | Taper ring       | +0·010 |
| 71-7741 | Oil control ring | +0·010 |
| 99-3791 | RING SET         | +0·020 |
| 71-3692 | Taper ring       | +0·020 |
| 71-7742 | Oil control ring | +0·020 |

### VALVE GUIDE SETS (comprising 2 inlet 2 exhaust 4 circlips)

|         |                 |        |
|---------|-----------------|--------|
| 99-7125 | VALVE GUIDE SET | STD    |
| 99-7126 | VALVE GUIDE SET | +0·005 |
| 99-7127 | VALVE GUIDE SET | +0·015 |

### OIL PUMP

|         |                     |
|---------|---------------------|
| 99-7508 | OIL PUMP VALVE PACK |
|---------|---------------------|

### GASKET SETS

|         |              |
|---------|--------------|
| 99-7001 | DECOKE SET   |
| 99-7002 | OVERHAUL SET |

### VALVE SPRING SET

|         |                            |
|---------|----------------------------|
| 99-7037 | 4 OFF INNER<br>4 OFF OUTER |
|---------|----------------------------|

### CONROD B/E BEARING SET

|         |       |        |
|---------|-------|--------|
| 99-7040 | 4 OFF | STD.   |
| 99-7041 | 4 OFF | -0·010 |
| 99-7042 | 4 OFF | -0·020 |

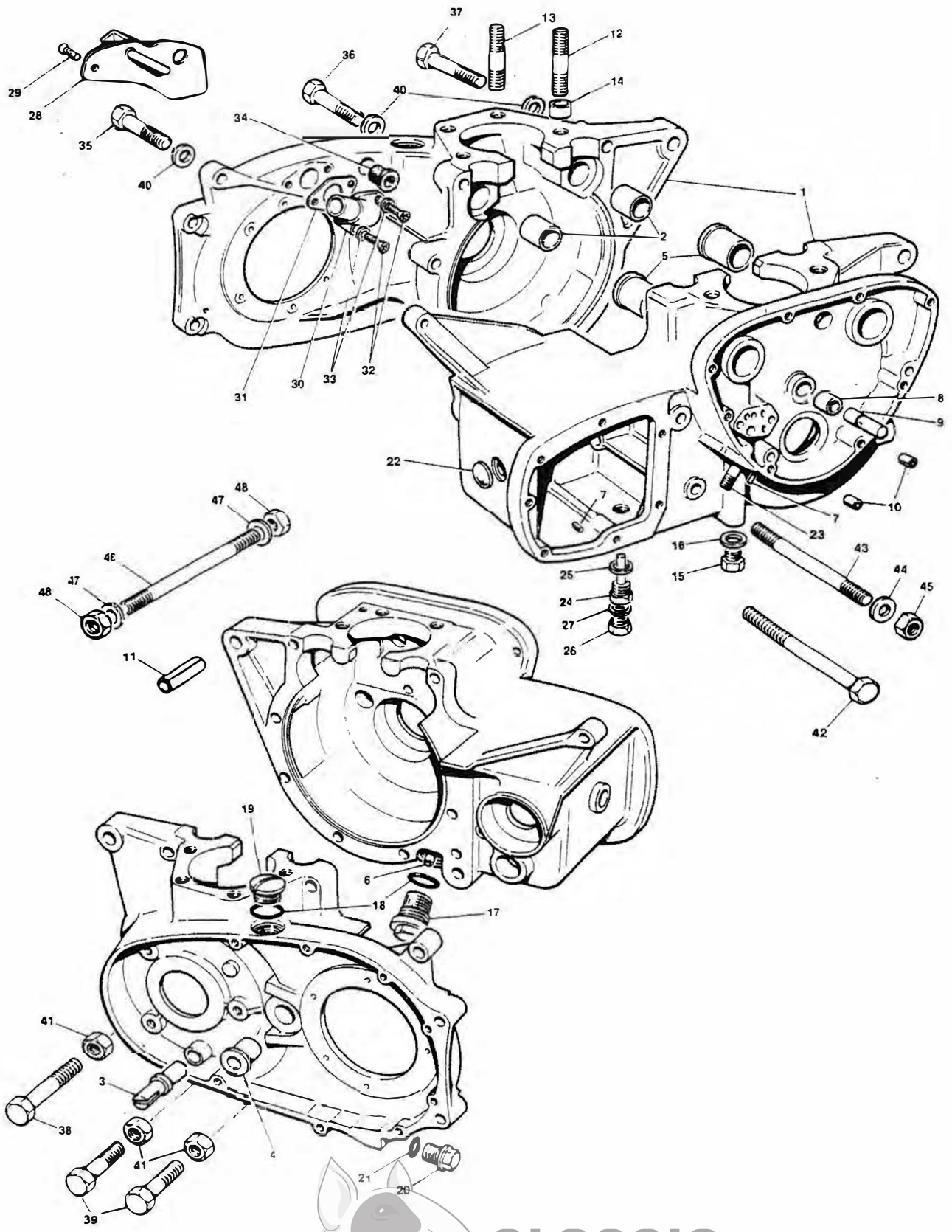
OWNER HANDBOOK 1985/86 62-0082

WORKSHOP MANUAL 1985/86 00-0076

SERVICE AND WARRANTY BOOK 62-0088

WARRANTY DEFECT AND LABOUR CODE BOOK 00-0010





**CLASSIC  
BIKE SPARES**





## CRANKSHAFT, CAMSHAFTS AND CONNECTING RODS

| Ref. No. | Part No. | Description   |             |
|----------|----------|---|-------------|
| 1        | 72-0002  | CRANKSHAFT AND FLYWHEEL ASSEMBLY                                | 1           |
| 2        | 70-3903  | Oil tube  | 1           |
| 3        | 71-2800  | Screwed plug  | 1           |
| 4        | 70-3902  | Plug, crankshaft oilway   | 1           |
| 5        | 71-7444  | Flywheel  | 1           |
| 6        | 72-0004  | Flywheel bolt   | 3           |
| 7        | 71-1003  | Washer  | 3           |
| 8        | 21-2183  | Crankshaft stud (1 3/8in. O.A.)                                 | 1           |
| 9        | 60-7362  | Main bearing, right   | 1           |
| 10       | 70-3300  | Clamping washer   | 1           |
| 11       | 71-2877  | Nut   | 1           |
| 12       | 70-2879  | Main bearing, left  | 1           |
| 13       | 71-2663  | Spacer  | 1           |
| 14       | 70-8038  | Shim (0.010in.) — Engine sprocket                               | As required |
| 15       | 71-3542  | Sprocket, Triplex — 29 teeth                                    | 1           |
| 16       | 71-3544  | Distance piece  | 1           |
| 17       | 71-0082  | Rotor Key   | 1           |
| 18       | 99-7058  | Rotor   | 1           |
| 19       | 21-7024  | Fan disc lock washer  | 1           |
| 20       | 21-2182  | Rotor nut   | 1           |
| 21       | 71-3006  | CONNECTING ROD  | 2           |
| 22       | 70-9914  | Connecting rod bolt   | 4           |
| 23       | 21-7091  | Self lock nut   | 4           |
| 24       | 70-3586  | Big end bearing (available in - 0.010in and 0.020in undersizes) | 4           |
| 25       | 71-3778  | PISTON COMPLETE (7.9:1)   | 2           |
| 26       | 71-3690  | Taper compression ring  | 4           |
| 27       | 71-7703  | Oil control ring  | 2           |
| 28       | 71-3354  | Gudgeon pin   | 2           |
| 29       | 71-3700  | Circlip   | 4           |
| 30       | 71-7016  | Inlet camshaft  | 1           |
| 31       | 71-1007  | Inlet camshaft nut  | 1           |
| 32       | 72-0025  | Exhaust camshaft  | 1           |
| 33       | 70-6523  | Exhaust camshaft nut  | 1           |
| 34       | 70-6159  | INTERMEDIATE WHEEL  | 1           |
| 35       | 70-0400  | Bush — intermediate wheel                                       | 1           |
| 36       | 71-3666  | Camshaft pinion   | 2           |
| 37       | 70-1558  | Camshaft key  | 2           |
| 38       | 71-7679  | Timing pinion   | 1           |
| 39       | 70-1580  | Key - timing pinion   | 1           |



## CRANKCASE

| Ref. No. | Part No. | Description   | Quantity |
|----------|----------|---|----------|
| 1        | 71-7386  | CRANKCASE ASSEMBLY                                    | 1        |
| 2        | 71-0287  | Camshaft bush L.H.                                    | 2        |
| 3        | 70-5088  | Pivot pin, chain tensioner                            | 1        |
| 4        | 57-7009  | Bush, footchange spindle                              | 1        |
| 5        | 71-0286  | Camshaft bush R.H.                                    | 2        |
| 6        | 70-4538  | Scavenge pipe   | 1        |
| 7        | 62-0072  | Locating peg (oil junction block & L/S thrust washer) | 2        |
| 8        | 71-7628  | Bush, intermediate spindle                            | 1        |
| 9        | 71-7489  | Intermediate wheel spindle                            | 1        |
| 10       | 57-0989  | Hollow dowel, timing cover joint                      | 1        |
| 11       | 71-3989  | Hollow dowel, crankcase joint                         | 1        |
| 12       | 21-1865  | Stud, cylinder base - inner                           | 4        |
| 13       | 71-3013  | Stud, cylinder base - outer                           | 4        |
| 14       | 70-8751  | Hollow dowel, cylinder base                           | 2        |
| 15       | 70-9330  | Oilway plug   | 1        |
| 16       | 82-1880  | Copper washer   | 1        |
| 17       | 70-9336  | Crankcase filter                                      | 1        |
| 18       | 70-8782  | 'O' Ring  | 2        |
| 19       | 57-2166  | Inspection plug                                       | 1        |
| 20       | 57-2259  | Primary chain adjuster plug                           | 1        |
| 21       | 70-6299  | 'O' Ring  | 1        |
| 22       | 57-1920  | Blanking plug   | 1        |
| 23       | 21-1863  | Stud, oil pipe junction block                         | 1        |
| 24       | 57-2167  | Drain plug (with level tube)                          | 1        |
| 25       | 60-7132  | Fibre washer  | 1        |
| 26       | 21-0543  | Level plug  | 1        |
| 27       | 70-2441  | Copper washer   | 1        |
| 28       | 70-9334  | Breather cover plate assembly                         | 1        |
| 29       | 70-3821  | Screw   | 1        |
| 30       | 71-4044  | Outlet stub   | 1        |
| 31       | 70-6559  | Joint Washer, outlet stub                             | 1        |
| 32       | 70-7354  | Screw, outlet stub                                    | 2        |
| 33       | 70-6559  | Washer - outlet stub screw                            | 2        |
| 34       | 71-1345  | Grommet, alternator leads - external                  | 1        |
| 35       | 21-1870  | Bolt - rear   | 1        |
| 36       | 14-6220  | Bolt - top rear                                       | 1        |
| 37       | 14-6223  | Bolt - top front                                      | 1        |
| 38       | 14-0230  | Bolt, long - crankcase halves                         | 1        |
| 39       | 21-1823  | Bolt, short - crankcase halves                        | 2        |
| 40       | 60-2330  | Plain washer  | 10       |
| 41       | 14-0302  | Nut   | 5        |
| 42       | 14-6242  | Bolt, rear - crankcase halves                         | 1        |
| 43       | 14-1445  | Stud, rear  | 1        |
| 44       | 60-2331  | Plain washer  | 2        |
| 45       | 14-0303  | Nut   | 2        |
| 46       | 21-0669  | Stud - front crankcase halves                         | 1        |
| 47       | 60-2330  | Plain washer  | 2        |
| 48       | 14-0402  | Nut   | 2        |

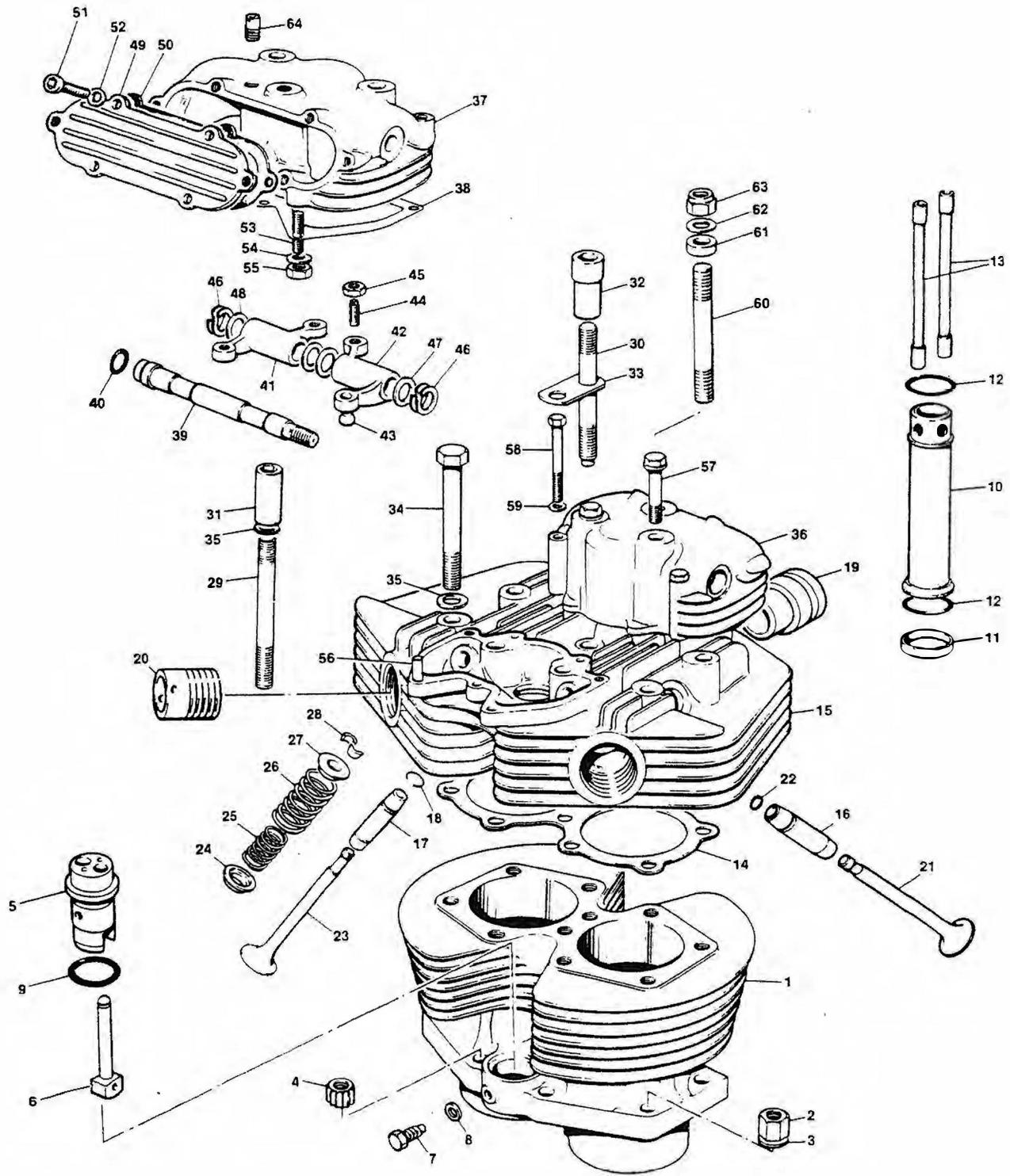


## OIL PUMP AND RELEASE VALVE

| Ref. No. | Part No. | Description                       | Quantity |
|----------|----------|-----------------------------------|----------|
| 1        | 71-7317  | Oil pump complete                 | 1        |
| 2        | 71-7253  | Pump body                         | 1        |
| 3        | 70-9267  | Feed plunger                      | 1        |
| 4        | 70-6681  | Scavenge plunger                  | 1        |
| 5        | 70-0495  | Drive block                       | 1        |
| 6        | 99-7508  | OIL PUMP VALVE PACK               | A/R      |
| 7        | 71-3910  | Joint Washer                      | 1        |
| 8        | 14-7007  | Fixing screw - short, 1 ¼ in U.H. | 1        |
| 9        | 14-7008  | Fixing screw - long, 1 ½ in. U.H. | 1        |
| 10       | 60-2417  | Spring washer - fixing screw      | 2        |
| 11       | 71-3447  | Oil pressure release valve        | 1        |
| 12       | 70-8754  | Joint washer (cap to body)        | 1        |
| 13       | 60-3355  | 'O' ring, release valve           | 1        |





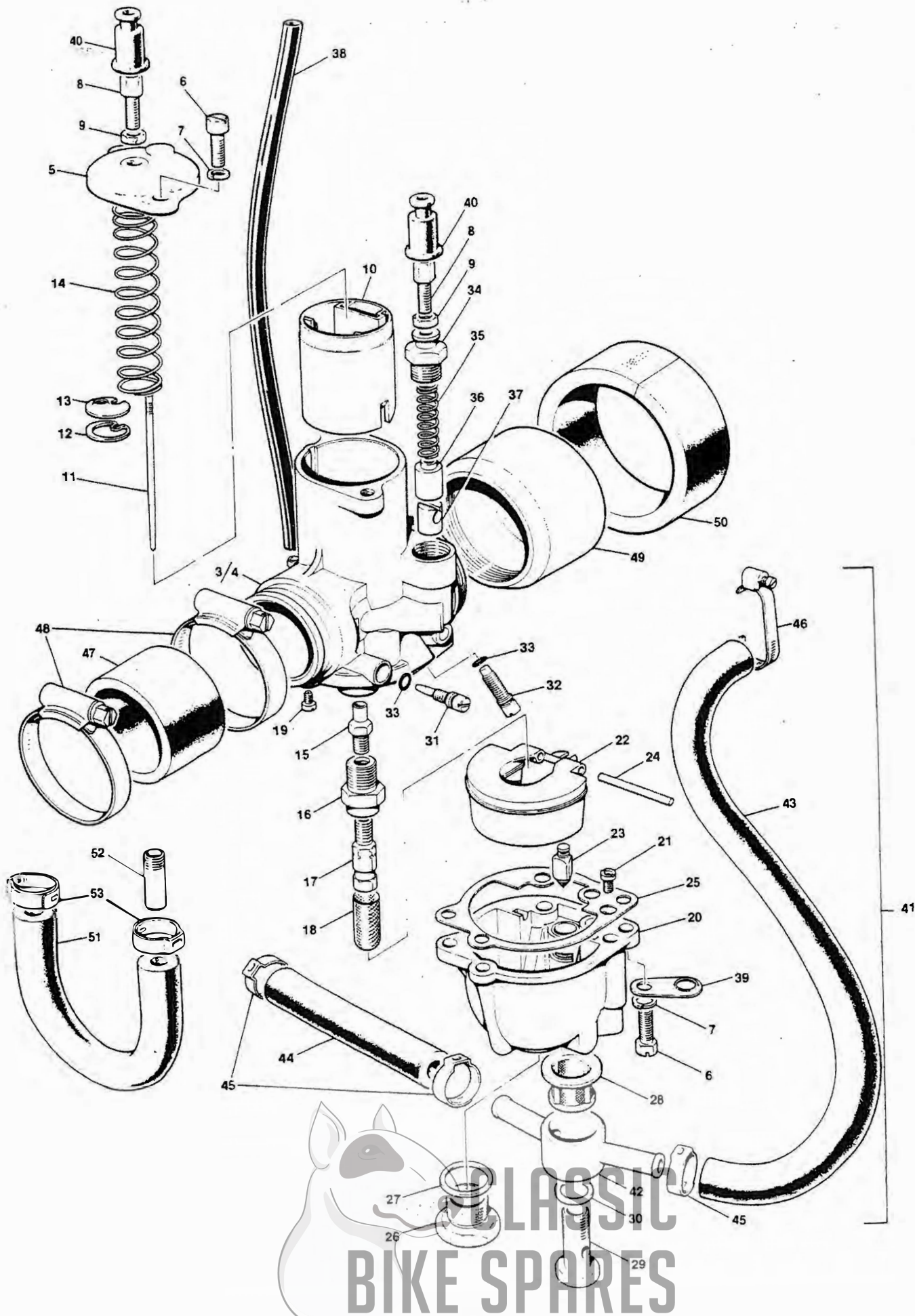



**CLASSIC  
BIKE SPARES**

## CYLINDER BLOCK AND HEAD

| Ref. No. | Part No. | Description  | Quantity |
|----------|----------|--|----------|
| 1        | 71-4006  | Cylinder block   | 1        |
| 2        | 21-2177  | Cylinder base nut  | 4        |
| 3        | 70-3446  | Washer   | 4        |
| 4        | 21-0692  | Cylinder base nut (12 point)                             | 4        |
| 5        | 71-7194  | Tappet guide block                                       | 2        |
| 6        | 71-7008  | Tappet   | 4        |
| 7        | 97-0200  | Set bolt   | 2        |
| 8        | 70-2441  | Copper washer  | 2        |
| 9        | 70-7563  | 'O' ring - tappet guide block                            | 2        |
| 10       | 71-7191  | Push rod cover tube                                      | 2        |
| 11       | 71-7196  | Sleeve   | 2        |
| 12       | 71-1283  | 'O' ring   | 4        |
| 13       | 71-3330  | Push rod   | 4        |
| 14       | 71-4619  | Cylinder head gasket                                     | 1        |
| 15       | 71-7503  | CYLINDER HEAD ASSEMBLY                                   | 1        |
| 16       | 71-7506  | Inlet valve guide  | 2        |
| 17       | 71-7202  | Exhaust valve guide                                      | 2        |
| 18       | 70-3209  | Circlip - valve guide                                    | 4        |
| 19       | 71-7048  | Inlet manifold stub (undrilled for balance pipe adaptor) | 2        |
| 20       | 70-9516  | Exhaust pipe stub  | 2        |
| 21       | 70-4603  | Inlet valve  | 2        |
| 22       | 70-6299  | Inlet valve stem seal                                    | 2        |
| 23       | 70-2904  | Exhaust valve  | 2        |
| 24       | 71-7203  | Bottom cup   | 4        |
| 25       | 70-4221  | Inner valve spring                                       | 4        |
| 26       | 70-7400  | Outer valve spring                                       | 4        |
| 27       | 70-1543  | Top collar   | 4        |
| 28       | 71-3748  | Split collet   | 8        |
| 29       | 21-2201  | Stud - cylinder head ( $\frac{3}{8}$ in.)                | 4        |
| 30       | 21-2200  | Stud - cylinder head ( $\frac{5}{16}$ in.)               | 2        |
| 31       | 21-2204  | Socket nut ( $\frac{3}{8}$ in.)                          | 4        |
| 32       | 21-2205  | Socket nut ( $\frac{5}{16}$ in.)                         | 2        |
| 33       | 71-3553  | Bridge plate   | 1        |
| 34       | 14-0241  | Bolt - cylinder head                                     | 4        |
| 35       | 82-2184  | Washer - cylinder head bolt                              | 8        |
| 36       | 71-3668  | Inlet rocker box   | 1        |
| 37       | 71-7050  | Exhaust rocker box                                       | 1        |
| 38       | 71-2599  | Rocker box gasket  | 2        |
| 39       | 71-3549  | Rocker spindle   | 2        |
| 40       | 60-3548  | Sealing ring   | 2        |
| 41       | 71-7044  | Rocker (right exhaust, left inlet)                       | 2        |
| 42       | 71-7043  | Rocker (left exhaust, right inlet)                       | 2        |
| 43       | 71-0070  | Ball pin   | 4        |
| 44       | 71-7045  | Adjuster pin   | 4        |
| 45       | 14-0402  | Lock nut   | 4        |
| 46       | 70-1574  | Spring washer  | 4        |
| 47       | 70-1575  | Thrust washer ( $\frac{1}{2}$ in.)                       | 6        |
| 48       | 70-1330  | Thrust washer ( $\frac{3}{8}$ in.)                       | 2        |
| 49       | 71-3671  | Tappet inspection cover                                  | 2        |
| 50       | 71-3673  | Gasket - tappet inspection cover                         | 2        |
| 51       | 14-7004  | Screw - socket head                                      | 12       |
| 52       | 60-4248  | Washer   | 12       |
| 53       | 14-1401  | Stud - rocker box  | 6        |
| 54       | 70-3302  | Washer   | 6        |
| 55       | 14-0301  | Nut  | 6        |
| 56       | 71-2361  | Dowel, rocker box to head                                | 4        |
| 57       | 21-2206  | Bolt - rocker box  | 4        |
| 58       | 21-1875  | Bolt - rocker box  | 4        |
| 59       | 60-4248  | Washer   | 4        |
| 60       | 21-2197  | Stud - rocker box to torque stay                         | 2        |
| 61       | 37-2338  | Distance piece   | 2        |
| 62       | 60-2331  | Washer   | 2        |
| 63       | 14-1303  | Nut  | 2        |
| 64       | 71-7103  | Connector - breather pipe                                | 1        |


**CLASSIC  
BIKE SPARES**



CLASSIC  
 BIKE SPARES



CARBURETTOR — AMAL CONCENTRIC — SERIES 1900

| Ref. No. | Part No.     | Description                              | Quantity |
|----------|--------------|--|----------|
| 1        | 62-0001      | CARBURETTOR COMPLETE LH                  | 1        |
| 2        | 62-0002      | CARBURETTOR COMPLETE RH                  | 1        |
| 3        | A930/033     | Carburettor body LH                      | 1        |
| 4        | A930/032     | Carburettor body RH                      | 1        |
| 5        | A928/106     | Mixing chamber top                       | 1        |
| 6        | A622/170     | Securing screw                           | 4        |
| 7        | A622/083     | Spring washer                            | 4        |
| 8        | 99-7096      | Cable adjuster                           | 2        |
| 9        | 99-7097      | Cable adjuster locknut                   | 2        |
| 10       | A928/105/2   | Throttle slide (No.3 Cut-away)           | 1        |
| 11       | 99-1036      | Throttle needle                          | 1        |
| 12       | 99-0510      | Needle clip                              | 1        |
| 13       | A622/116     | Needle retaining disc                    | 1        |
| 14       | 99-1033      | Throttle slide spring                    | 1        |
| 15       | 99-1035      | Needle jet                               | 1        |
| 16       | 99-1034      | Jet holder                               | 1        |
| 17       | A376/100/270 | Main jet (270)                           | 1        |
| 18       | A928/071     | Main jet filter                          | 1        |
| 19       | A124/026/20  | Pilot jet (20)                           | 1        |
| 20       | A622/290     | Float bowl                               | 1        |
| 21       | 99-7117      | Cold start jet                           | 1        |
| 22       | 99-0512      | Float                                    | 1        |
| 23       | 99-7086      | Float needle                             | 1        |
| 24       | 99-0513      | Float spindle                            | 1        |
| 25       | A622/291     | Float chamber washer                     | 1        |
| 26       | A622/201     | Float bowl drain plug                    | 1        |
| 27       | A622/200     | Float bowl drain plug washer             | 1        |
| 28       | 99-0438      | Filter                                   | 1        |
| 29       | 99-0517      | Banjo bolt                               | 1        |
| 30       | 99-1124      | Banjo bolt washer                        | 1        |
| 31       | 99-0515      | Pilot air adjusting screw                | 1        |
| 32       | 99-0516      | Throttle stop adjusting screw            | 1        |
| 33       | 99-0520      | 'O' ring                                 | 2        |
| 34       | A2622/091    | Screwed adaptor                          | 1        |
| 35       | A2622/084    | Spring                                   | 1        |
| 36       | A2622/092    | Plunger cap                              | 1        |
| 37       | A2622/094    | Plunger assembly                         | 1        |
| 38       | A416/121     | Air vent tube                            | 1        |
| 39       | 99-7093      | Air vent clip                            | 1        |
| 40       | 60-7118      | Sheath - cable adjuster                  | 2        |
| 41       | 84-0021      | PETROL PIPE ASSEMBLY                     | 1        |
| 42       | 82-4451      | Banjo - double, 150°                     | 2        |
| 43       | 83-7729      | Petrol pipe - tank to carburettor        | 2        |
| 44       | 84-0022      | Petrol pipe - carburettor to carburettor | 1        |
| 45       | 60-4428      | 'O' clip - petrol pipe                   | 4        |
| 46       | 60-7557      | Clip - petrol pipe to tap                | 2        |
| 47       | 72-0005      | Rubber connector                         | 2        |
| 48       | 60-7077      | Connector clip                           | 4        |
| 49       | 72-0006      | Air intake adaptor                       | 2        |
| 50       | 71-7166      | Connector pipe - carburettor to airbox   | 2        |
| 51       | 71-7051      | Manifold balance pipe                    | 1        |
| 52       | 71-7103      | Connector stub                           | 2        |
| 53       | 60-4428      | Ear clip                                 | 2        |





## TIMING COVER AND MAGNETIC PULSE SENSOR

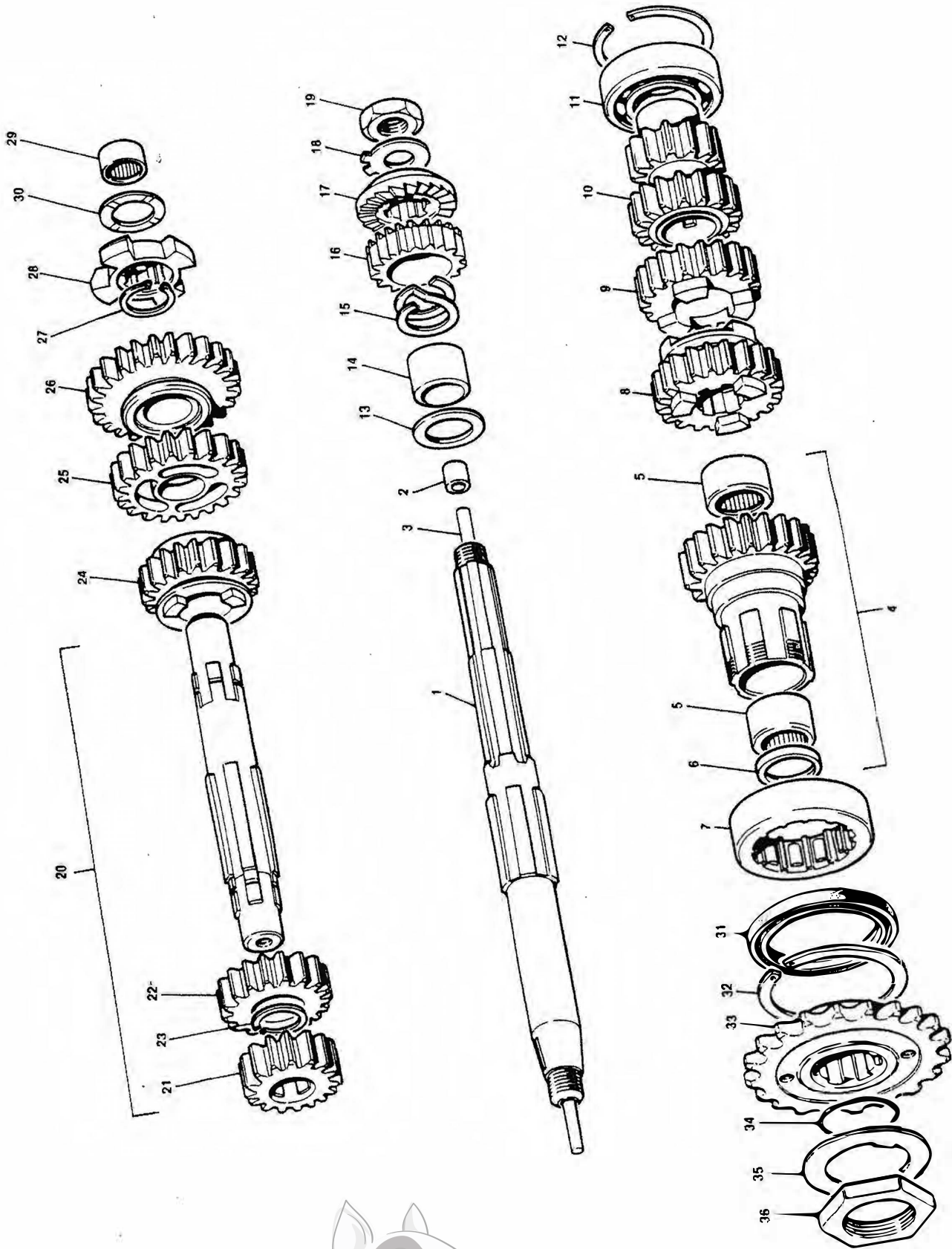
| Ref. No. | Part No. | Description                     | Quantity |
|----------|----------|---------------------------------|----------|
| 1        | 71-7318  | TIMING COVER                    | 1        |
| 2        | 70-4016  | Patent plate                    | 1        |
| 3        | 60-4255  | Hammer-drive screw              | 1        |
| 4        | 70-4568  | Oil seal                        | 2        |
| 4        | 70-6387  | Oil seal (0.020in. undersize)   | A        |
| 5        | 71-7263  | Joint washer, timing cover      | 1        |
| 6        | 70-4569  | Circlip                         | 1        |
| 7        | 57-0989  | Hollow dowel                    | 2        |
| 8        | 14-7007  | Screw, long                     | 2        |
| 9        | 14-7006  | Screw, short                    | 6        |
| 10       | 72-0026  | Cover                           | 1        |
| 11       | 71-1462  | Joint washer                    | 1        |
| 12       | 97-0430  | Fibre washer                    | 2        |
| 13       | 70-7354  | Screw (½in. U.H.)               | 2        |
| 14       | 60-3719  | Oil pressure switch             | 1        |
| 15       | 71-2930  | Cover for oil pressure switch   | 1        |
| 16       | 62-0080  | Magnetic pulse sensor and rotor | 1        |
| 17       | 70-4707  | Rubber grommet                  | 1        |
| 18       | 22-0032  | Bolt (L.H.Thread)               | 1        |
| 19       | 70-8163  | Plain washer                    | 1        |
| 20       | 72-0027  | Pillar bolt                     | 2        |
| 21       | 70-6559  | Plain washer                    | 2        |



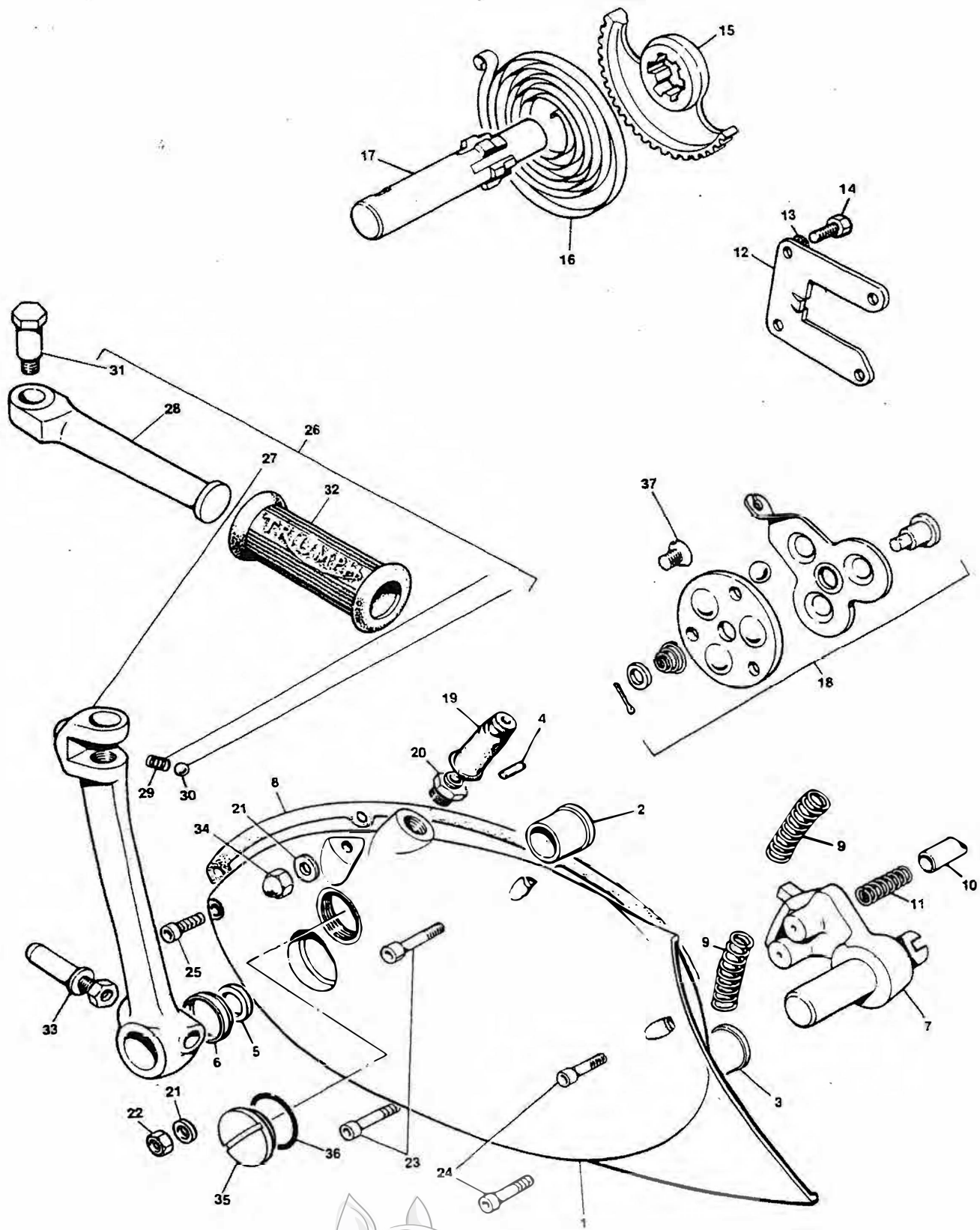
## GEARBOX INNER COVER AND SELECTORS

| Ref. No. | Part No. | Description                            | Quantity |
|----------|----------|--|----------|
| 1        | 00-0082  | GEARBOX INNER COVER                    | 1        |
| 2        | 57-1614  | Layshaft bearing                       | 1        |
| 3        | 57-7009  | Gearchange spindle bush                | 1        |
| 4        | 57-0045  | Kickstart stop                         | 1        |
| 5        | 57-1607  | Thrust washer                          | 1        |
| 6        | 57-0989  | Hollow dowel                           | 4        |
| 7        | 21-2149  | Stud                                   | 2        |
| 8        | 14-7020  | Cap screw                              | 1        |
| 9        | 70-3446  | Washer                                 | 1        |
| 10       | 14-6608  | Screw                                  | 1        |
| 11       | 14-7023  | Screw                                  | 1        |
| 12       | 57-4889  | Camplate                               | 1        |
| 13       | 57-7052  | Operating quadrant c/w pin             | 1        |
| 14       | 57-7011  | Quadrant spindle                       | 1        |
| 15       | 57-3989  | Selector fork rod                      | 1        |
| 16       | 57-7020  | Index plunger                          | 1        |
| 17       | 57-4459  | Plunger spring                         | 1        |
| 18       | 57-4400  | Housing, index plunger                 | 1        |
| 19       | 57-3978  | Aluminium washer                       | 1        |
| 20       | 57-7012  | Joint washer, inner cover to crankcase | 1        |
| 21       | 57-4364  | Selector fork - mainshaft 4th gear     | 1        |
| 22       | 57-4366  | Selector fork - layshaft 3rd gear      | 1        |
| 23       | 57-4660  | Selector fork - layshaft 1st gear      | 1        |
| 24       | 37-3761  | 'O' ring                               | 1        |
| 25       | 57-7015  | Plug                                   | 1        |
| 26       | 57-7016  | Retainer                               | 1        |
| 27       | 60-7240  | Neutral switch                         | 1        |
| 28       | 22-0020  | Locknut                                | 1        |
| 29       | 70-1335  | Copper washer                          | 1        |





**CLASSIC  
BIKE SPARES**



**CLASSIC  
BIKE SPARES**

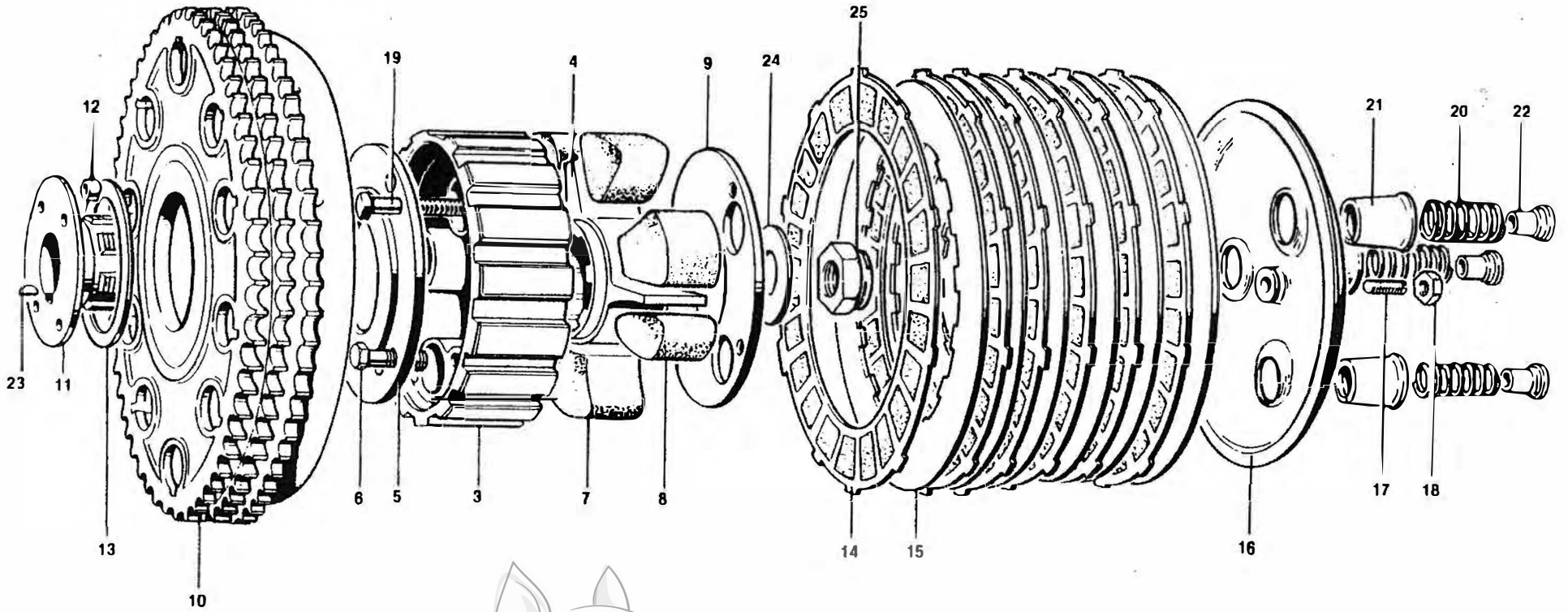


## GEARBOX SHAFTS AND GEARS

| Ref. No. | Part No. | Description                        | Quantity |
|----------|----------|------------------------------------|----------|
| 1        | 57-7077  | MAINSHAFT                          | 1        |
| 2        | 57-3988  | Bush                               | 1        |
| 3        | 57-1736  | Clutch operating rod               | 1        |
| 4        | 57-4779  | MAINSHAFT HIGH GEAR ASSEMBLY       | 1        |
| 5        | 60-3511  | Needle roller bearing              | 2        |
| 6        | 60-3500  | Oil seal, high gear                | 1        |
| 7        | 60-4100  | High gear bearing                  | 1        |
| 8        | 57-4376  | Mainshaft 4th gear                 | 1        |
| 9        | 57-4377  | MAINSHAFT 3rd GEAR c/w bush        | 1        |
| 10       | 57-4653  | Mainshaft 1st and 2nd gear         | 1        |
| 11       | 60-3552  | Mainshaft bearing                  | 1        |
| 12       | 57-4113  | Circlip - mainshaft bearing        | 1        |
| 13       | 57-1962  | Washer                             | 1        |
| 14       | 57-1963  | Pinion sleeve                      | 1        |
| 15       | 57-1250  | Pinion spring                      | 1        |
| 16       | 57-0730  | Kickstart pinion                   | 1        |
| 17       | 57-0731  | Kickstart ratchet                  | 1        |
| 18       | 57-7076  | Tab washer                         | 1        |
| 19       | 21-7072  | Nut                                | 1        |
| 20       | 57-4900  | LAYSHAFT ASSEMBLY                  | 1        |
| 21       | 57-4791  | Layshaft high gear                 | 1        |
| 22       | 57-4787  | Layshaft 4th gear c/w bush         | 1        |
| 23       | 57-4790  | Circlip for layshaft high gear     | 1        |
| 24       | 57-4647  | Layshaft 3rd gear                  | 1        |
| 25       | 57-4657  | LAYSHAFT 2nd GEAR c/w bush         | 1        |
| 26       | 57-4654  | LAYSHAFT 1st GEAR c/w bush         | 1        |
| 27       | 60-3494  | Circlip                            | 1        |
| 28       | 57-4661  | Driving dog                        | 1        |
| 29       | 57-1606  | Needle roller bearing              | 1        |
| 30       | 57-1607  | Thrust washer                      | 1        |
| 31       | 60-3512  | Oil seal, gearbox sprocket         | 1        |
| 32       | 70-0489  | Circlip, gearbox sprocket oil seal | 1        |
| 33       | 57-4783  | Gearbox sprocket - 19T             | 1        |
| 34       | 71-1070  | 'O' ring, gearbox sprocket         | 1        |
| 35       | 57-4909  | Lockwasher                         | 1        |
| 36       | 57-4396  | Locknut                            | 1        |



28

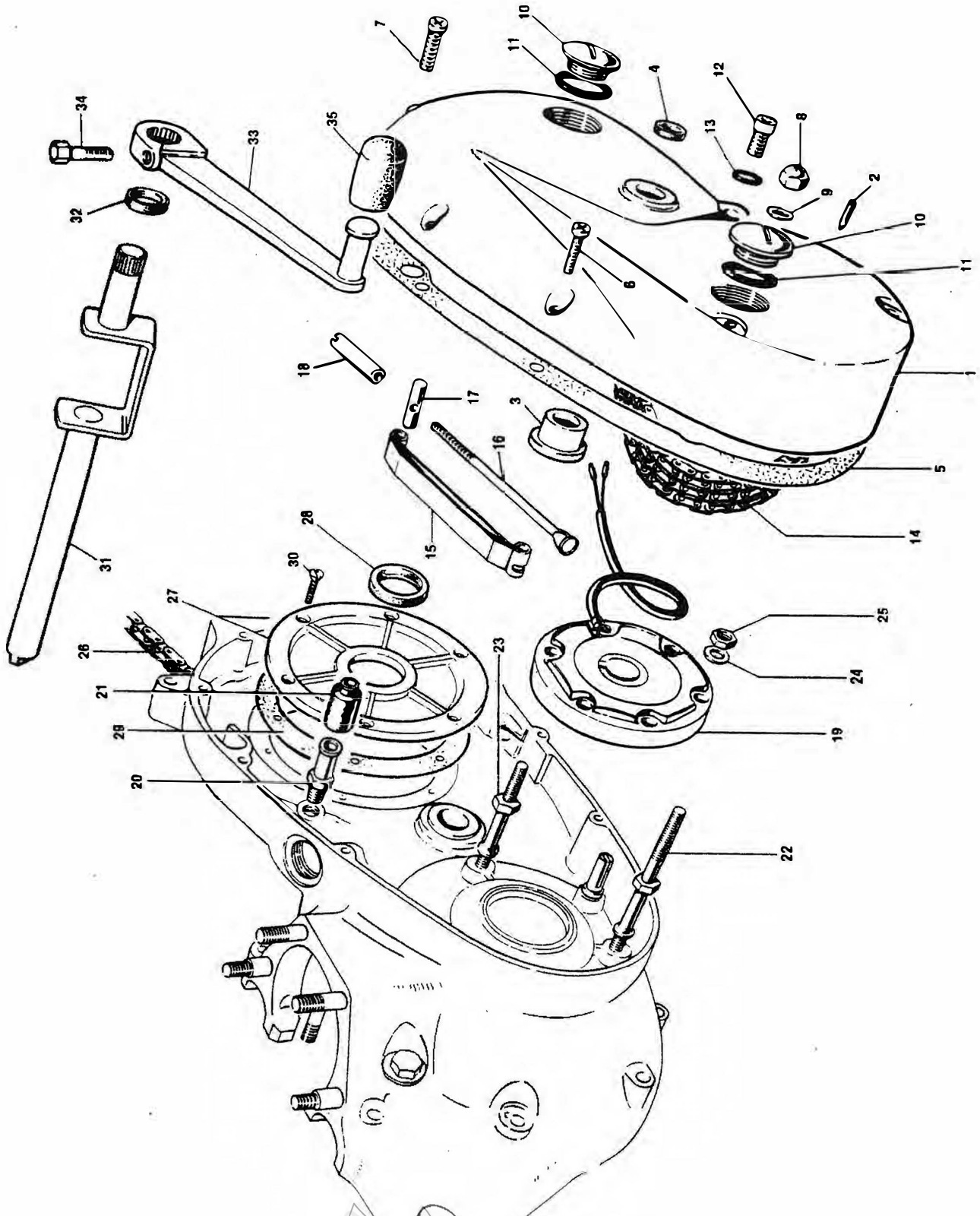


**CLASSIC  
BIKE SPARES**

## CLUTCH

| Ref. No. | Part No. | Description                    | Quantity |
|----------|----------|--------------------------------|----------|
| 1        | 57-4903  | CLUTCH ASSEMBLY COMPLETE       | 1        |
| 2        | 57-4435  | CLUTCH SHOCK ABSORBER ASSEMBLY | 1        |
| 3        | 57-4438  | Clutch centre                  | 1        |
| 4        | 57-4636  | Shock absorber spider          | 1        |
| 5        | 57-4436  | Inner plate                    | 1        |
| 6        | 21-2157  | Bolt                           | 3        |
| 7        | 57-1722  | Drive rubber (large)           | 3        |
| 8        | 57-1723  | Rebound rubber (small)         | 3        |
| 9        | 57-4437  | Outer plate                    | 1        |
| 10       | 57-4640  | Sprocket and housing           | 1        |
| 11       | 57-3929  | Clutch hub                     | 1        |
| 12       | 57-0394  | Roller bearing                 | 20       |
| 13       | 57-3931  | Thrust washer                  | 1        |
| 14       | 57-4763  | Driving plate (bonded)         | 6        |
| 15       | 57-1363  | Driven plate (plain)           | 6        |
| 16       | 57-4590  | Pressure plate                 | 1        |
| 17       | 57-2159  | Adjuster pin                   | 1        |
| 18       | 14-0403  | Nut                            | 1        |
| 19       | 57-4754  | Clutch spring pin              | 3        |
| 20       | 57-4644  | Clutch spring                  | 3        |
| 21       | 57-1931  | Clutch spring cup              | 3        |
| 22       | 57-2526  | Clutch spring pressure nut     | 3        |
| 23       | 60-4253  | Clutch key                     | 1        |
| 24       | 21-7073  | Plain washer                   | 1        |
| 25       | 14-1307  | Clutch securing nut            | 1        |





**CLASSIC  
BIKE SPARES**

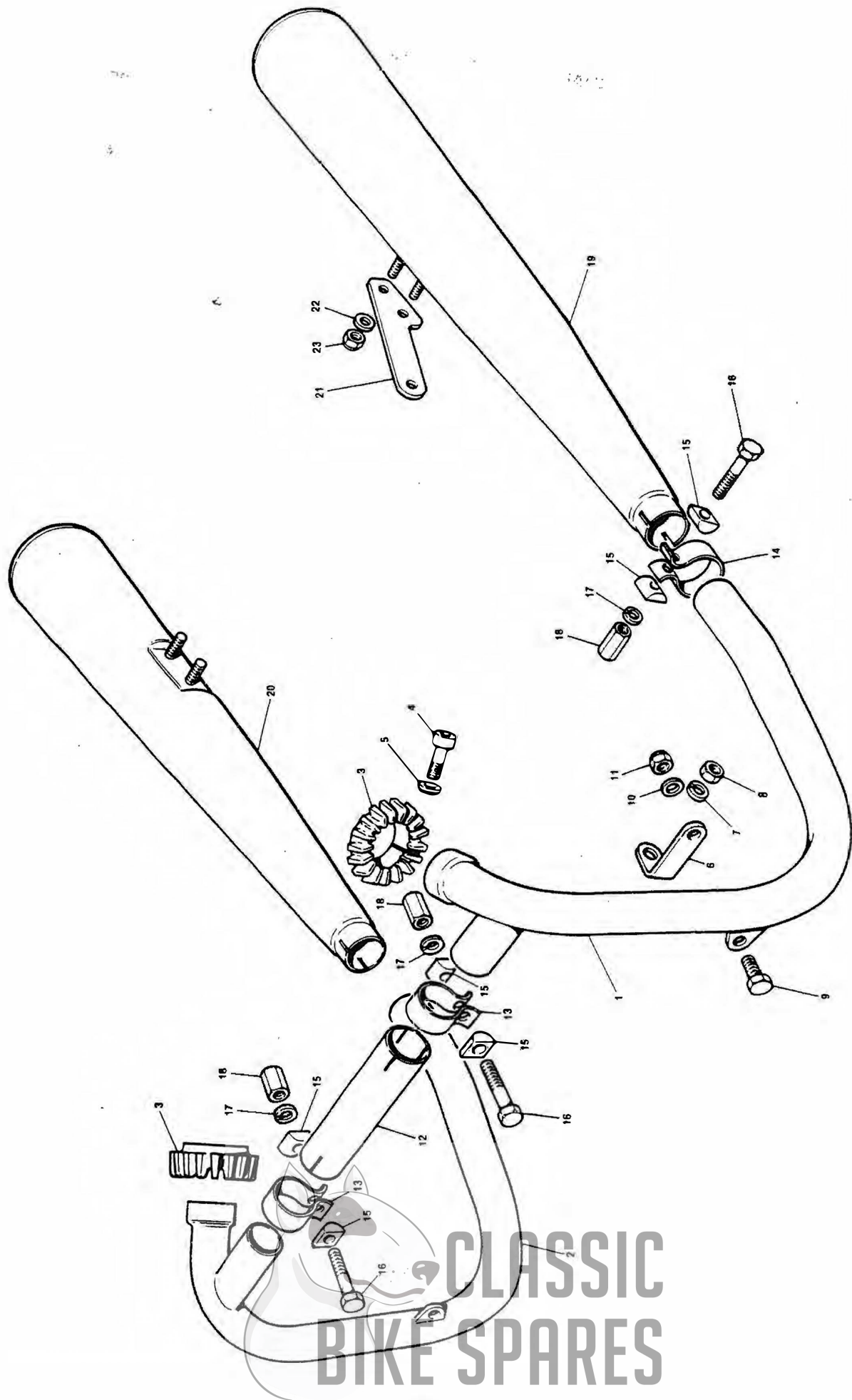




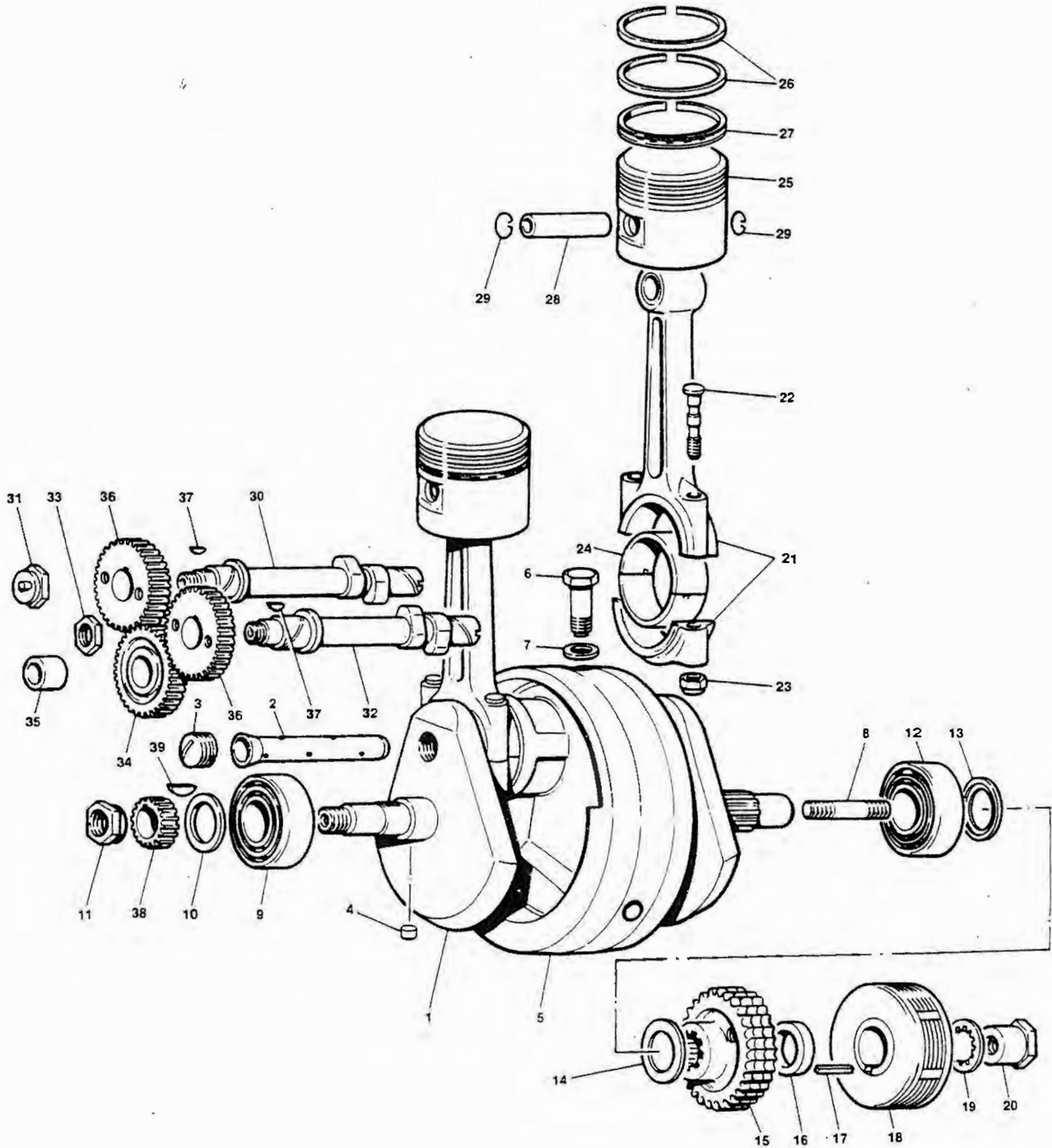
## CHAINCASE AND CHAINS

| Ref. No. | Part No. | Description   | Quantity |
|----------|----------|---|----------|
| 1        | 71-7464  | PRIMARY CHAINCASE COVER                                       | 1        |
| 2        | 71-3892  | Timing pointer  | 1        |
| 3        | 57-7055  | Spindle bush  | 1        |
| 4        | 57-1956  | Oil seal  | 1        |
| 5        | 71-7009  | Joint washer  | 1        |
| 6        | 14-7006  | Screw - $\frac{5}{16}$ in. dia.                               | 6        |
| 7        | 14-7019  | Screw - $\frac{3}{8}$ in. dia.                                | 2        |
| 8        | 21-0544  | Domed nut   | 2        |
| 9        | 82-1880  | Copper washer   | 2        |
| 10       | 71-3895  | Inspection plug   | 2        |
| 11       | 71-3896  | 'O' ring  | 2        |
| 12       | 57-2259  | Drain plug  | 1        |
| 13       | 70-6299  | 'O' ring  | 2        |
| 14       | 60-4125  | Primary chain, $\frac{3}{8}$ in. Triplex x 84 links           | 1        |
| 15       | 70-5085  | Chain tensioner blade   | 1        |
| 16       | 70-4152  | Tie rod   | 1        |
| 17       | 70-5087  | Trunnion  | 1        |
| 18       | 70-9703  | Adjuster sleeve nut   | 1        |
| 19       | 60-7256  | Alternator complete   | 1        |
| 20       | 70-9360  | Sleeve nut  | 1        |
| 21       | 70-4144  | Rubber grommet  | 1        |
| 22       | 21-2199  | Stator stud - long  | 2        |
| 23       | 21-2198  | Stator stud - short   | 1        |
| 24       | 60-2330  | Plain washer  | 3        |
| 25       | 14-1302  | Nut $\frac{5}{16}$ in. UNF - self lock - thin                 | 3        |
| 26       | 60-1915  | Rear chain, $\frac{5}{8}$ in. x $\frac{3}{8}$ in. x 106 links | 1        |
| 27       | 70-3789  | Cover plate   | 1        |
| 28       | 60-3500  | Oil seal  | 1        |
| 29       | 71-1419  | Joint washer  | 1        |
| 30       | 70-3821  | Countersunk screw   | 6        |
| 31       | 57-7062  | Cross-over spindle  | 1        |
| 32       | 60-4442  | Spacer  | 1        |
| 33       | 57-7010  | Gearchange pedal  | 1        |
| 34       | 14-0201  | Bolt  | 1        |
| 35       | 57-2331  | Pedal rubber  | 1        |





CLASSIC  
BIKE SPARES




**CLASSIC  
BIKE SPARES**

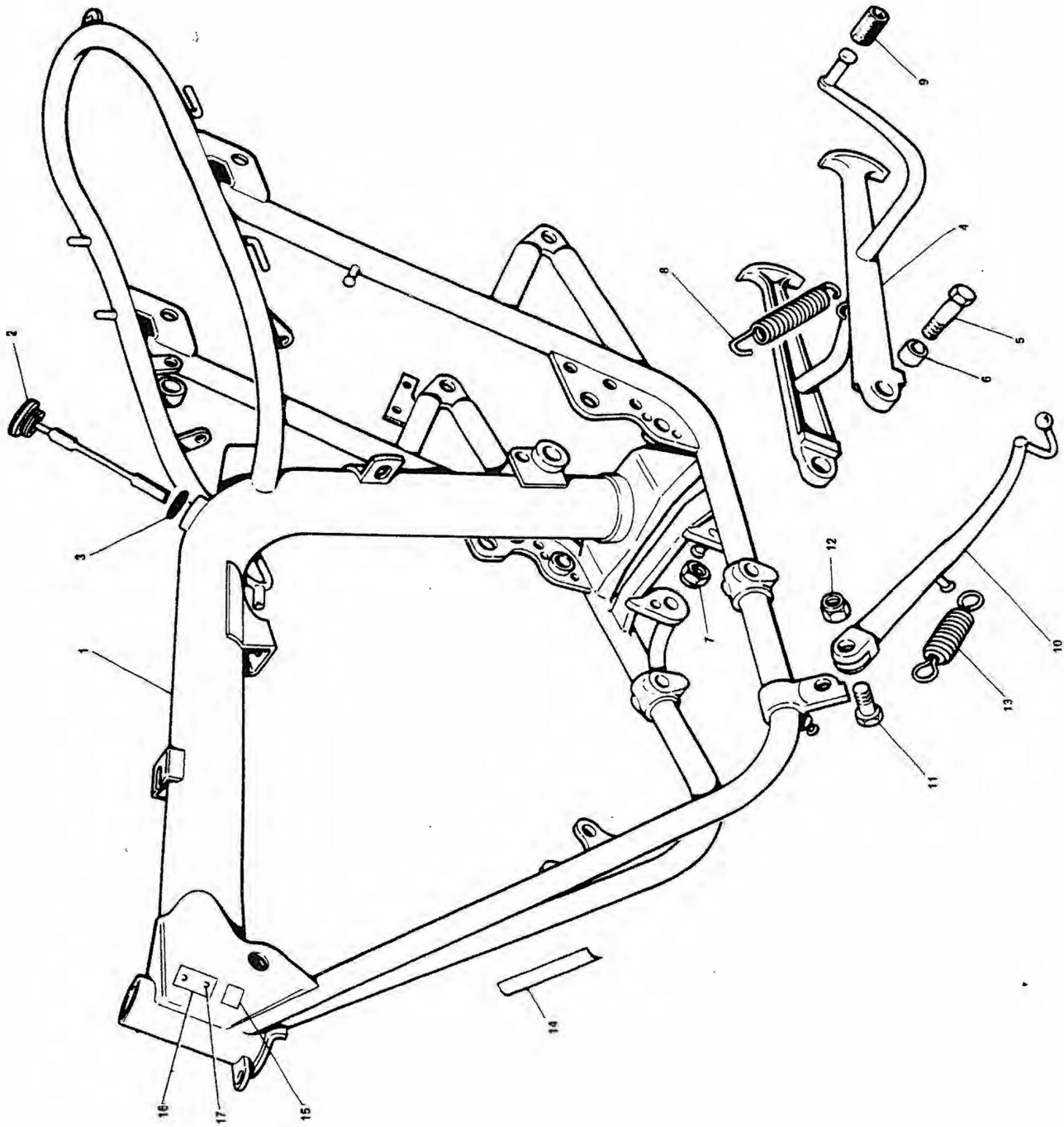


## EXHAUST PIPES & SILENCERS

| Ref. No. | Part No. | Description                           | Quantity |
|----------|----------|---------------------------------------|----------|
| 1        | 71-7507  | Exhaust pipe - left                   | 1        |
| 2        | 71-7508  | Exhaust pipe - right                  | 1        |
| 3        | 71-0216  | Finned clip                           | 2        |
| 4        | 14-1024  | Bolt - finned clip                    | 2        |
| 5        | 70-8860  | Washer - spherical                    | 2        |
| 6        | 70-6857  | Exhaust pipe stay                     | 2        |
| 7        | 60-2428  | Spring washer - exhaust pipe stay nut | 2        |
| 8        | 14-0402  | Nut - stay to front crankcase stud    | 2        |
| 9        | 14-0102  | Screw                                 | 2        |
| 10       | 60-2329  | Plain washer                          | 2        |
| 11       | 14-1301  | Nut                                   | 2        |
| 12       | 70-9888  | Coupling pipe                         | 1        |
| 13       | 70-7512  | Clip - coupling to exhaust pipe       | 2        |
| 14       | 70-5874  | Clip - silencer to exhaust pipe       | 2        |
| 15       | 70-3768  | 'D' washer                            | 8        |
| 16       | 14-0219  | Bolt                                  | 4        |
| 17       | 60-2428  | Spring washer                         | 4        |
| 18       | 21-2177  | Nut                                   | 4        |
| 19       | 72-0007  | Silencer LH                           | 1        |
| 20       | 72-0008  | Silencer RH                           | 1        |
| 21       | 84-0020  | Silencer hangar bracket               | 2        |
| 22       | 60-2330  | Plain washer - silencer to bracket    | 4        |
| 23       | 23-2163  | Nut - silencer to bracket             | 4        |



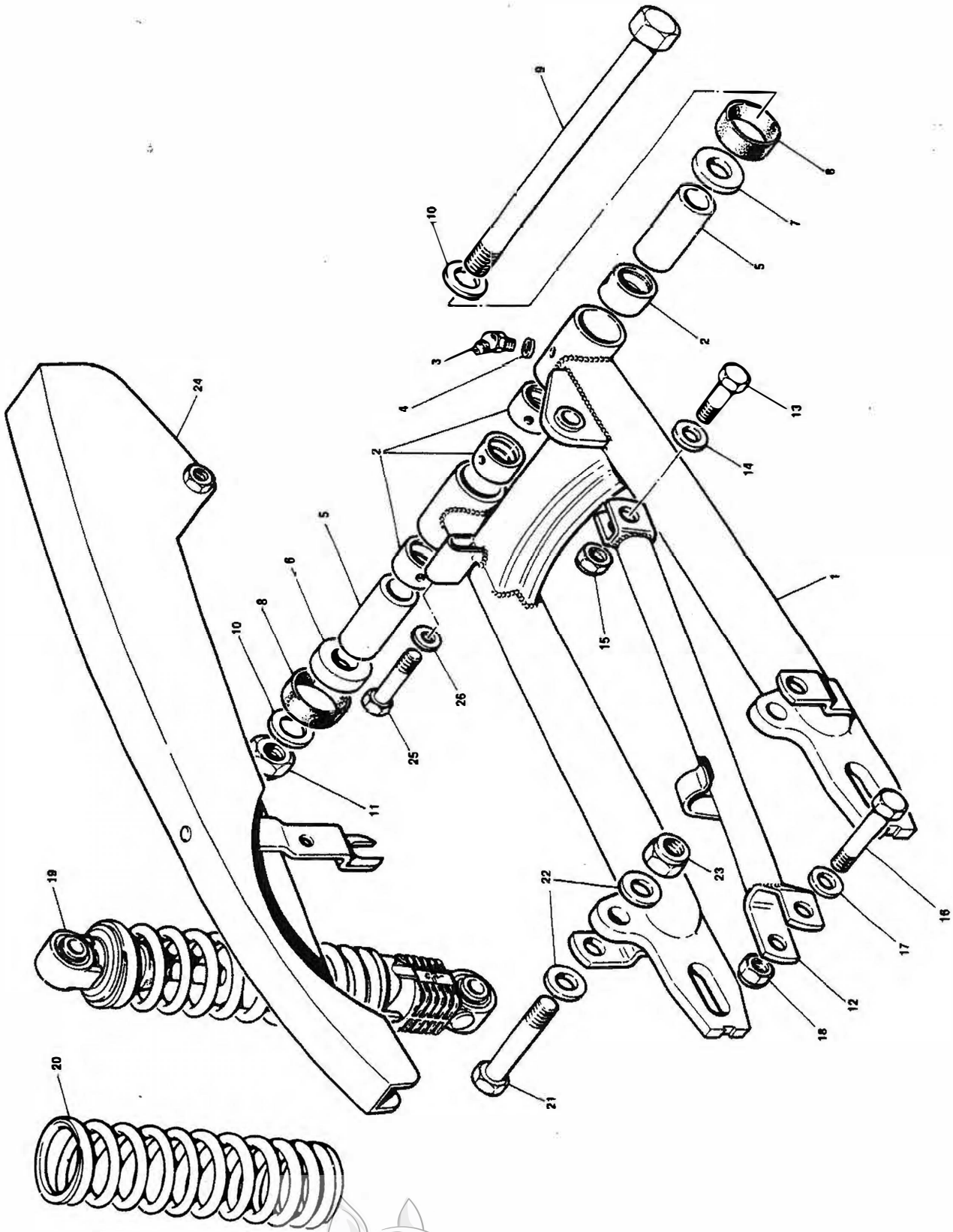




FRAME

| Ref. No. | Part No. | Description  | Quantity |
|----------|----------|--|----------|
| 1        | 84-0001  | Frame  | 1        |
| 2        | 71-2744  | Oil filler cap                                       | 1        |
| 3        | 60-3616  | 'O' ring   | 1        |
| 4        | 83-7532  | Centre stand   | 1        |
| 5        | 14-0147  | Pivot bolt   | 2        |
| 6        | 83-7460  | Pivot bearing bush                                   | 2        |
| 7        | 14-1305  | Nut - pivot bolt                                     | 2        |
| 8        | 83-3793  | Return spring  | 1        |
| 9        | 57-2331  | Pedal rubber   | 1        |
| 10       | 83-7553  | Prop stand   | 1        |
| 11       | 82-7021  | Pivot bolt   | 1        |
| 12       | 14-1303  | Nut - pivot bolt                                     | 1        |
| 13       | 82-8382  | Return spring  | 1        |
| 14       | 60-3361  | Transfer - "Made in England"                         | 1        |
| 15       | 62-0069  | Transfer - 'E' Mark (radio interference suppression) | 1        |
| 16       | 62-0068  | V.I.N. plate   | 1        |
| 17       | 60-4255  | Hammer drive screw                                   | 2        |





**CLASSIC  
BIKE SPARES**

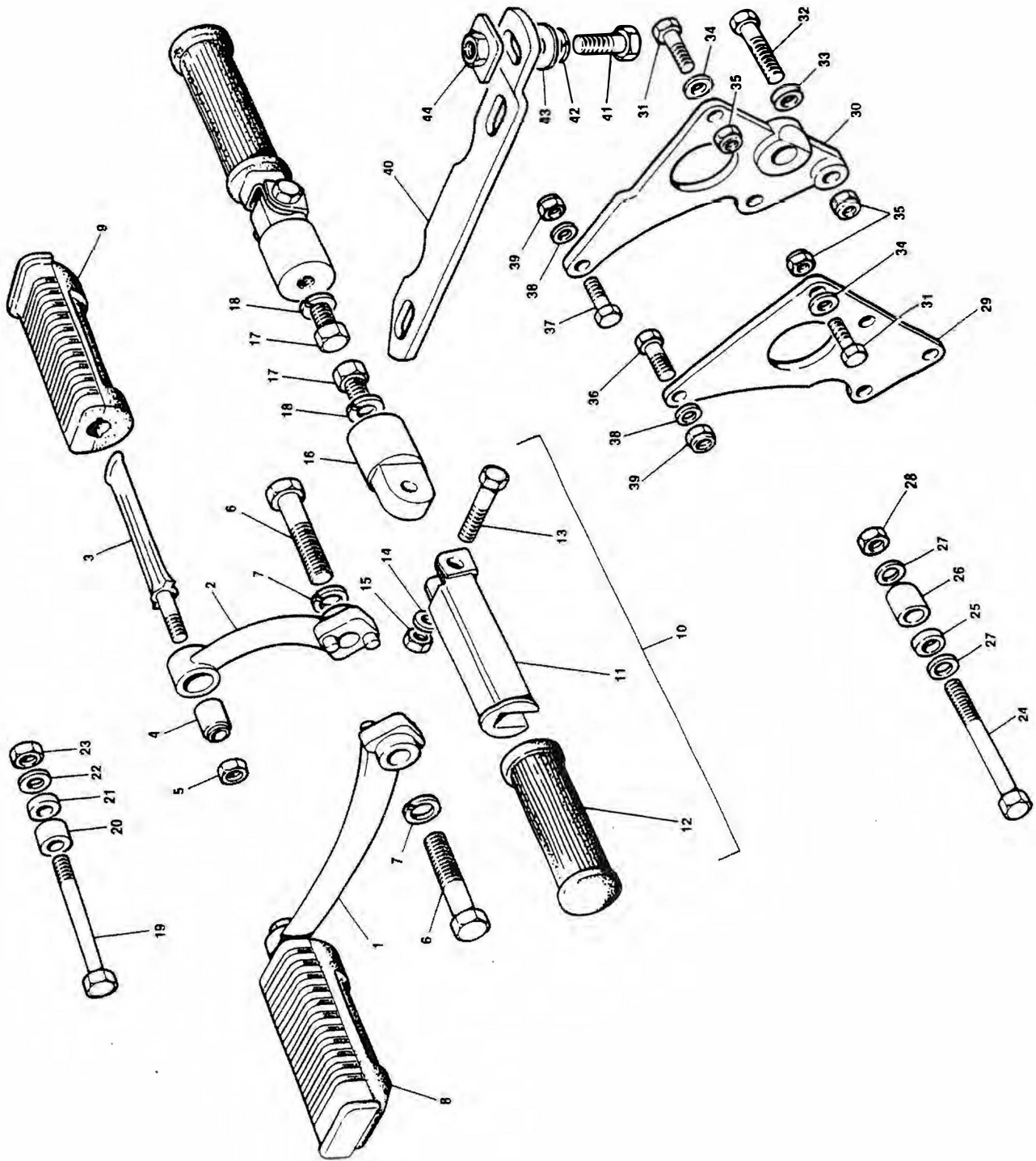


## SWINGING ARM AND SUSPENSION UNITS

| Ref. No. | Part No. | Description                                 | Quantity |
|----------|----------|---|----------|
| 1        | 84-0003  | SWINGING ARM                                | 1        |
| 2        | 83-2521  | Bush  | 4        |
| 3        | 60-7336  | Angled grease nipple                        | 1        |
| 4        | 21-7097  | Copper washer for grease nipple             | 1        |
| 5        | 83-2691  | Swinging arm pivot sleeve                   | 2        |
| 6        | 83-2689  | Distance piece LH (wide)                    | 1        |
| 7        | 83-2690  | Distance piece RH (narrow)                  | 1        |
| 8        | 83-2692  | Dirt excluder                               | 4        |
| 9        | 21-2087  | Pivot bolt - swinging arm                   | 1        |
| 10       | 83-2266  | Washer - swinging arm pivot bolt            | 2        |
| 11       | 14-1307  | Nut - swinging arm pivot bolt               | 1        |
| 12       | 84-0017  | Brake torque stay                           | 1        |
| 13       | 21-7047  | Bolt - torque stay to swinging arm          | 1        |
| 14       | 60-2331  | Washer, torque stay bolt to swinging arm    | 2        |
| 15       | 14-1803  | Nut, torque stay bolt to swinging arm       | 1        |
| 16       | 23-1164  | Bolt - torque stay to caliper               | 1        |
| 17       | 23-1558  | Plain washer - torque stay to caliper bolt  | 1        |
| 18       | 23-2164  | Nut - torque stay to caliper bolt           | 1        |
| 19       | 62-0003  | SUSPENSION UNIT                             | 2        |
| 20       | 00-0011  | Suspension unit spring                      | 2        |
| NI       | 00-0009  | Oil seal kit for suspension unit            | A/R      |
| 21       | 14-0235  | Bolt - damper top and lower fixing          | 4        |
| 22       | 60-2331  | Plain washer - top and lower bolt           | 4        |
| 23       | 14-1203  | Nut - top and lower RH damper bolt          | 3        |
| 23       | 14-1303  | Nut - lower LH damper bolt                  | 1        |
| 24       | 83-2641  | Chain guard                                 | 1        |
| 25       | 14-0206  | Bolt - chain guard front fixing             | 1        |
| 26       | 60-2347  | Plain washer - chainguard front fixing bolt | 1        |





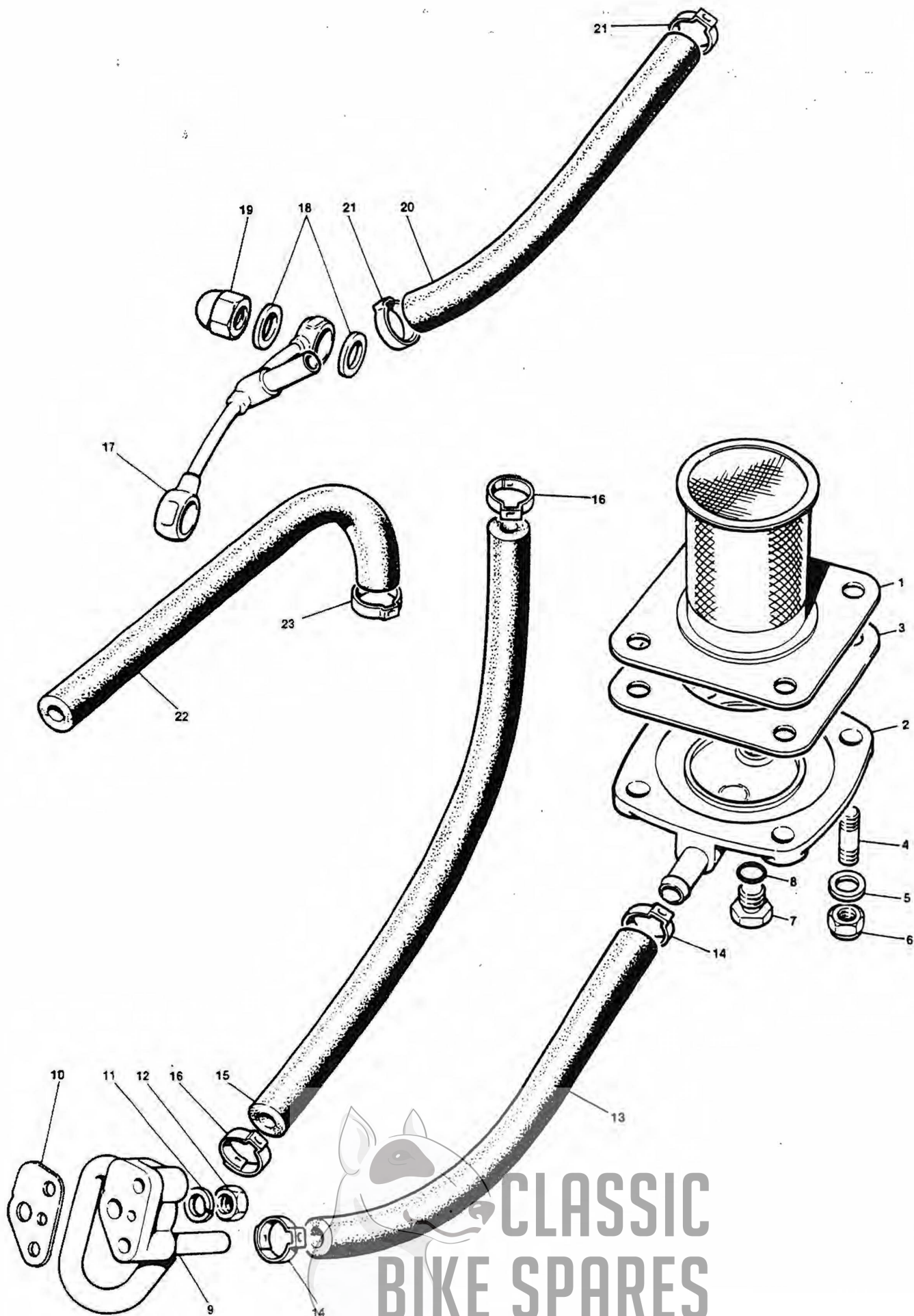


**CLASSIC  
BIKE SPARES**

## FOOTRESTS AND ENGINE MOUNTINGS

| Ref. No. | Part No. | Description                                 | Quantity |
|----------|----------|---|----------|
| 1        | 83-8034  | Footrest LH                                 | 1        |
| 2        | 83-8036  | Footrest RH                                 | 1        |
| 3        | 83-8038  | Footrest peg                                | 2        |
| 4        | 60-7333  | Rubber bush                                 | 2        |
| 5        | 14-1303  | Nut - footrest peg                          | 2        |
| 6        | 14-0259  | Footrest bolt                               | 2        |
| 7        | 60-2421  | Spring washer                               | 2        |
| 8        | 83-7256  | Footrest rubber LH                          | 1        |
| 9        | 83-7259  | Footrest rubber RH                          | 1        |
| 10       | 83-7600  | PILLION FOOTREST ASSEMBLY (LH & RH)         | 2        |
| 11       | 83-7059  | Pedal                                       | 2        |
| 12       | 82-9054  | Pedal rubbers                               | 2        |
| 13       | 14-0216  | Pivot bolt                                  | 2        |
| 14       | 82-9089  | Washer                                      | 2        |
| 15       | 14-1302  | Nut   | 2        |
| 16       | 83-7602  | Pillion footrest hangar                     | 2        |
| 17       | 14-0128  | Bolt - hanger to frame                      | 2        |
| 18       | 60-2419  | Spring washer - hanger to frame bolt        | 2        |
| 19       | 14-0254  | Bolt - front engine mounting                | 1        |
| 20       | 83-2848  | Distance piece LH                           | 1        |
| 21       | 83-2849  | Distance piece RH                           | 1        |
| 22       | 60-2332  | Plain washer - front engine mounting bolt   | 1        |
| 23       | 14-1304  | Nut - front engine mounting bolt            | 1        |
| 24       | 21-2112  | Bolt - lower centre engine mounting         | 1        |
| 25       | 83-2846  | Distance piece LH                           | 1        |
| 26       | 83-2847  | Distance piece RH                           | 1        |
| 27       | 60-2332  | Plain washer - lower centre engine mounting | 2        |
| 28       | 14-1304  | Nut - lower centre engine mounting bolt     | 1        |
| 29       | 83-7009  | Rear engine plate LH                        | 1        |
| 30       | 84-0011  | Rear engine plate RH                        | 1        |
| 31       | 14-0115  | Bolt - rear engine plate to frame           | 4        |
| 32       | 14-0216  | Bolt - rear engine plate to frame           | 1        |
| 33       | 22-0011  | Roller washer - brake pedal spring abutment | 1        |
| 34       | 60-2330  | Plain washer - engine plate to frame bolts  | 9        |
| 35       | 14-1302  | Nut - rear engine plate to frame bolts      | 5        |
| 36       | 14-0220  | Bolt LH, engine to rear engine plates       | 2        |
| 37       | 14-0221  | Bolt RH, engine to rear engine plates       | 2        |
| 38       | 60-2321  | Plain washer - rear engine mounting bolt    | 8        |
| 39       | 14-1302  | Nut - rear engine mounting bolt             | 4        |
| 40       | 83-7467  | Steady bracket - engine to frame            | 1        |
| 41       | 14-0128  | Bolt - steady bracket to frame              | 1        |
| 42       | 60-2419  | Spring washer - steady bracket bolt         | 1        |
| 43       | 60-2331  | Plain washer - steady bracket bolt          | 1        |
| 44       | 83-4086  | Attachment plate - steady bracket to frame  | 1        |





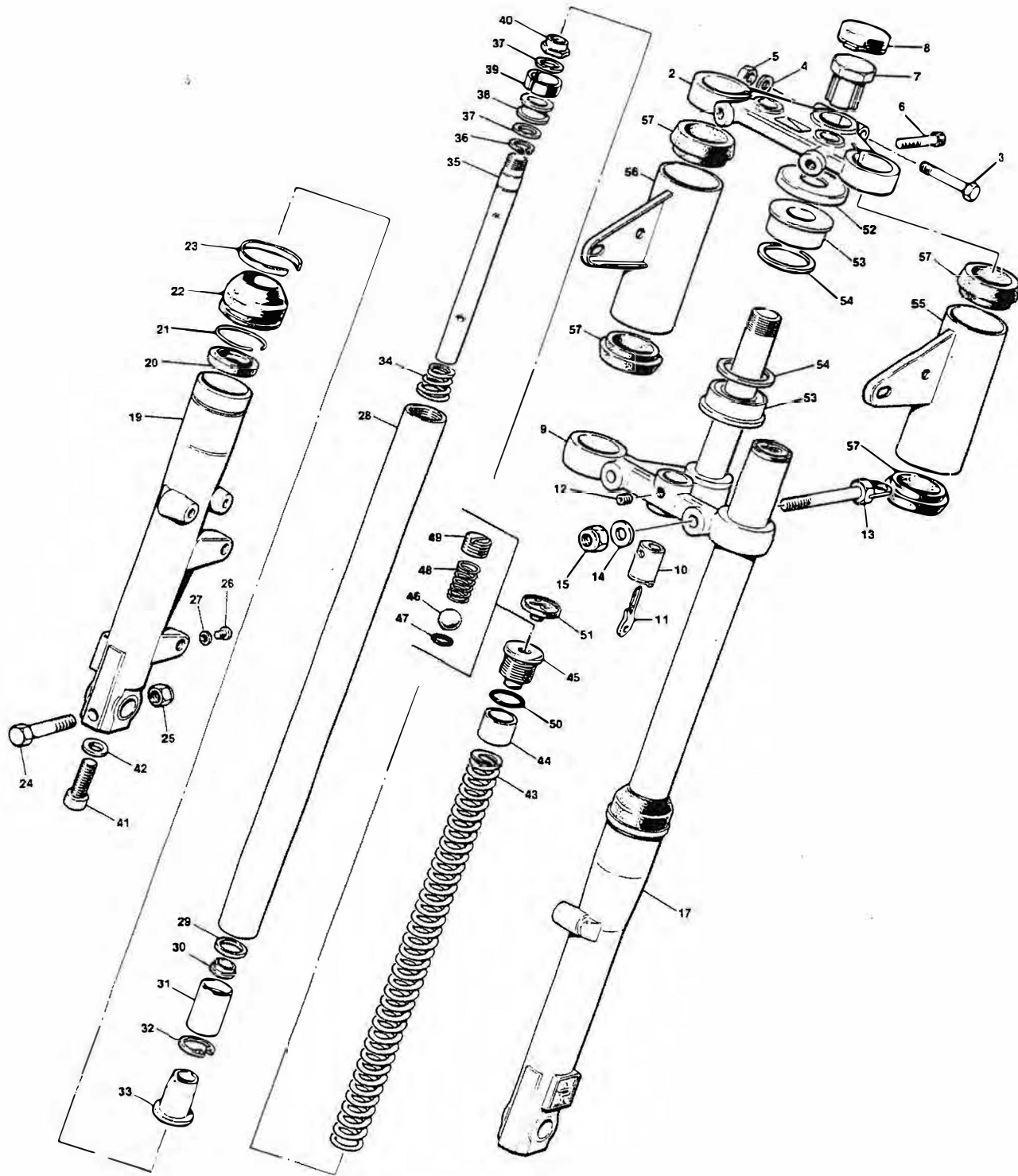
CLASSIC  
BIKE SPARES

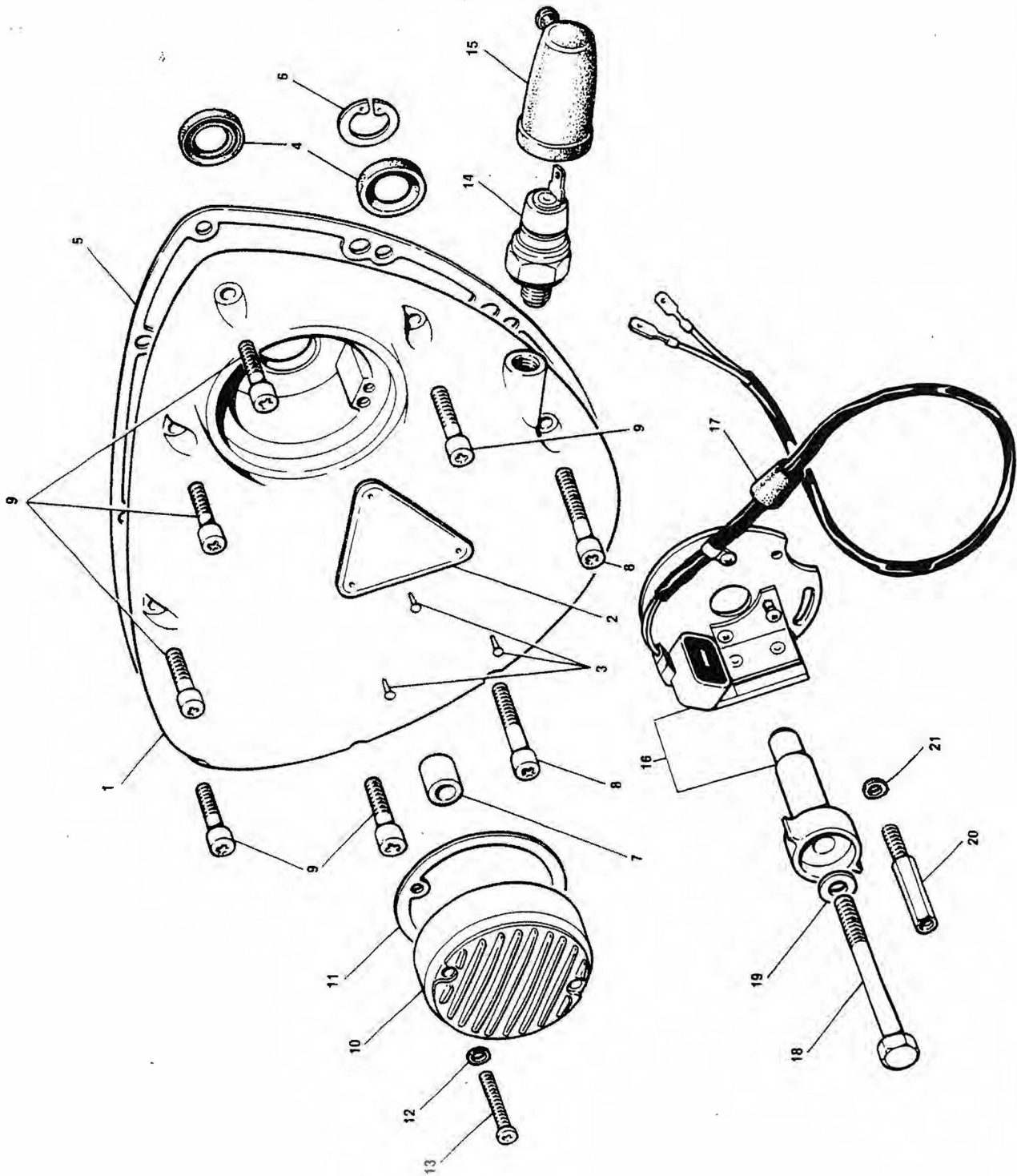
## OIL FILTER AND OIL FEED PIPES

| Ref. No. | Part No. | Description                              | Quantity |
|----------|----------|--|----------|
| 1        | 84-0027  | Oil Filter                               | 1        |
| 2        | 71-7584  | Sump plate                               | 1        |
| 3        | 83-2829  | Gasket - sump plate to frame             | 2        |
| 4        | 21-2109  | Stud - sump plate to frame               | 4        |
| 5        | 60-2330  | Plain washer                             | 4        |
| 6        | 14-1302  | Nut - self lock                          | 4        |
| 7        | 21-1872  | Drain plug                               | 1        |
| 8        | 37-3761  | 'O' ring                                 | 1        |
| 9        | 71-7176  | Oil junction block                       | 1        |
| 10       | 71-3754  | Joint washer                             | 1        |
| 11       | 70-3446  | Spring washer                            | 1        |
| 12       | 21-1908  | Nut                                      | 1        |
| 13       | 71-7015  | Oil feed pipe                            | 1        |
| 14       | 60-4429  | 'Ear' clip - feed pipe                   | 2        |
| 15       | 71-7058  | Oil return pipe                          | 1        |
| 16       | 60-4428  | 'Ear' clip - return pipe                 | 2        |
| 17       | 71-3550  | Rocker oil pipe                          | 1        |
| 18       | 70-1335  | Copper washer                            | 4        |
| 19       | 21-0550  | Domed nut                                | 4        |
| 20       | 71-3551  | Rocker feed pipe                         | 1        |
| 21       | 60-4428  | 'Ear' clamp - rocker feed pipe           | 2        |
| 22       | 83-7154  | Oil tank vent pipe - rocker box to frame | 1        |
| 23       | 60-7557  | 'Ear' clip - vent pipe at rocker box     | 1        |









CLASSIC  
BIKE SPARES



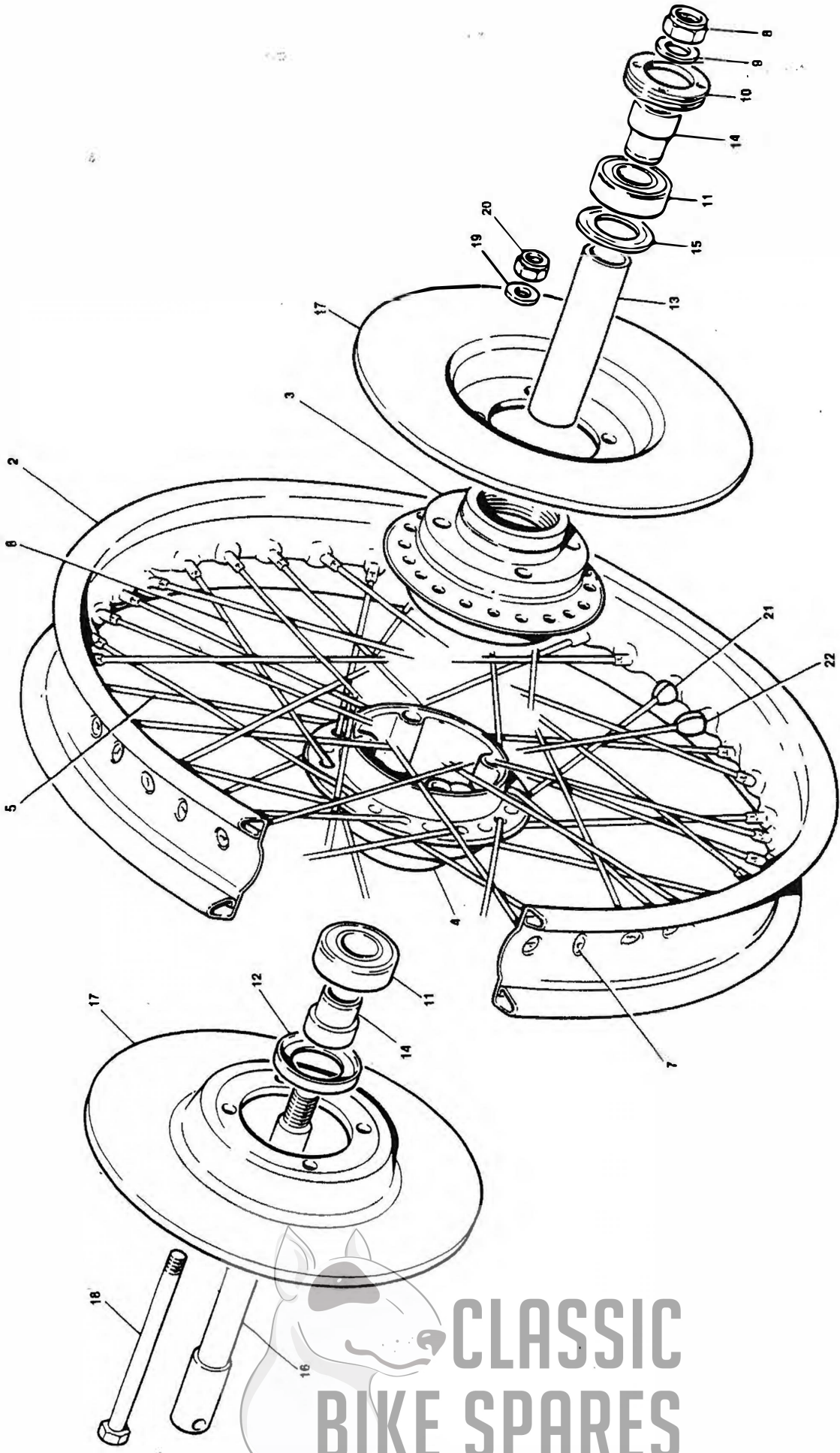
## TELESCOPIC FRONT FORK

| Ref. No. | Part No. | Description                               | Quantity |
|----------|----------|---|----------|
| 1        | 98-0001  | FRONT FORK ASSEMBLY                       | 1        |
| 2        | 98-0005  | Top yoke                                  | 1        |
| 3        | 14-0234  | Pinch bolt                                | 1        |
| 4        | 60-2331  | Plain washer                              | 1        |
| 5        | 14-1303  | Nut                                       | 1        |
| 6        | 14-1034  | Cap screw                                 | 2        |
| 7        | 97-7070  | Steering stem nut                         | 1        |
| 8        | 97-7071  | Cap for steering stem nut                 | 1        |
| 9        | 98-0002  | Bottom yoke and stem                      | 1        |
| 10       | 60-7271  | Lock c/w 2 keys                           | 1        |
| 11       | 60-0623  | Key (state serial number)                 | A/R      |
| 12       | 21-0578  | Grub screw - lock fixing                  | 1        |
| 13       | 97-4476  | Pinch bolt                                | 2        |
| 14       | 82-2184  | Plain washer                              | 4        |
| 15       | 14-1303  | Nut                                       | 2        |
| 16       | 98-0006  | FORK LEG ASSEMBLY L.H.                    | 1        |
| 17       | 00-0046  | Fork bottom member L.H.                   | 1        |
| 18       | 98-0007  | FORK LEG ASSEMBLY R.H.                    | 1        |
| 19       | 00-0047  | Fork bottom member R.H.                   | 1        |
| 20       | 00-0005  | Oil seal                                  | 2        |
| 21       | 00-0007  | Circlip                                   | 2        |
| 22       | 00-0006  | Dust excluder sleeve                      | 2        |
| 23       | 00-0008  | Clip for dust excluder sleeve             | 2        |
| 24       | 00-0048  | Clamp bolt                                | 1        |
| 25       | 00-0049  | Nut for clamp bolt                        | 1        |
| 26       | 00-0003  | Drain plug                                | 2        |
| 27       | 00-0004  | Sealing washer for drain plug             | 2        |
| 28       | 00-0050  | Fork stanchion                            | 2        |
| 29       | 00-0051  | Damper sleeve abutment                    | 2        |
| 30       | 00-0052  | Damper control valve                      | 2        |
| 31       | 00-0053  | Damper sleeve                             | 2        |
| 32       | 00-0054  | Circlip                                   | 2        |
| 33       | 00-0055  | Base valve                                | 2        |
| 34       | 00-0056  | Recoil spring                             | 2        |
| 35       | 00-0057  | Damper tube                               | 2        |
| 36       | 00-0058  | Circlip                                   | 2        |
| 37       | 00-0059  | Piston washer                             | 4        |
| 38       | 00-0060  | Piston                                    | 2        |
| 39       | 00-0061  | Piston sleeve                             | 2        |
| 40       | 00-0062  | Spring collar                             | 2        |
| 41       | 00-0063  | Damper retaining screw                    | 2        |
| 42       | 00-0064  | Sealing washer                            | 2        |
| 43       | 00-0065  | Main spring                               | 2        |
| 44       | 00-0066  | Spring spacer                             | 2        |
| 45       | 00-0067  | TOP NUT ASSEMBLY                          | 2        |
| 46       | 00-0068  | Ball valve                                | 2        |
| 47       | 00-0069  | 'O' ring                                  | 2        |
| 48       | 00-0070  | Ball valve spring                         | 2        |
| 49       | 00-0071  | Retainer                                  | 2        |
| 50       | 00-0002  | 'O' ring                                  | 2        |
| 51       | 00-0001  | Cap screw                                 | 2        |
| 52       | 97-4028  | Dust cover                                | 1        |
| 53       | 97-4031  | Taper roller bearing                      | 2        |
| 54       | 83-2007  | Bearing abutment ring                     | 2        |
| 55       | 97-7198  | Headlamp mounting bracket L.H.            | 1        |
| 56       | 97-7199  | Headlamp mounting bracket R.H.            | 1        |
| 57       | 97-7119  | Rubber mounting sleeve - headlamp bracket | 4        |



CLASSIC  
BIKE SPARES





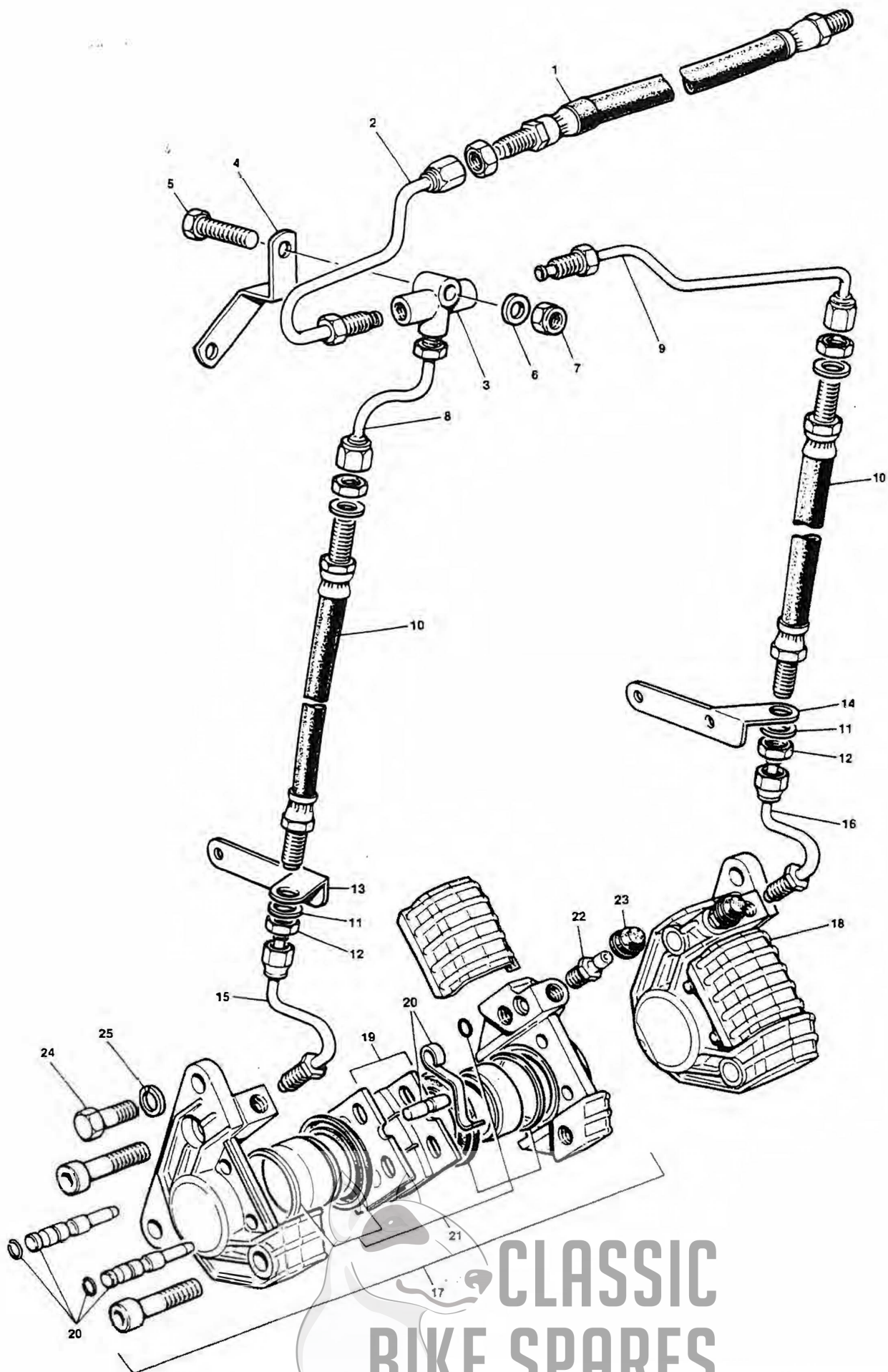
 **CLASSIC  
BIKE SPARES**



## FRONT WHEEL

| Ref. No. | Part No. | Description                  | Quantity |
|----------|----------|------------------------------|----------|
| 1        | 38-0004  | RIM, SPOKES AND HUB ASSEMBLY | 1        |
| 2        | 37-4129  | Rim WM2 x 19                 | 1        |
| 3        | 37-7058  | Hub - left half              | 1        |
| 4        | 38-0005  | Hub - right half             | 1        |
| 5        | 37-4131  | Spoke - outer                | 20       |
| 6        | 37-4130  | Spoke - inner                | 20       |
| 7        | 37-2294  | Nipple                       | 40       |
| 8        | 14-1307  | Nut - wheel spindle          | 1        |
| 9        | 83-2266  | Washer                       | 1        |
| 10       | 37-4134  | Lockring - left              | 1        |
| 11       | 37-7041  | Bearing                      | 2        |
| 12       | 37-7054  | Dust cover - right           | 1        |
| 13       | 38-0006  | Spacer tube                  | 1        |
| 14       | 38-0007  | Bearing bush                 | 2        |
| 15       | 37-4135  | Shim washer                  | 1        |
| 16       | 38-0008  | Wheel spindle                | 1        |
| 17       | 38-0009  | Brake disc                   | 2        |
| 18       | 21-7085  | Bolt - disc to hub           | 4        |
| 19       | 60-2331  | Plain washer                 | 8        |
| 20       | 14-1203  | Nut - bolt disc to hub       | 4        |
| 21       | 37-3969  | Balance weight - short       | A/R      |
| 22       | 37-3970  | Balance weight - long        | A/R      |



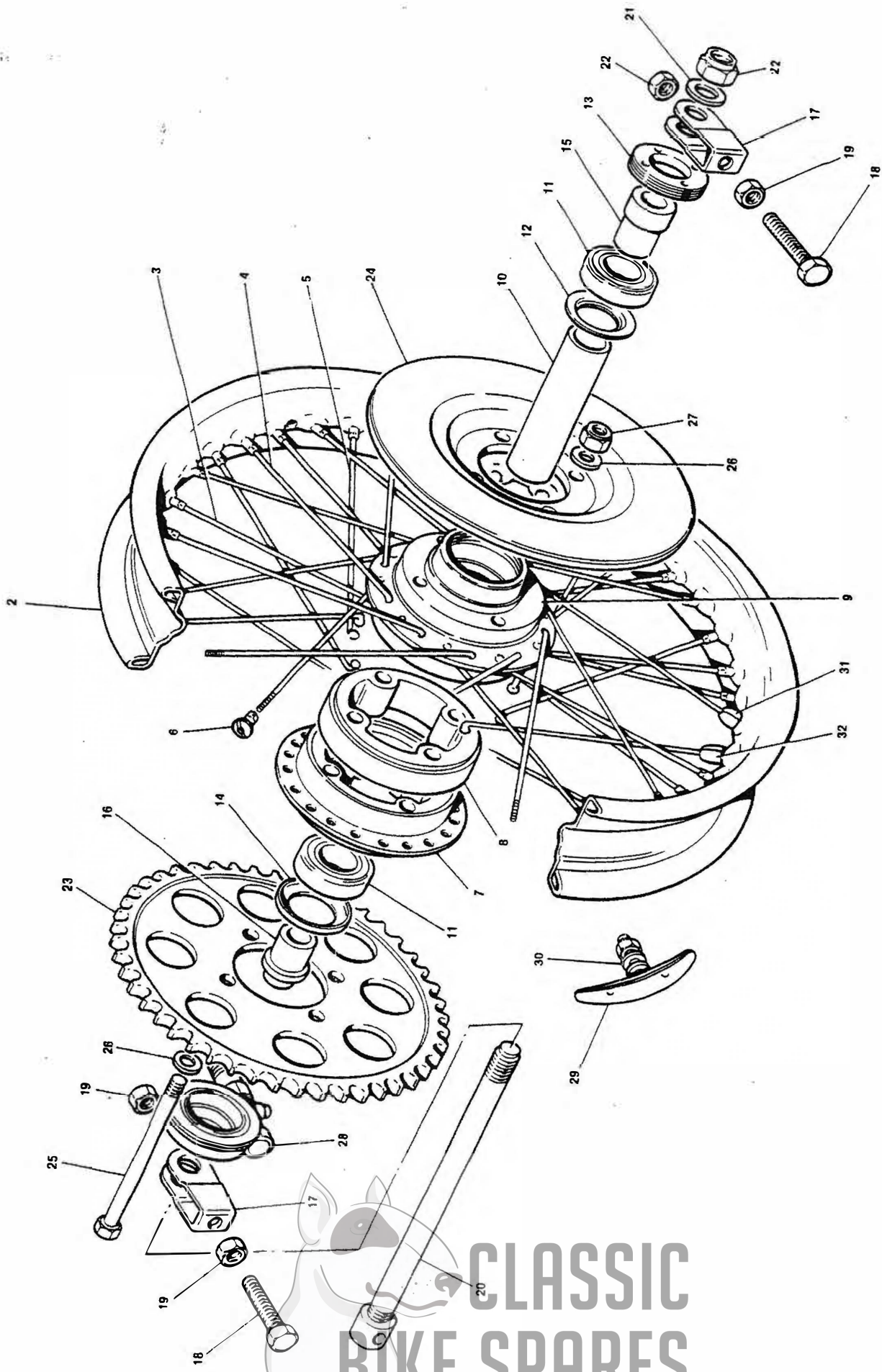


CLASSIC  
BIKE SPARES

## FRONT BRAKE

| Ref. No. | Part No. | Description   | Quantity |
|----------|----------|---|----------|
| 1        | 62-0017  | Brake hose - low handle bar (c/w nut)                               | 1        |
| 1        | 62-0018  | Brake hose - high handlebar (c/w nut)                               | A        |
| 2        | 60-7494  | Brake pipe - top yoke to 3 way junction block                       | 1        |
| 3        | 60-7176  | Junction block - 3 way  | 1        |
| 4        | 98-0011  | Mounting bracket - 3 way junction block                             | 1        |
| 5        | 14-0105  | Screw - junction block to bracket                                   | 1        |
| 6        | 60-2329  | Plain washer  | 1        |
| 7        | 14-1301  | Nut - junction block to bracket screw                               | 1        |
| 8        | 60-7178  | Bundy tube L.H. - junction block to<br>L.H. brake hose              | 1        |
| 9        | 60-7495  | Bundy tube R.H. - junction block to<br>R.H. brake hose              | 1        |
| 10       | 62-0020  | Brake hose - bundy tube to fork leg bracket<br>(c/w nut and washer) | 2        |
| 11       | 70-2288  | Washer - brake hose to fork leg bracket                             | 2        |
| 12       | 14-0403  | Nut - brake hose to fork leg bracket                                | 2        |
| 13       | 98-0009  | Fork leg bracket L.H.   | 1        |
| 14       | 98-0010  | Fork leg bracket R.H.   | 1        |
| 15       | 62-0041  | Bundy tube L.H. - fork leg bracket to L.H. caliper                  | 1        |
| 16       | 62-0042  | Bundy tube R.H. - fork leg bracket to R.H. caliper                  | 1        |
| 17       | 62-0014  | CALIPER L.H. c/w brake pads   | 1        |
| 18       | 62-0015  | CALIPER R.H. c/w brake pads   | 1        |
| 19       | 00-0042  | Brake pad kit (1 pair)  | A/R      |
| 20       | 00-0083  | Spring and pin kit  | A/R      |
| 21       | 00-0043  | Replacement seals kit   | A/R      |
| 22       | 00-0044  | Bleed nipple  | 2        |
| 23       | 00-0045  | Cover for bleed nipple  | 2        |
| 24       | 22-0014  | Bolt - caliper mounting   | 4        |
| 25       | 60-2419  | Spring washer - caliper mounting bolt                               | 4        |





CLASSIC  
BIKE SPARES



|                                 | Page  |                                     | Page  |
|---------------------------------|-------|-------------------------------------|-------|
| AIR CLEANER .....               | 59    | OIL PIPES .....                     | 41    |
| ALTERNATOR.....                 | 31    | OIL PUMP .....                      | 15    |
| AMAL CARBURETTOR.....           | 19    | OIL PRESSURE RELEASE VALVE .....    | 15    |
| <br>                            |       | <br>                                |       |
| BATTERY CARRIER .....           | 75    | PETROL TANK.....                    | 55,57 |
| BRAKE SWITCH .....              | 65,73 | PISTONS, OVERSIZE & RING SETS ..... | 9     |
| BREATHER PIPES .....            | 41,59 | PISTONS.....                        | 11    |
| <br>                            |       | PROP STAND .....                    | 35    |
| CAMSHAFT, INLET & EXHAUST ..... | 11    | PUSH ROD COVER TUBES.....           | 17    |
| CARBURETTOR .....               | 19    | PUSH RODS.....                      | 17    |
| CENTRE STAND .....              | 35    | <br>                                |       |
| CHAINS.....                     | 31    | REAR BRAKE.....                     | 51    |
| CHAINCASE .....                 | 31    | REAR WHEEL.....                     | 49    |
| CLUTCH .....                    | 29    | RECTIFIER .....                     | 73    |
| CLUTCH LEVER ASSEMBLY .....     | 65    | ROCKERS.....                        | 17    |
| COIL.....                       | 73    | <br>                                |       |
| CONNECTING RODS .....           | 11    | SERVICE TOOLS.....                  | 8     |
| CONTROL CABLES .....            | 67    | SIDE PANELS.....                    | 59    |
| CONTROL LEVERS.....             | 65    | SILENCERS .....                     | 33    |
| CRANKCASE.....                  | 13    | SPARK PLUG .....                    | 73    |
| CRANKSHAFT .....                | 11    | SPEEDOMETER.....                    | 71    |
| CYLINDERS .....                 | 17    | SPEEDOMETER GEARBOX .....           | 49    |
| CYLINDER HEAD .....             | 17    | SUSPENSION UNITS .....              | 37    |
| <br>                            |       | SWINGING FORK .....                 | 37    |
| ELECTRICAL .....                | 73    | SWITCHES.....                       | 65    |
| ENGINE PLATES .....             | 39    | <br>                                |       |
| ENGINE TORQUE STAY .....        | 39    | TACHOMETER .....                    | 71,75 |
| EXHAUST PIPES.....              | 75    | TACHOMETER GEARBOX .....            | 71    |
| <br>                            |       | TAIL LAMP.....                      | 63    |
| FLASHERS .....                  | 75    | TAPPETS .....                       | 17    |
| FOOTRESTS .....                 | 39    | TIMING COVER .....                  | 21    |
| FRAME .....                     | 35    | TIMING GEARS .....                  | 11    |
| FRONT BRAKE .....               | 47    | TOOL KIT .....                      | 69    |
| FRONT FORKS .....               | 43    | TWIN SEAT .....                     | 53    |
| FRONT WHEEL .....               | 45    | <br>                                |       |
| <br>                            |       | VALVES .....                        | 17    |
| GASKET SETS.....                | 9     | VALVE GUIDES .....                  | 17    |
| GEARBOX .....                   | 23,25 | VALVE GUIDE SETS .....              | 9     |
|                                 | 27    | <br>                                |       |
| INDEX .....                     | 76,77 | WIRING HARNESS.....                 | 75    |
|                                 | 78,79 | <br>                                |       |
| <br>                            |       | ZENER DIODE .....                   | 73    |
| HANDLEBARS.....                 | 65    |                                     |       |
| HEADLAMP .....                  | 75    |                                     |       |
| HORN .....                      | 73    |                                     |       |
| <br>                            |       |                                     |       |
| KICKSTARTER .....               | 27    |                                     |       |
| <br>                            |       |                                     |       |
| MUDGUARDS .....                 | 61    |                                     |       |



**CLASSIC  
BIKE SPARES**

## REAR WHEEL

| Ref. No. | Part No. | Description                         | Quantity |
|----------|----------|-------------------------------------|----------|
| 1        | 37-7061  | RIM, SPOKES AND HUB ASSEMBLY        | 1        |
| 2        | 37-7030  | Rim WM3 x 18                        | 1        |
| 3        | 37-7031  | Spoke - inner                       | 20       |
| 4        | 37-7032  | Spoke - outer R.H.                  | 10       |
| 5        | 37-7033  | Spoke - outer L.H.                  | 10       |
| 6        | 37-7034  | Nipple                              | 40       |
| 7        | 37-7047  | Hub - left                          | 1        |
| 8        | 37-7063  | Centre spacer - hub                 | 1        |
| 9        | 37-7062  | Hub - right                         | 1        |
| 10       | 37-7051  | Bearing spacer tube                 | 1        |
| 11       | 37-7041  | Bearing                             | 2        |
| 12       | 37-4135  | Retaining washer                    | 1        |
| 13       | 37-7055  | Lockring R.H.                       | 1        |
| 14       | 37-7054  | Dust cover L.H.                     | 1        |
| 15       | 37-7111  | Spacer R.H. bearing                 | 1        |
| 16       | 37-7052  | Spacer L.H. bearing                 | 1        |
| 17       | 37-7127  | Chain adjuster                      | 2        |
| 18       | 14-0118  | Screw - chain adjuster              | 2        |
| 19       | 14-0302  | Nut - chain adjuster                | 4        |
| 20       | 37-7113  | Wheel spindle                       | 1        |
| 21       | 83-2266  | Washer - wheel spindle nut          | 1        |
| 22       | 14-1307  | Nut - wheel spindle                 | 1        |
| 23       | 37-7072  | Sprocket 45T                        | 1        |
| 24       | 38-0009  | Brake disc                          | 1        |
| 25       | 21-7041  | Bolt - disc and sprocket to hub     | 4        |
| 26       | 60-2331  | Plain washer                        | 8        |
| 27       | 14-1203  | Nut - disc and sprocket to hub bolt | 4        |
| 28       | 60-7091  | Speedometer drive gearbox           | 1        |
| 29       | 37-3468  | Security bolt c/w nut               | 1        |
| 30       | 22-0036  | Leather washer at security bolt     | 1        |
| 31       | 37-3969  | Balance weight - short              | A/R      |
| 32       | 37-3970  | Balance weight - long               | A/R      |



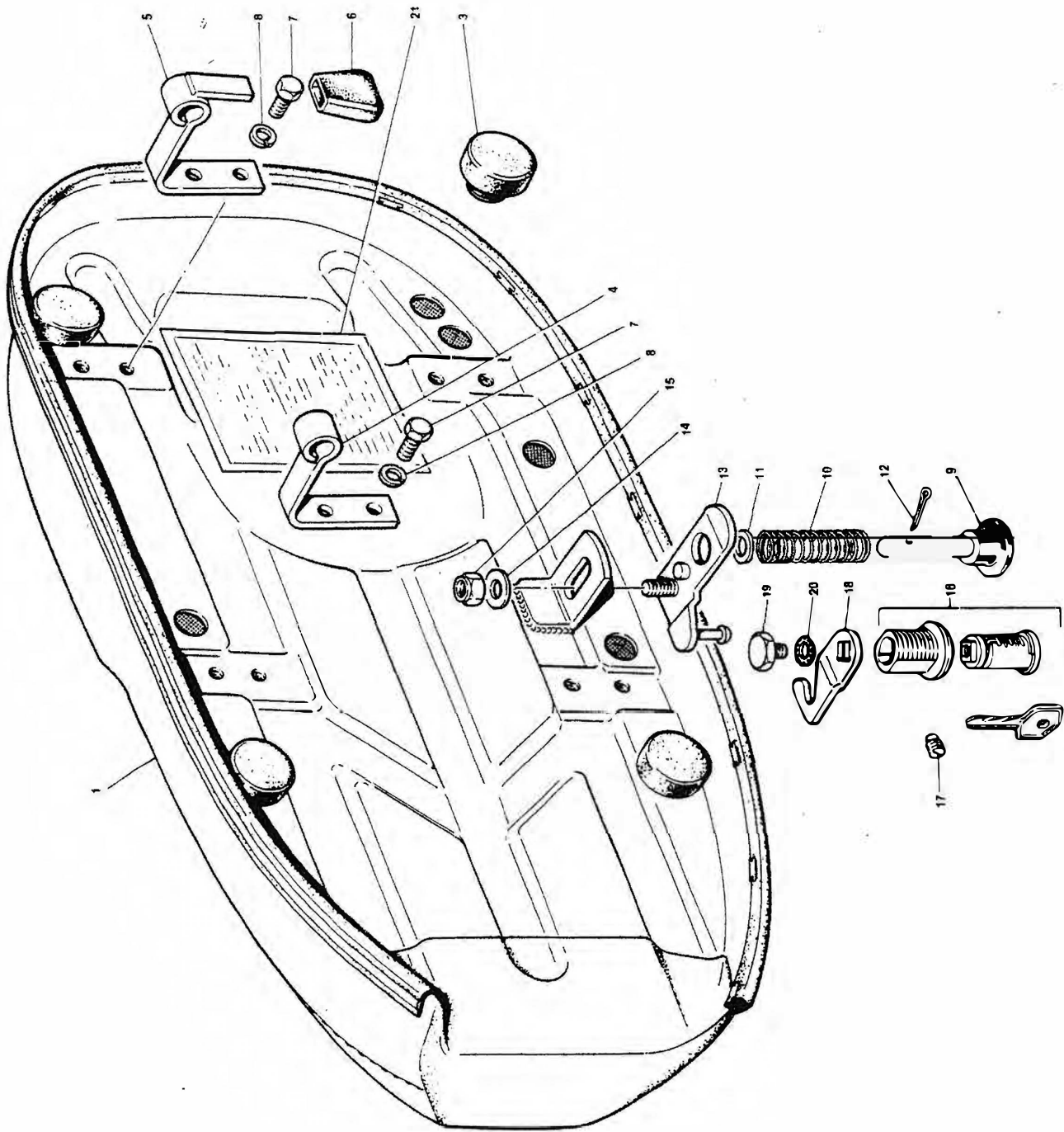


## REAR BRAKE

| Ref. No. | Part No. | Description  | Quantity |
|----------|----------|--|----------|
| 1        | 83-8333  | REAR BRAKE PEDAL                                     | 1        |
| 2        | 60-7631  | Bush   | 2        |
| 3        | 14-0105  | Screw - stop adjuster                                | 1        |
| 4        | 14-0401  | Locknut - adjuster stop screw                        | 1        |
| 5        | 22-0012  | Screw - stop switch operation                        | 1        |
| 6        | 23-2001  | Locknut - stop switch operating screw                | 1        |
| 7        | 84-0013  | Brake pedal spindle                                  | 1        |
| 8        | 60-2333  | Plain washer - pedal spindle                         | 1        |
| 9        | 14-1305  | Nut - pedal spindle to L.H. rear engine plate        | 1        |
| 10       | 82-4299  | Plain washer - brake pedal retention                 | 1        |
| 11       | 14-1302  | Nut - brake pedal to spindle                         | 1        |
| 12       | 60-7658  | Nut cap  | 1        |
| 13       | 84-0015  | Brake rod  | 1        |
| 14       | 83-8052  | Brake rod end  | 2        |
| 15       | 14-0401  | Locknut - brake rod end                              | 2        |
| 16       | 83-8054  | Pivot pin  | 2        |
| 17       | 70-3302  | Plain washer   | 2        |
| 18       | 60-2701  | Split pin  | 2        |
| 19       | 60-7626  | REAR MASTER CYLINDER                                 | 1        |
| 20       | 83-8326  | Lever - master cylinder                              | 1        |
| 21       | 83-8327  | Bush - master cylinder lever                         | 1        |
| 22       | 00-0072  | Seals kits   | A/R      |
| 23       | 00-0073  | Pivot pin kit  | A/R      |
| 24       | 00-0074  | Lid and bellows kit                                  | A/R      |
| 25       | 22-0031  | Bolt - master cylinder to frame                      | 2        |
| 26       | 60-4248  | Plain washer (u/h) - master cylinder mounting bolt   | 2        |
| 27       | 60-2329  | Plain washer (u/nut) - master cylinder mounting bolt | 2        |
| 28       | 14-1301  | Nut - master cylinder mounting bolt                  | 2        |
| 29       | 62-0004  | Rear brake hose                                      | 1        |
| 30       | 22-0034  | Banjo bolt - hose to master cylinder                 | 1        |
| 31       | 60-4182  | Copper washer - under banjo                          | 1        |
| 32       | 60-4184  | Copper washer - under bolt head                      | 1        |
| 33       | 22-0016  | Banjo bolt - hose to caliper                         | 1        |
| 34       | 22-0015  | Copper spacer  | 1        |
| 35       | 60-4184  | Copper washer - under bolt head                      | 1        |
| 36       | 62-0015  | CALIPER c/w brake pads                               | 1        |
| 37       | 00-0042  | Brake pad kit  | A/R      |
| 38       | 00-0083  | Spring and pin kit                                   | A/R      |
| 39       | 00-0043  | Seals kit  | A/R      |
| 40       | 00-0044  | Bleed nipple   | 1        |
| 41       | 00-0045  | Cover for bleed nipple                               | 1        |
| 42       | 38-0014  | Caliper plate  | 1        |
| 43       | 22-0014  | Bolt - caliper to caliper plate                      | 1        |
| 44       | 60-2419  | Plain washer - caliper mounting bolt                 | 1        |



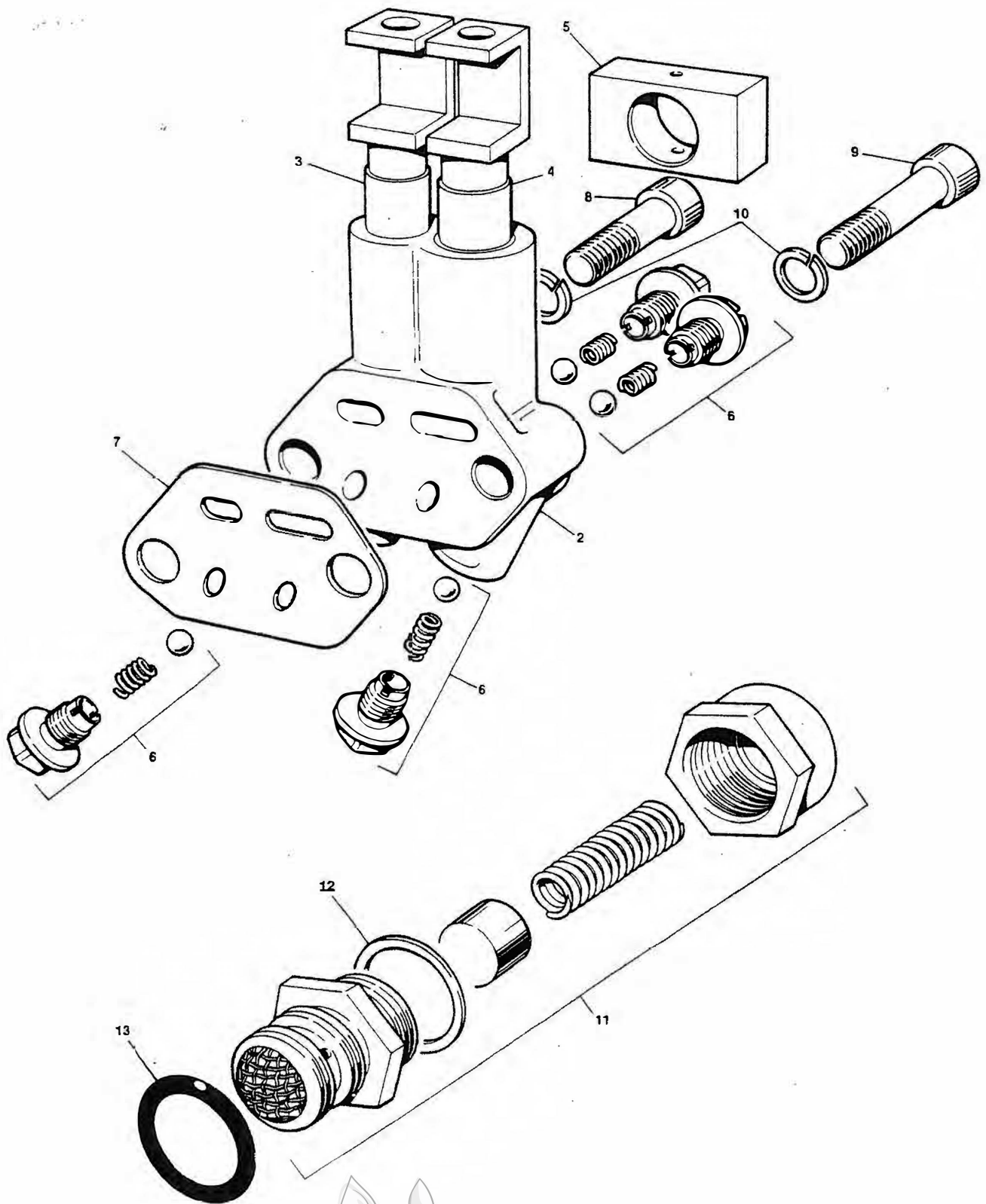




## TWINSEAT

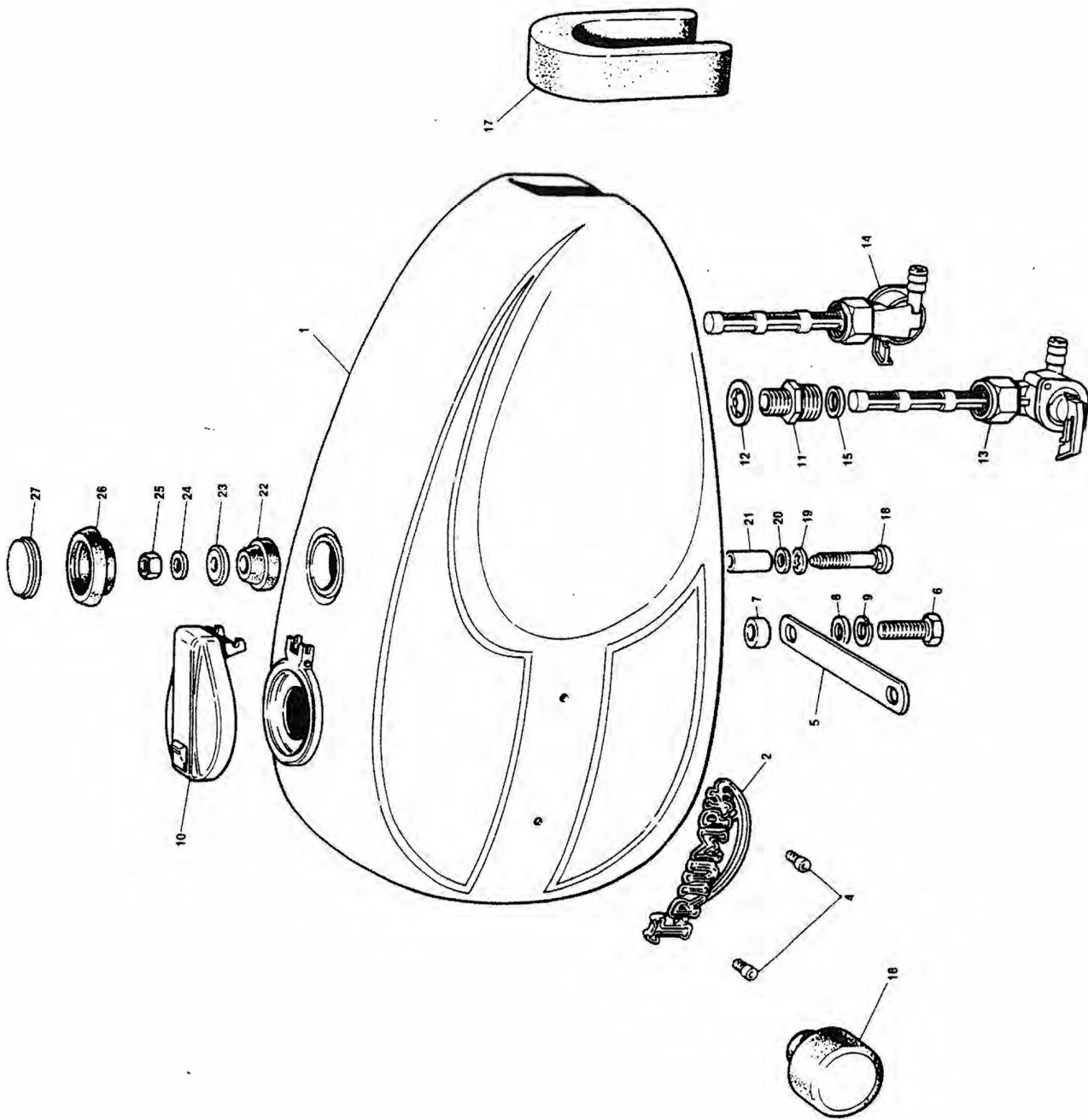
| Ref. No. | Part No. | Description                                    | Quantity |
|----------|----------|--|----------|
| 1        | 83-7391  | TWINSEAT (narrow) - used with 2.8 gallon tank  | 1        |
| 2        | 83-7793  | Cover - twinseat (2.8 gallon fuel tank)        | A/R      |
| 1        | 83-7598  | TWINSEAT (wide) - used with 4 gallon fuel tank | 1        |
| 2        | 83-7599  | Cover - twinseat (4.0 gallon fuel tank)        | A/R      |
| 3        | 82-9093  | Rubber buffer                                  | 4        |
| 4        | 83-4782  | Hinge - twinseat front                         | 1        |
| 5        | 83-7542  | Hinge - twinseat rear                          | 1        |
| 6        | 83-7544  | Plastic sleeve                                 | 1        |
| 7        | 14-0101  | Bolt - for hinge                               | 4        |
| 8        | 60-2417  | Spring washer                                  | 4        |
| 9        | 82-7560  | Plunger and knob                               | 1        |
| 10       | 82-4228  | Spring   | 1        |
| 11       | 71-3749  | Plain washer                                   | 1        |
| 12       | 60-2720  | Split pin                                      | 1        |
| 13       | 83-7329  | Catch plate                                    | 1        |
| 14       | 60-2329  | Plain washer - catch plate screw               | 1        |
| 15       | 14-1301  | Nut - catch plate screw                        | 1        |
| 16       | 60-7215  | Twinseat lock c/w 2 keys                       | 1        |
| 17       | 21-7049  | Grub screw - lock retention                    | 1        |
| 18       | 83-7328  | Catch plate for seat lock                      | 1        |
| 19       | 97-3894  | Screw - catch plate to seat lock               | 1        |
| 20       | 97-1388  | Washer - catch plate screw                     | 1        |
| 21       | 62-0043  | Data label                                     | 1        |





**CLASSIC  
BIKE SPARES**



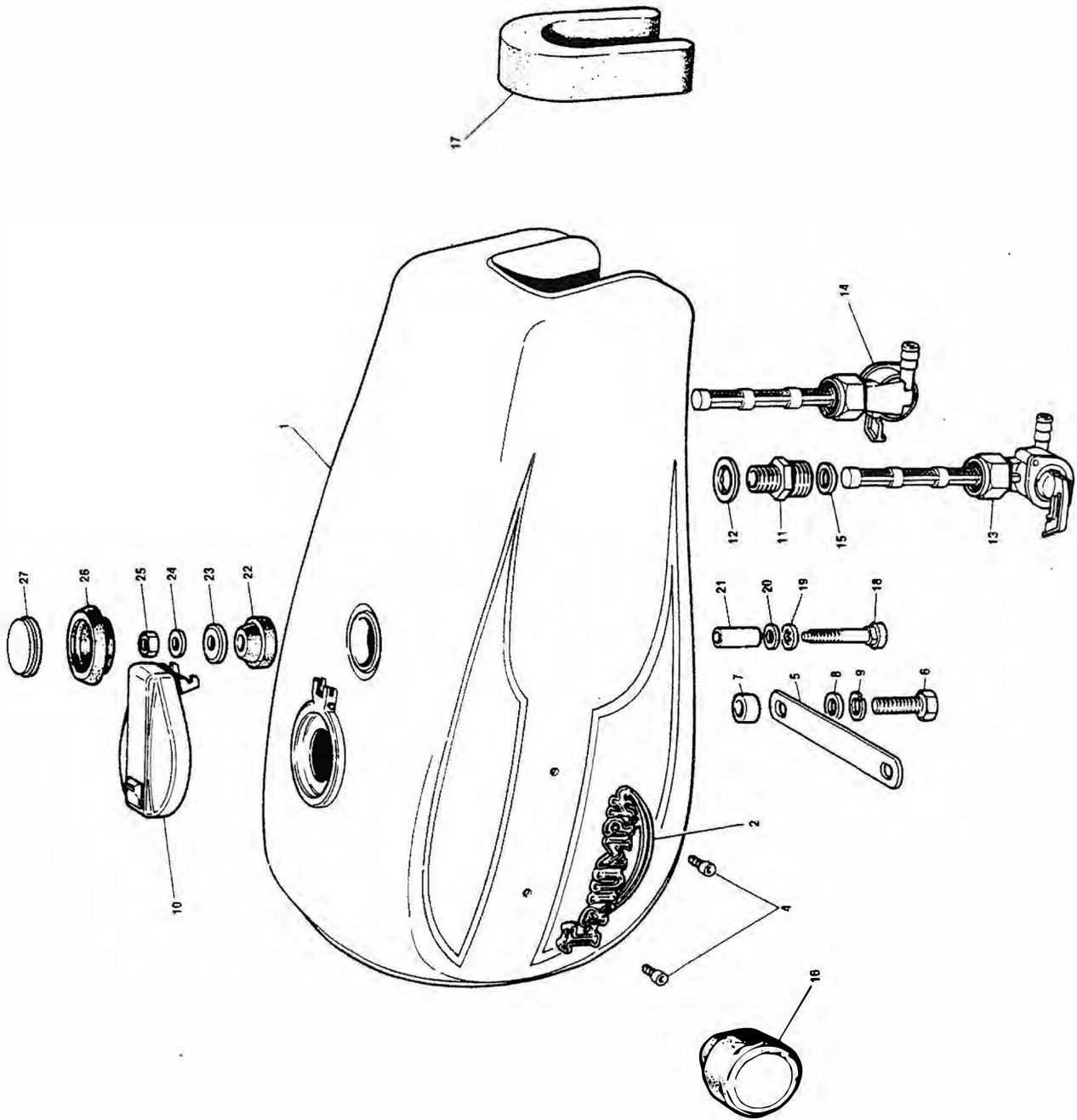




PETROL TANK — 2 · 8 Gallons

| Ref. No. | Part No. | Description                                    | Quantity |
|----------|----------|--|----------|
| 1        | 83-7952  | Petrol tank 2 · 8 gallons. Black - Gold line   | 1        |
| 1        | 83-7588  | Petrol tank 2 · 8 gallons. Black - Candy apple | 1        |
| 2        | 60-7414  | Badge L.H.                                     | 1        |
| 3        | 60-7415  | Badge R.H.                                     | 1        |
| 4        | 21-7048  | Screw (black $\frac{3}{8}$ in. U.H.)           | 4        |
| 5        | 83-4395  | Tie strap                                      | 1        |
| 6        | 14-0115  | Bolt - tie strap                               | 2        |
| 7        | 97-1931  | Distance piece                                 | 2        |
| 8        | 60-2321  | Plain washer - tie bolt                        | 2        |
| 9        | 60-2428  | Spring washer - tie bolt                       | 2        |
| 10       | 60-7503  | Petrol filler cap                              | 1        |
| 11       | 83-7970  | Adaptor - tank to petrol tap                   | 2        |
| 12       | 22-0001  | Selon washer - adaptor to tank                 | 2        |
| 13       | 60-7508  | Petrol tap L.H.                                | 1        |
| 14       | 60-7509  | Petrol tap R.H.                                | 1        |
| 15       | 00-0075  | Fibre washer - tap seal                        | 2        |
| 16       | 83-4931  | Steady rubber - at frame head tube             | 2        |
| 17       | 83-4932  | Mounting rubber - at frame top tube            | 2        |
| 18       | 83-4930  | Centre fixing bolt                             | 1        |
| 19       | 82-8245  | Retainer                                       | 1        |
| 20       | 60-2330  | Plain washer - lower                           | 1        |
| 21       | 82-9063  | Distance tube                                  | 1        |
| 22       | 83-4934  | Rubber - centre tank mounting                  | 1        |
| 23       | 82-3814  | Cupped washer - upper                          | 1        |
| 24       | 60-2330  | Plain washer                                   | 1        |
| 25       | 14-0302  | Nut - centre fixing bolt                       | 1        |
| 26       | 97-5061  | Grommet for badge                              | 1        |
| 27       | 83-8656  | 'Triumph' badge                                | 1        |

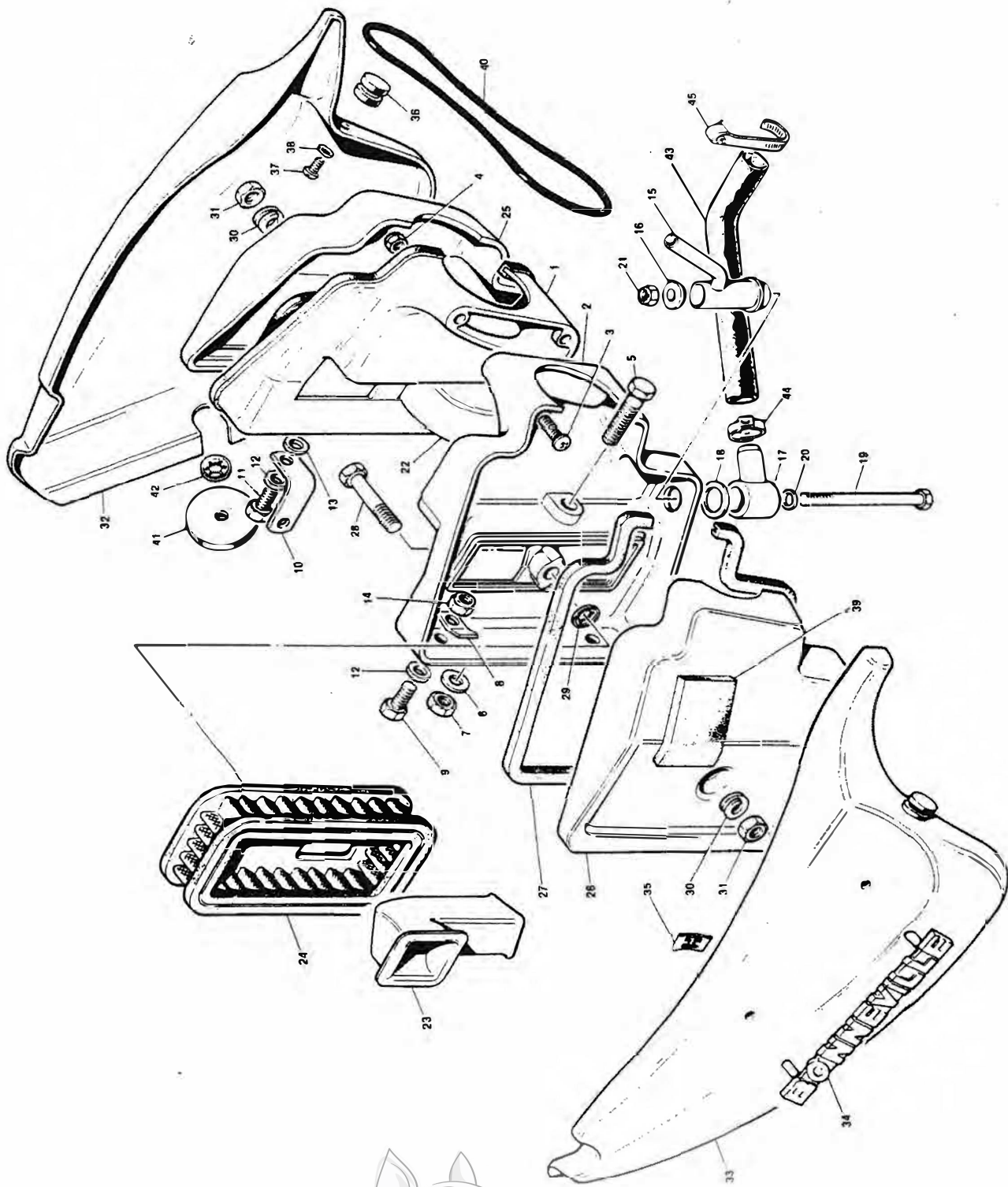




PETROL TANK - 4 Gallons

| Ref. No. | Part No. | Description                                | Quantity |
|----------|----------|--|----------|
| 1        | 83-8087  | Petrol tank 4 gallons. Black - Gold line   | 1        |
| 1        | 83-8318  | Petrol tank 4 gallons. Black - Candy apple | 1        |
| 2        | 60-7537  | Badge L.H.                                 | 1        |
| 3        | 60-7538  | Badge R.H.                                 | 1        |
| 4        | 21-7048  | Screw (black 3/8in. U.H.)                  | 4        |
| 5        | 83-4395  | Tie strap                                  | 1        |
| 6        | 14-0115  | Bolt - tie strap                           | 2        |
| 7        | 97-1931  | Distance piece                             | 2        |
| 8        | 60-2321  | Plain washer - tie bolt                    | 2        |
| 9        | 60-2428  | Spring washer - tie bolt                   | 2        |
| 10       | 60-7503  | Petrol filler cap                          | 1        |
| 11       | 83-7970  | Adaptor - tank to petrol tap               | 2        |
| 12       | 22-0001  | Selon washer - adaptor to tank             | 2        |
| 13       | 60-7508  | Petrol tap L.H.                            | 1        |
| 14       | 60-7509  | Petrol tap R.H.                            | 1        |
| 15       | 00-0075  | Fibre washer - tap seal                    | 2        |
| 16       | 83-4931  | Steady rubber - at frame head tube         | 2        |
| 17       | 83-4932  | Mounting rubber - at frame top tube        | 2        |
| 18       | 83-4930  | Centre fixing bolt                         | 1        |
| 19       | 82-8245  | Retainer                                   | 1        |
| 20       | 60-2330  | Plain washer - lower                       | 1        |
| 21       | 82-9063  | Distance tube                              | 1        |
| 22       | 83-4934  | Rubber - centre tank mounting              | 1        |
| 23       | 82-3814  | Cupped washer - upper                      | 1        |
| 24       | 60-2330  | Plain washer                               | 1        |
| 25       | 14-0302  | Nut - centre fixing bolt                   | 1        |
| 26       | 97-5061  | Grommet for badge                          | 1        |
| 27       | 83-8656  | 'Triumph' badge                            | 1        |





**CLASSIC  
BIKE SPARES**

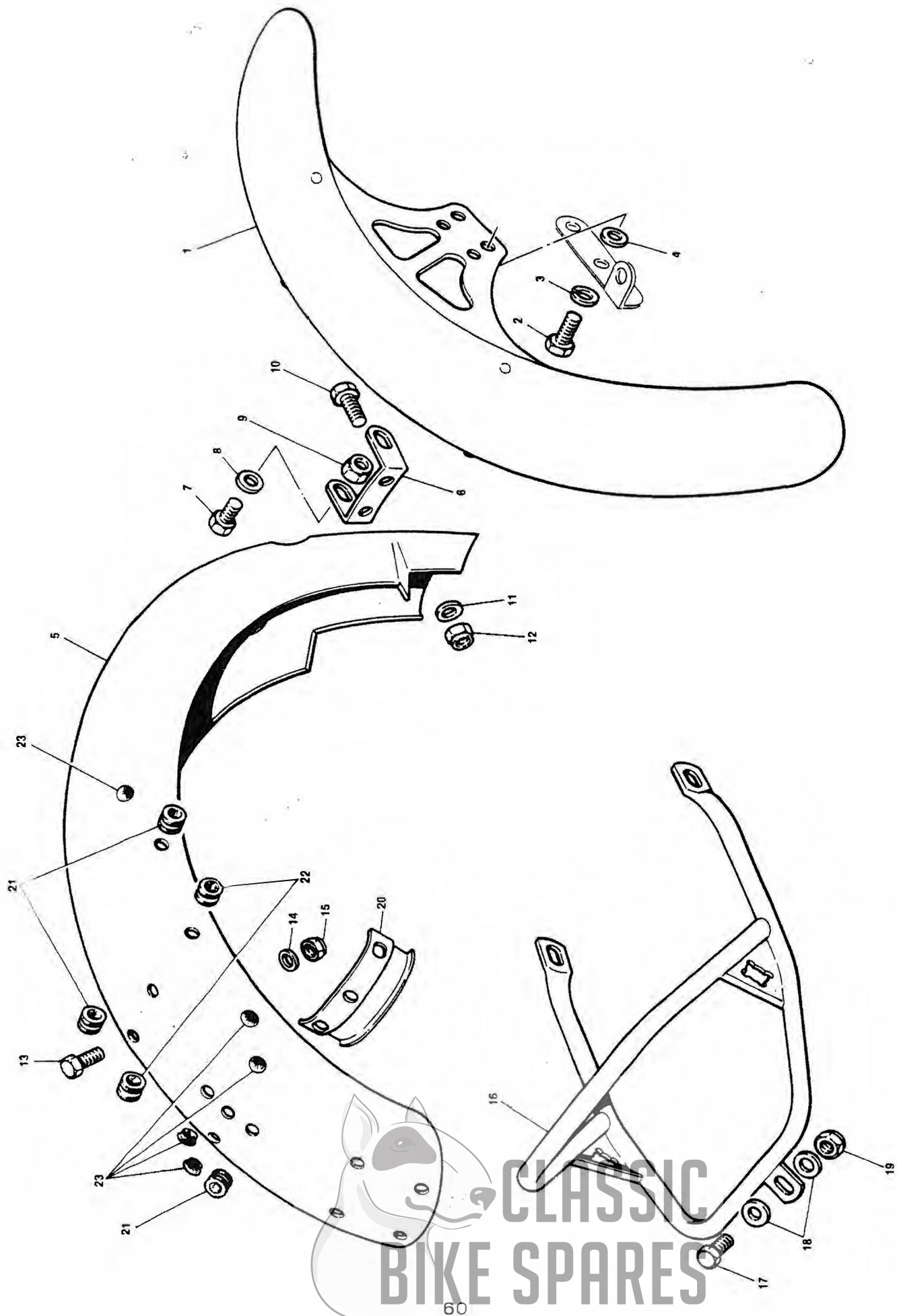




## AIR CLEANER AND SIDE PANELS

| Ref. No. | Part No. | Description  | Quantity |
|----------|----------|--|----------|
| 1        | 83-7888  | Air cleaner body L.H.                                | 1        |
| 2        | 84-0007  | Air cleaner body R.H.                                | 1        |
| 3        | 60-3539  | Screw - L.H. to R.H. air cleaner body                | 2        |
| 4        | 21-0501  | Nut - air cleaner body screw                         | 2        |
| 5        | 14-0217  | Bolt - airbox to frame                               | 2        |
| 6        | 60-2321  | Plain washer - airbox to frame bolt                  | 2        |
| 7        | 14-1302  | Nut - airbox to frame bolt                           | 2        |
| 8        | 84-0010  | Location tag - airbox cover to airbox body           | 4        |
| 9        | 14-0103  | Bolt - location tags to airbox                       | 3        |
| 10       | 83-7869  | Mounting bracket - ignition amplifier unit           | 2        |
| 11       | 14-0105  | Screw - amplifier unit mounting bracket to L.H. body | 2        |
| 12       | 60-2329  | Plain washer - location tags and amp. unit bracket   | 7        |
| 13       | 82-1335  | Spacer - amplifier unit bracket to L.H. body         | 2        |
| 14       | 14-1301  | Nut - tags to airbox bolts                           | 5        |
| 15       | 83-7703  | Breather tower - R.H. airbox                         | 1        |
| 16       | 83-7882  | Cap - breather tower top                             | 1        |
| 17       | 83-7148  | Banjo union to breather tower                        | 1        |
| 18       | 70-1465  | Fibre washer - banjo union                           | 1        |
| 19       | 14-0213  | Bolt - breather tower to R.H. airbox                 | 1        |
| 20       | 70-2441  | Plain washer - banjo bolt                            | 1        |
| 21       | 14-1301  | Nut - banjo bolt                                     | 1        |
| 22       | 83-5448  | Air intake tube L.H.                                 | 1        |
| 23       | 83-5449  | Air intake tube R.H.                                 | 1        |
| 24       | 60-4265  | Air filter element                                   | 2        |
| 25       | 84-0008  | Air cleaner cover L.H.                               | 1        |
| 26       | 84-0009  | Air cleaner cover R.H.                               | 1        |
| 27       | 60-7628  | Sealing strip  | 2        |
| 28       | 14-0221  | Bolt - cover to body                                 | 2        |
| 29       | 82-8245  | Retainer - cover bolt                                | 2        |
| 30       | 60-2438  | Spring washer  | 2        |
| 31       | 14-1302  | Nut - cover to body bolt                             | 2        |
| 32       | 84-0024  | Styling panel L.H. Black - Gold line                 | 1        |
| 33       | 84-0025  | Styling panel R.H. Black - Gold line                 | 1        |
| 34       | 83-8547  | Name plate - 'Bonneville 750'                        | 2        |
| 35       | 60-7511  | Push-fix for nameplate                               | 4        |
| 36       | 83-8347  | Capstan - panel retention                            | 2        |
| 37       | 70-7354  | Screw for capstan                                    | 2        |
| 38       | 60-2391  | Plain washer for capstan screw                       | 2        |
| 39       | 83-7235  | Rubber pad - under styling panel                     | 2        |
| 40       | 60-7707  | Rubber band - panel fixing                           | 1        |
| 41       | 83-7910  | Rubber washer - panel fixing                         | 2        |
| 42       | 60-7397  | Retainer - rubber washer fixing                      | 2        |
| 43       | 83-7323  | Breather pipe - crankcase to airbox                  | 1        |
| 44       | 60-7177  | Clip - breather pipe to airbox banjo                 | 1        |
| 45       | 60-7557  | Clip - breather pipe to crankcase outlet stub        | 1        |





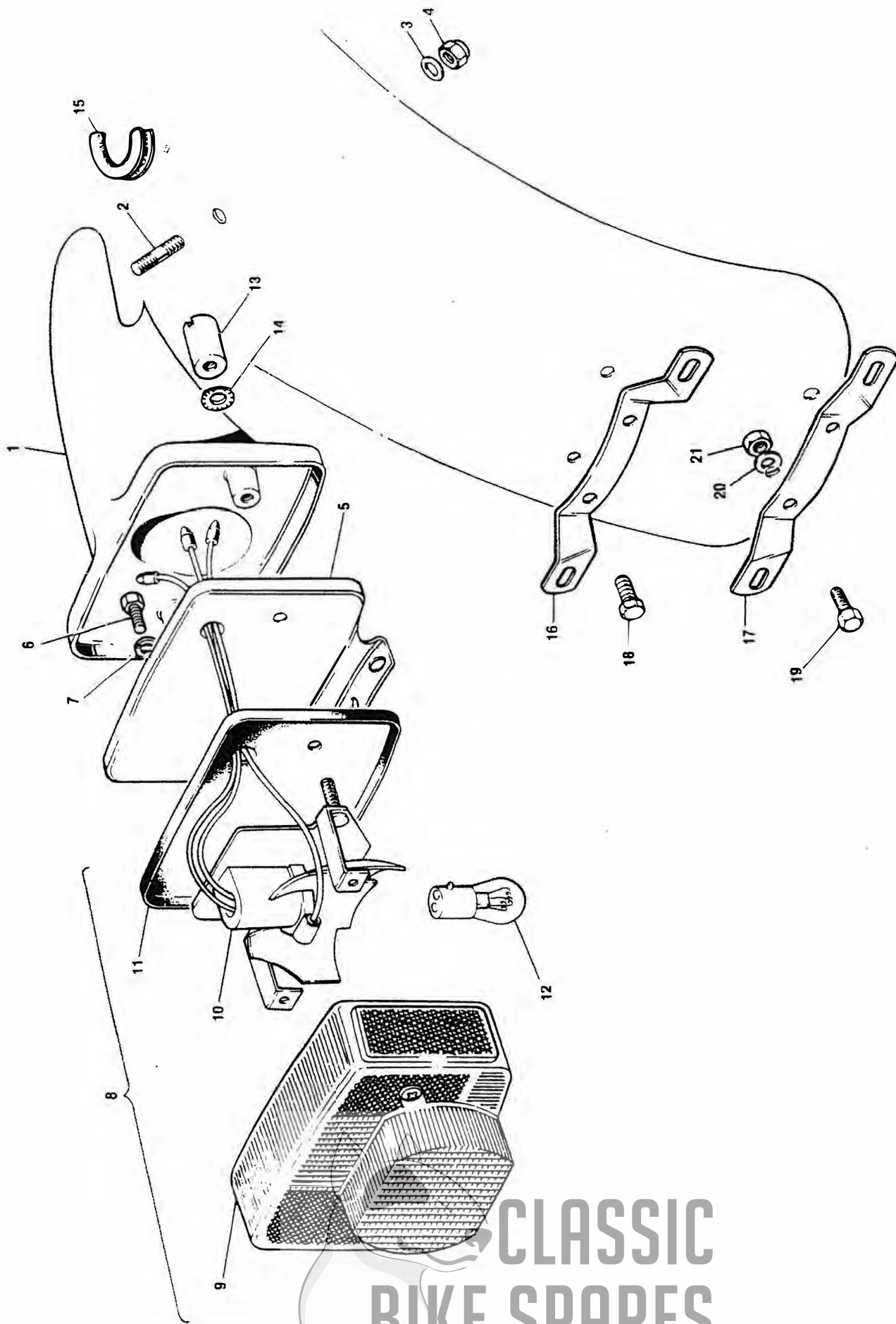
CLASSIC  
 BIKE SPARES



## MUDGUARDS AND FIXINGS

| Ref. No. | Part No. | Description                             | Quantity |
|----------|----------|---|----------|
| 1        | 98-0008  | Front mudguard                          | 1        |
| 2        | 23-1043  | Screw- mudguard to fork leg             | 4        |
| 3        | 60-2428  | Spring washer - mudguard screw          | 4        |
| 4        | 60-2321  | Plain washer - mudguard screw           | 4        |
| 5        | 84-0016  | Rear mudguard                           | 1        |
| 6        | 83-2796  | Lower front bracket                     | 1        |
| 7        | 14-0113  | Bolt - bracket to frame                 | 2        |
| 8        | 60-2330  | Plain washer - bracket to frame bolt    | 2        |
| 9        | 14-1302  | Nut - bracket to frame bolt             | 2        |
| 10       | 14-0101  | Bolt - mudguard to lower front bracket  | 2        |
| 11       | 60-2329  | Plain washer - mudguard to bracket bolt | 2        |
| 12       | 14-1301  | Nut - mudguard to front bracket bolt    | 2        |
| 13       | 14-0101  | Bolt - guard to frame seat loop         | 2        |
| 14       | 60-2329  | Plain washer - guard to seat loop bolt  | 2        |
| 15       | 14-1301  | Nut - guard to seat loop bolt           | 2        |
| 16       | 83-7555  | Grab rail                               | 1        |
| 17       | 14-0102  | Bolt - grap rail to mudguard            | 1        |
| 18       | 60-2329  | Plain washer - grab rail bolt           | 2        |
| 19       | 14-1301  | Nut - grap rail bolt                    | 1        |
| 20       | 83-4806  | Wiring protector                        | 1        |
| 21       | 97-0961  | Grommet - harness wires through guard   | 3        |
| 22       | 62-0013  | Grommet - direction indicator wires     | 2        |
| 23       | 62-0024  | Blind grommet                           | 5        |
| NI       | 62-0050  | Rear sub-harness                        | 1        |





CLASSIC  
 BIKE SPARES

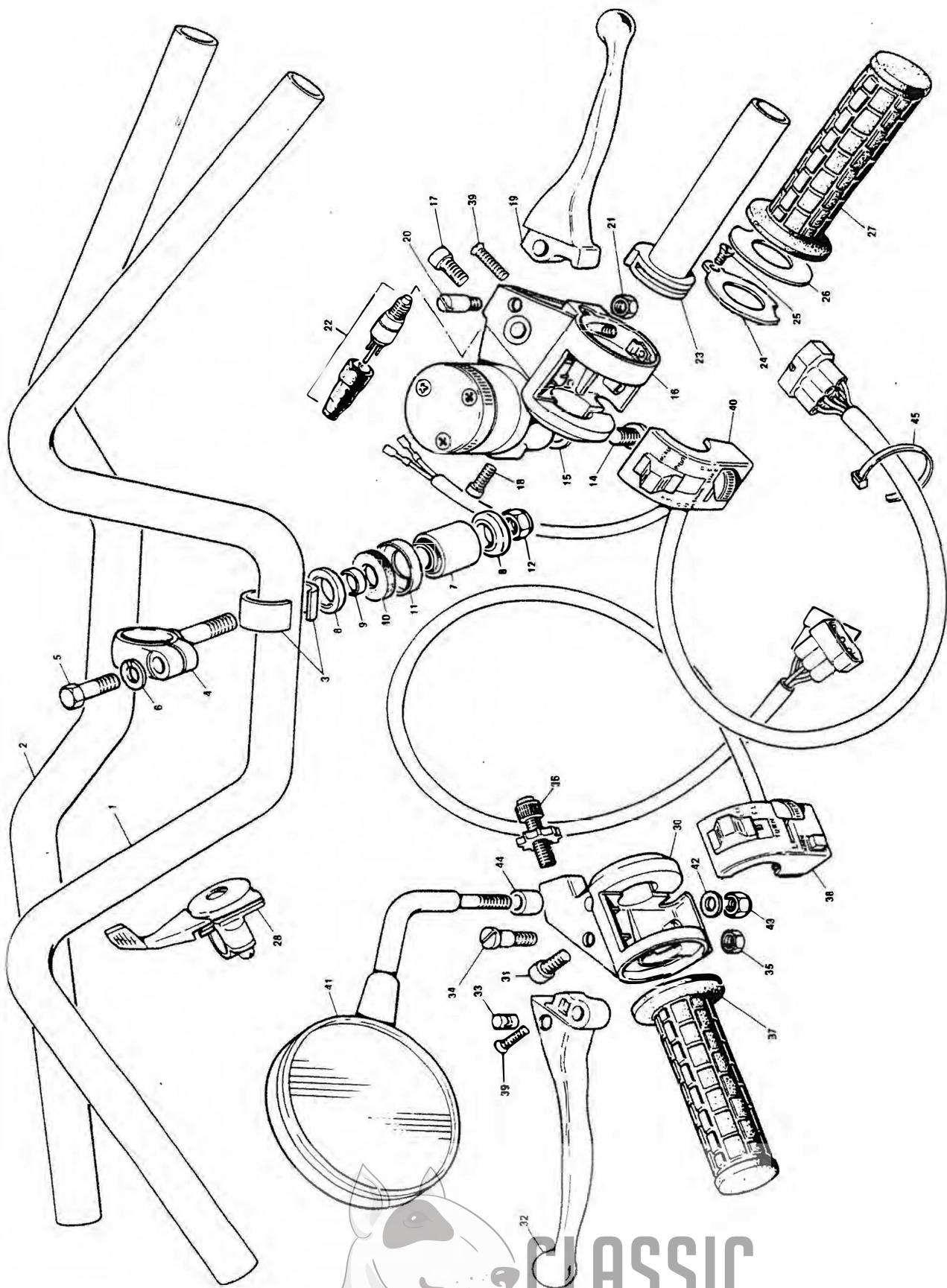




## TAIL LAMP AND SUPPORTS

| Ref. No. | Part No. | Description                                | Quantity |
|----------|----------|--|----------|
| 1        | 83-7094  | Tail lamp carrier                          | 1        |
| 2        | 21-2225  | Stud - carrier to mudguard                 | 1        |
| 3        | 60-2329  | Plain washer - carrier stud                | 1        |
| 4        | 14-1301  | Nut - carrier stud                         | 1        |
| 5        | 83-5001  | Tail lamp support plate                    | 1        |
| 6        | 14-7804  | Screw - plate to carrier                   | 2        |
| 7        | 60-2427  | Spring washer - plate to carrier screw     | 2        |
| 8        | 60-4110  | STOP TAIL LAMP — LUCAS L917                | 1        |
| 9        | 06-8058  | Lens                                       | 1        |
| 10       | 99-7065  | Base assembly                              | 1        |
| 11       | 99-7066  | Gasket                                     | 1        |
| 12       | 99-0542  | Bulb 380 12v 5/21w S.B.C.                  | 1        |
| 13       | 83-4800  | Sleeve nut - lamp to support plate         | 2        |
| 14       | 60-4256  | Serrated washer - lamp to plate sleeve nut | 2        |
| 15       | 83-5105  | 'U' grommet - lamp carrier                 | 2        |
| 16       | 83-4784  | Rear number plate bracket - top            | 1        |
| 17       | 82-6850  | Rear number plate bracket - lower          | 1        |
| 18       | 14-0102  | Bolt - top                                 | 2        |
| 19       | 14-0101  | Bolt - lower                               | 2        |
| 20       | 60-2329  | Plain washer - number plate brackets       | 4        |
| 21       | 14-1301  | Nut - number plate brackets                | 4        |





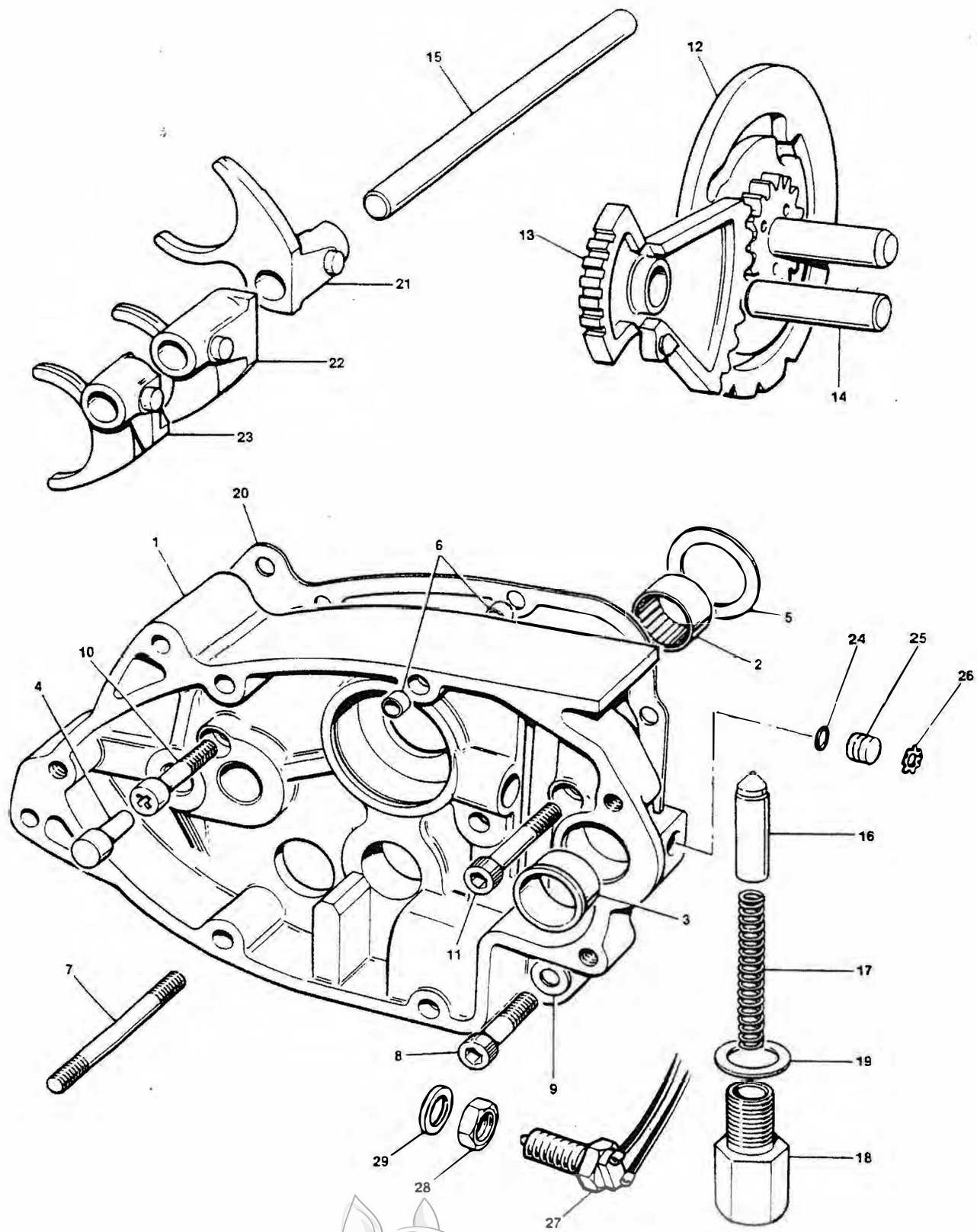
CLASSIC  
BIKE SPARES

## HANDLEBARS AND CONTROL LEVERS

| Ref. No. | Part No. | Description   | Quantity |
|----------|----------|---|----------|
| 1        | 97-7205  | Handlebar - high  | 1        |
| 2        | 97-7259  | Handlebar - low   | 1        |
| 3        | 97-1425  | Sleeve - handle bar mounting  | 4        |
| 4        | 97-2291  | Handlebar eye bolt  | 2        |
| 5        | 21-0589  | Bolt  | 2        |
| 6        | 82-1335  | Spring washer   | 2        |
| 7        | 97-1527  | Bonded rubber bush  | 2        |
| 8        | 97-1529  | Hemispherical washer  | 4        |
| 9        | 97-1581  | Distance piece  | 2        |
| 10       | 97-1580  | Rubber washer   | 2        |
| 11       | 97-2221  | Cup   | 2        |
| 12       | 14-1303  | Nut   | 2        |
| 13       | 62-0016  | MASTER CYLINDER ASSEMBLY - complete with<br>brake lever and twistgrip | 1        |
| 14       | 62-0075  | Blanking plug   | 1        |
| 15       | 62-0076  | Sealing washer - blanking plug  | 1        |
| 16       | 00-0021  | FRONT BRAKE LEVER BODY c/w clamp screw                                | 1        |
| 17       | 00-0022  | Body clamp screw  | 1        |
| 18       | 00-0023  | Master cylinder clamp screw   | 2        |
| 19       | 00-0024  | Front brake lever   | 1        |
| 20       | 00-0025  | Front brake lever pivot pin   | 1        |
| 21       | 00-0026  | Pivot pin nut   | 1        |
| Ni       | 00-0027  | Master cylinder piston/seal/spring kit                                | A/R      |
| Ni       | 00-0028  | Master cylinder lid, cap, bellows and screw kit                       | A/R      |
| 22       | 62-0019  | Stop light switch   | 1        |
| 23       | 00-0029  | Twistgrip barrel  | 1        |
| 24       | 00-0030  | Retainer plate  | 1        |
| 25       | 00-0031  | Retainer plate screw M4 x 8   | 1        |
| 26       | 00-0032  | Spacer plate  | 1        |
| 27       | 00-0033  | Grip R.H.   | 1        |
| 28       | 60-3246  | Cold start lever control  | 1        |
| 29       | 62-0005  | CLUTCH LEVER ASSEMBLY c/w adjuster screw                              | 1        |
| 30       | 00-0034  | Clutch lever body c/w clamp screw                                     | 1        |
| 31       | 00-0035  | Body clamp screw M6 x 16  | 1        |
| 32       | 00-0036  | Clutch lever  | 1        |
| 33       | 00-0081  | Clutch cable nipple   | 1        |
| 34       | 00-0037  | Clutch lever pivot pin  | 1        |
| 35       | 00-0038  | Pivot pin nut   | 1        |
| 36       | 00-0039  | Clutch cable adjuster c/w lockring                                    | 1        |
| 37       | 62-0006  | Grip L.H.   | 1        |
| 38       | 62-0057  | Handlebars switch L.H.  | 1        |
| 39       | 62-0079  | Screw   | 2        |
| 40       | 62-0055  | Handlebar switch R.H.   | 1        |
| 41       | 62-0060  | Mirror L.H. and R.H.  | 2        |
| 42       | 00-0040  | Lockwasher  | 2        |
| 43       | 00-0041  | Nut   | 2        |
| 44       | 97-1931  | Spacer - mirror L.H.  | 1        |
| 45       | 60-7202  | Cable tie - cables to handlebar                                       | 4        |







**CLASSIC  
 BIKE SPARES**

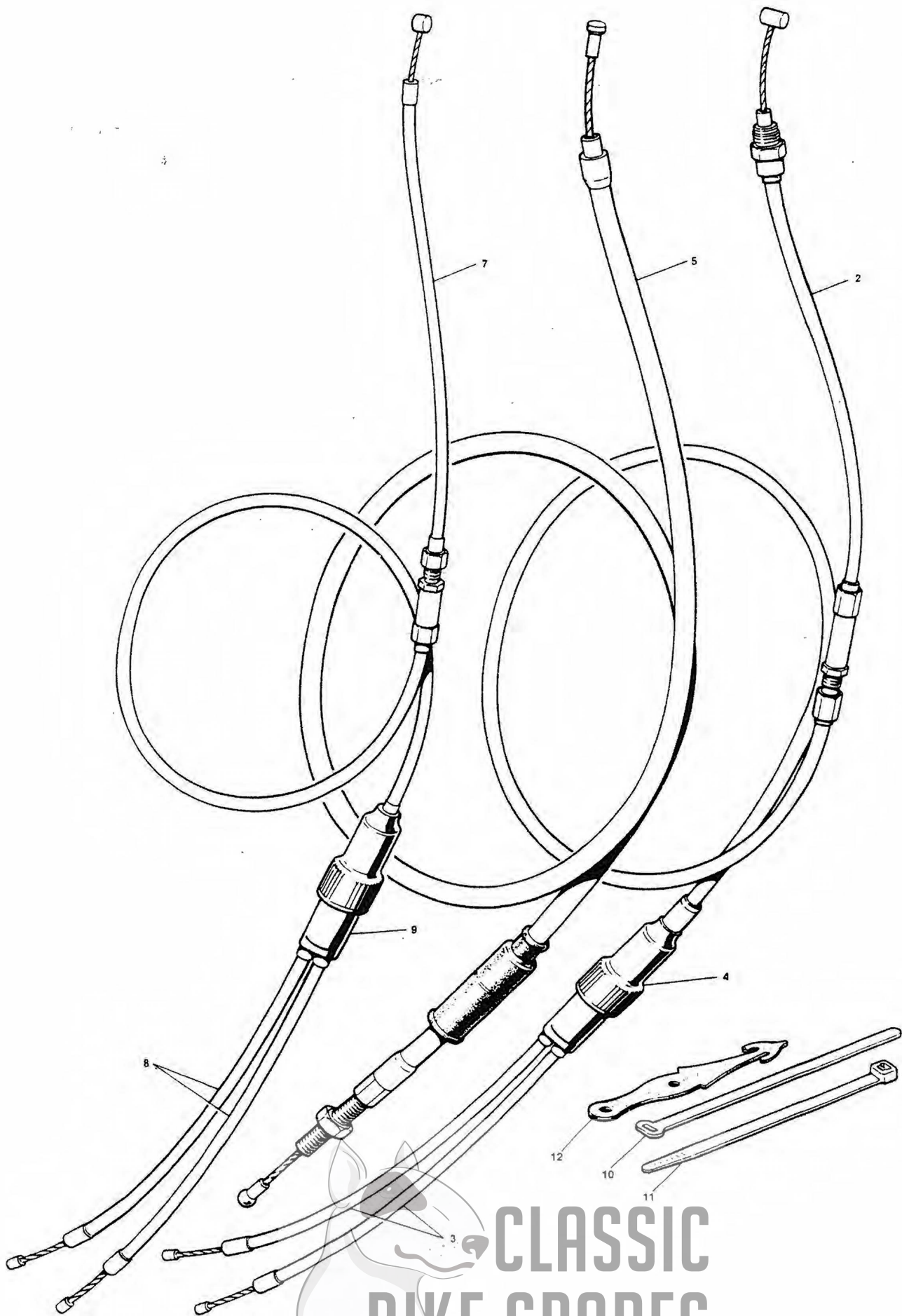




## GEARBOX OUTER COVER

| Ref. No. | Part No. | Description                         | Quantity |
|----------|----------|-------------------------------------|----------|
| 1        | 57-7050  | GEARBOX OUTER COVER                 | 1        |
| 2        | 57-7055  | Kickstart spindle bush              | 1        |
| 3        | 57-7008  | Gearchange spindle bush             | 1        |
| 4        | 57-0047  | Kickstart spring anchor pin         | 1        |
| 5        | 57-1956  | Oil seal                            | 1        |
| 6        | 57-1955  | Oil seal housing                    | 1        |
| 7        | 57-7021  | Gearchange quadrant assembly        | 1        |
| 8        | 71-1448  | Outer cover gasket                  | 1        |
| 9        | 57-7051  | Quadrant return springs             | 2        |
| 10       | 57-4403  | Gearchange quadrant plunger         | 2        |
| 11       | 57-0405  | Plunger spring                      | 2        |
| 12       | 57-0407  | Guide plate                         | 1        |
| 13       | 60-2427  | Serrated washer                     | 4        |
| 14       | 14-6103  | Bolt, guide plate                   | 4        |
| 15       | 57-4117  | Kickstart quadrant                  | 1        |
| 16       | 57-0031  | Kickstart return spring             | 1        |
| 17       | 57-4756  | Kickstart axle                      | 1        |
| 18       | 58-0001  | Clutch lever assembly               | 1        |
| 19       | 57-1646  | Rubber cover                        | 1        |
| 20       | 57-3762  | Clutch cable abutment               | 1        |
| 21       | 60-2330  | Plain washer                        | 2        |
| 22       | 14-1302  | Nut - lower stud                    | 1        |
| 23       | 14-7013  | Screw, long - cover to crankcase    | 2        |
| 24       | 14-7007  | Screw, medium- outer cover to inner | 2        |
| 25       | 14-7006  | Screw, short - outer cover to inner | 1        |
| 26       | 57-7018  | FOLDING KICKSTART ASSEMBLY          | 1        |
| 27       | 57-2173  | Kickstart crank                     | 1        |
| 28       | 57-7017  | Kickstart pedal                     | 1        |
| 29       | 57-1167  | Pedal locating spring               | 1        |
| 30       | 60-2364  | Steel ball, ¼in. dia.               | 1        |
| 31       | 21-0541  | Pedal bolt                          | 1        |
| 32       | 57-2330  | Pedal rubber                        | 1        |
| 33       | 57-4356  | Cotter pin c/w nut and washer       | 1        |
| 34       | 21-0544  | Domed nut - cover stud              | 1        |
| 35       | 57-2166  | Filler plug                         | 1        |
| 36       | 70-8782  | 'O' ring                            | 1        |
| 37       | 21-1879  | Screw                               | 1        |





**CLASSIC  
BIKE SPARES**

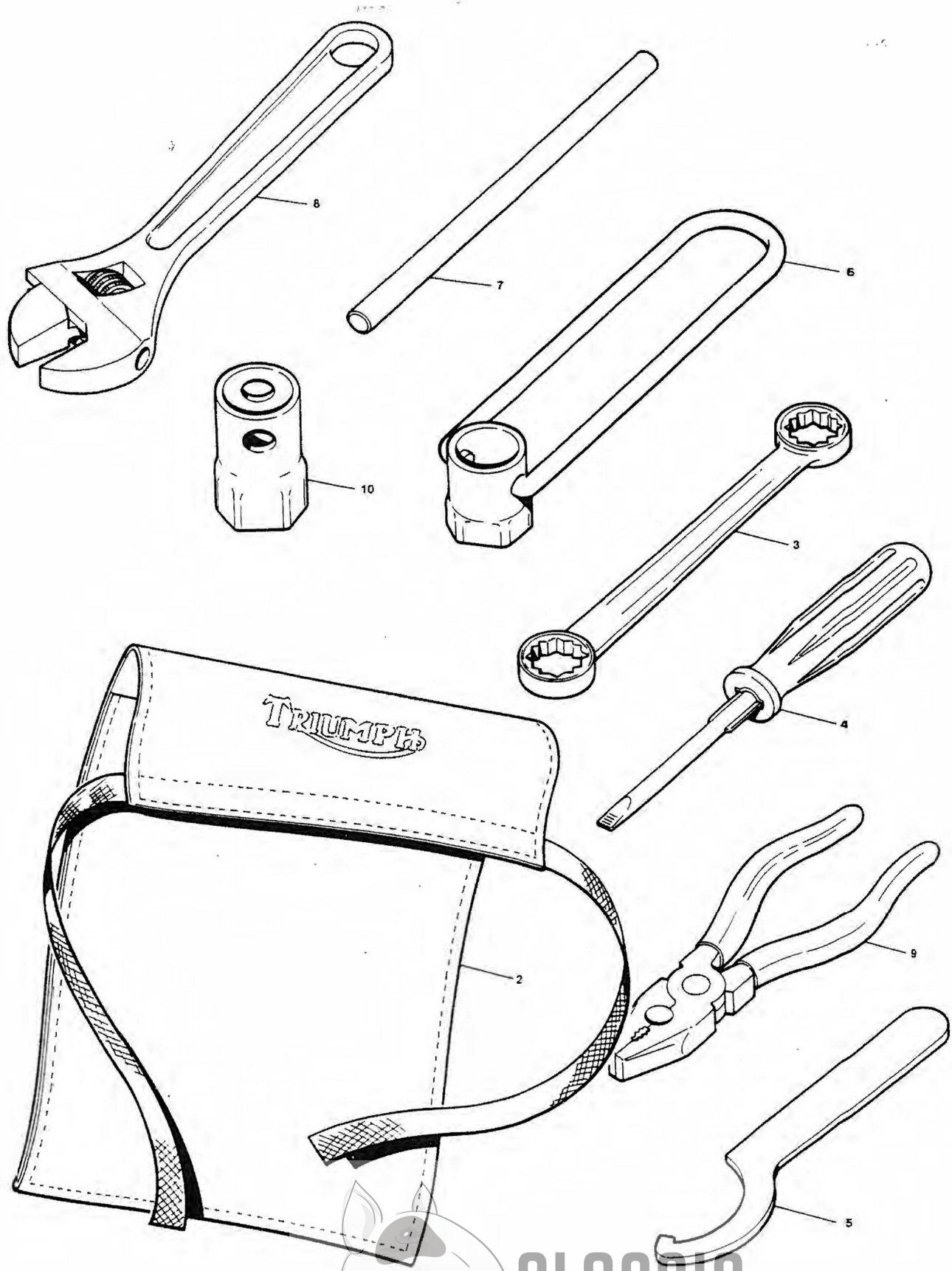


## CONTROL CABLES

| Ref. No. | Part No. | Description                                    | Quantity |
|----------|----------|--|----------|
| 1        | 00-0020  | THROTTLE CABLE COMPLETE                        | 1        |
| 2        | 62-0071  | Throttle cable - twist grip to junction box    | 1        |
| 3        | 62-0064  | Throttle cable - junction box to carburettor   | 2        |
| 4        | 60-0685  | Throttle cable junction box                    | 1        |
| 5        | 62-0011  | Clutch cable complete                          | 1        |
| 6        | 00-0019  | COLD START CABLE COMPLETE                      | 1        |
| 7        | 62-0067  | Cold start cable - lever to junction box       | 1        |
| 8        | 62-0065  | Cold start cable - junction box to carburettor | 1        |
| 9        | 60-0685  | Cold start cable junction box                  | 1        |
| 10       | 60-4254  | Cable tie - aluminium                          | 4        |
| 11       | 60-7201  | Cable tie - plastic                            | 18       |
| 12       | 60-0978  | Cable tie - rubber                             | 2        |

1 @ Speedo/tacho cables  
1 @ Alternator cable





CLASSIC  
BIKE SPARES


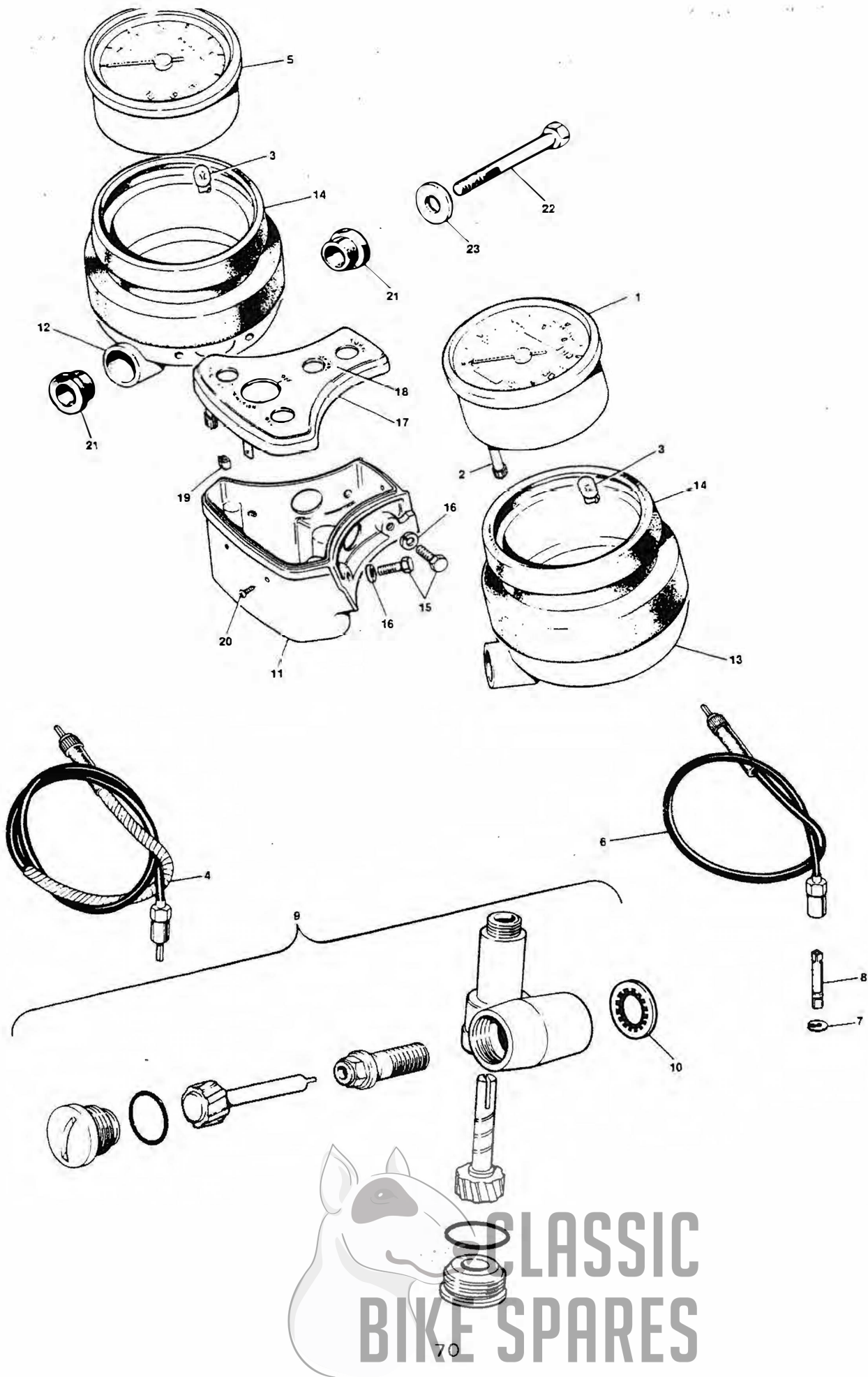




# TOOLKIT

| Ref. No. | Part No. | Description             | Quantity |
|----------|----------|-------------------------|----------|
| 1        | 62-0062  | TOOLKIT COMPLETE        | 1        |
| 2        | 60-0291  | Tool roll               | 1        |
| 3        | 62-0063  | Ring spanner - M8, M10  | 1        |
| 4        | 60-0767  | Screwdriver             | 1        |
| 5        | 62-0059  | Suspension unit spanner | 1        |
| 6        | 60-1050  | Plug spanner            | 1        |
| 7        | 60-7041  | Tommy bar               | 1        |
| 8        | 60-7664  | Adjustable spanner      | 1        |
| 9        | 60-7665  | Pliers                  | 1        |
| 10       | 60-0971  | Box spanner             | 1        |

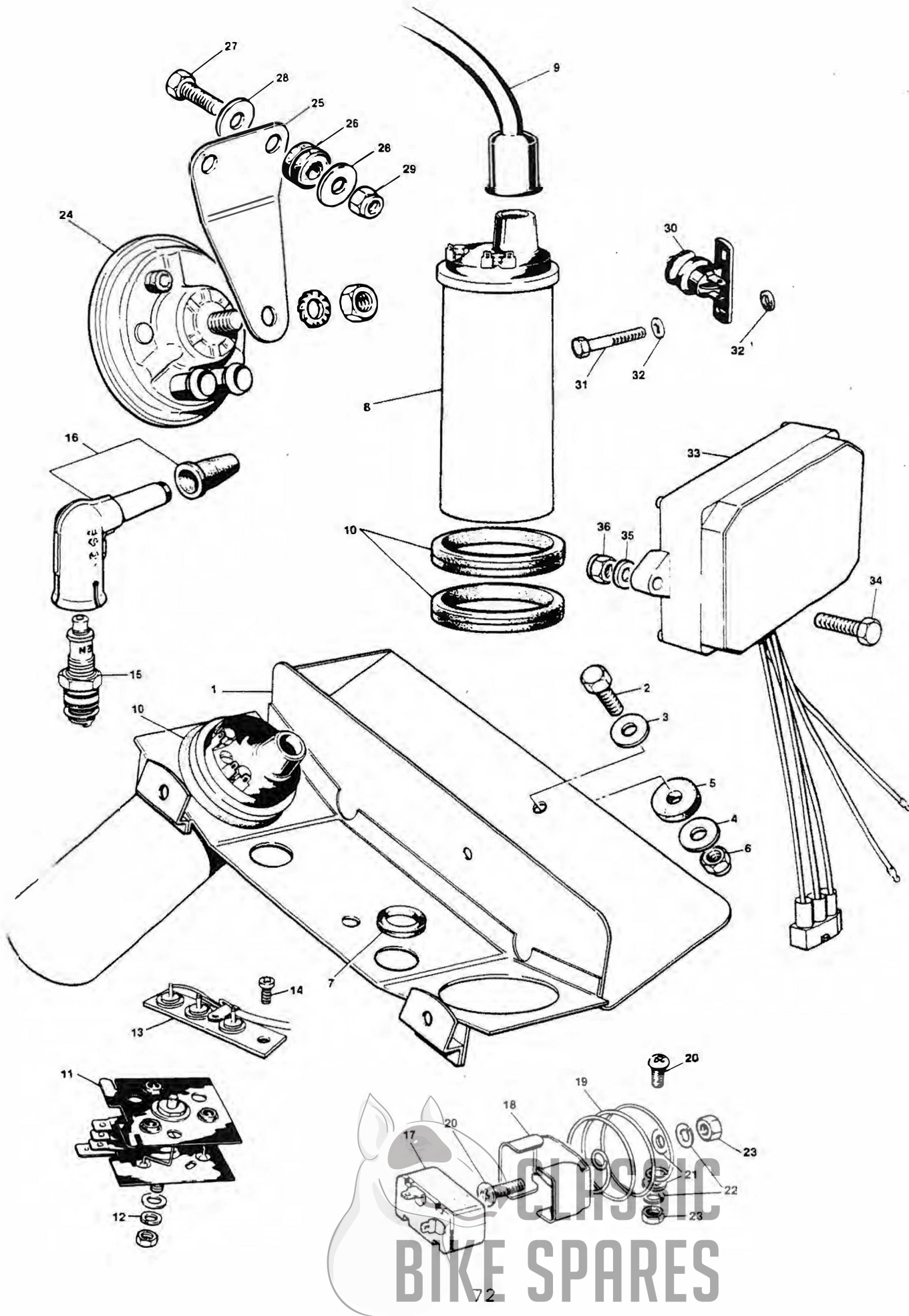




## SPEEDOMETER AND TACHOMETER

| Ref. No. | Part No. | Description                               | Quantity |
|----------|----------|---|----------|
| 1        | 60-7222  | SPEEDOMETER 150 MPH c/w trip control      | 1        |
| 1        | 60-7270  | SPEEDOMETER 250 KPH c/w trip control      | 1        |
| 2        | 60-7207  | Trip control                              | 1        |
| 3        | 99-7050  | Bulb 504 12v 5w (capless)                 | 2        |
| 4        | 60-7306  | Speedometer drive cable                   | 1        |
| 5        | 60-7223  | TACHOMETER 8000 r.p.m.                    | 1        |
| 6        | 60-0578  | Tachometer drive cable                    | 1        |
| 7        | 60-0494  | Circlip                                   | 1        |
| 8        | 99-0173  | Spade                                     | 1        |
| 9        | 71-4136  | Tachometer gearbox                        | 1        |
| 10       | 70-7351  | Sealing washer - tachometer to crankcase  | 1        |
| 11       | 97-4577  | Switch box                                | 1        |
| 12       | 97-4574  | Instrument carrier L.H.                   | 1        |
| 13       | 97-4575  | Instrument carrier R.H.                   | 1        |
| 14       | 97-4573  | Rubber cup                                | 1        |
| 15       | 14-6104  | Bolt - instrument carrier to switch box   | 4        |
| 16       | 60-2427  | Spring washer - instrument carrier bolt   | 4        |
| 17       | 97-5000  | PANEL ASSEMBLY                            | 1        |
| 18       | 60-4622  | Panel transfer                            | 1        |
| 19       | 60-4503  | Spire nut                                 | 3        |
| 20       | 21-0762  | Screw - panel to switch box               | 3        |
| 21       | 97-4588  | Rubber bush                               | 4        |
| 22       | 14-0235  | Bolt - instrument carrier to fork top lug | 2        |
| 23       | 60-2340  | Plain washer - instrument carrier bolt    | 2        |





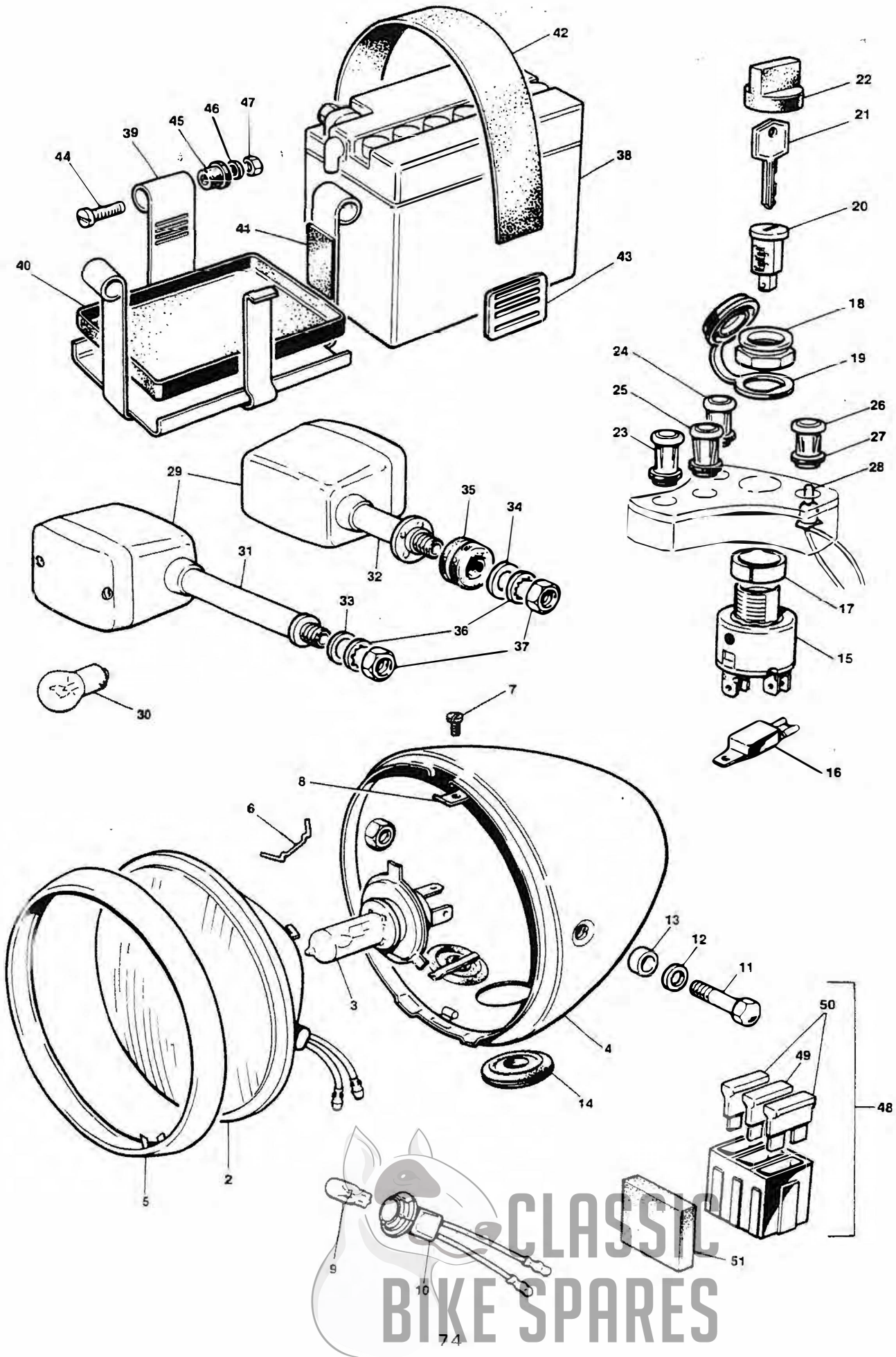
CLASSIC  
BIKE SPARES



## ELECTRICAL COMPONENTS

| Ref. No. | Part No. | Description                                    | Quantity           |
|----------|----------|--|--------------------|
| 1        | 83-7502  | Coil and tool tray                             | 1                  |
| 2        | 14-0103  | Bolt - coil and tool tray rear attachment      | 1                  |
| 3        | 60-2329  | Plain washer                                   | 1                  |
| 4        | 60-2347  | Plain washer                                   | 1                  |
| 5        | 97-1580  | Rubber washer - tray to mudguard               | 1                  |
| 6        | 14-1301  | Nut - tray rear attachment bolt                | 1                  |
| 7        | 82-6784  | Grommet - wiring harness                       | 1                  |
| 8        | 60-7131  | Ignition coil 6V                               | 1                  |
| 9        | 60-7120  | H.T. Cable c/w coil sleeve                     | 2                  |
| 10       | 82-9561  | Coil grommet                                   | 3                  |
| 11       | 60-7152  | Rectifier, complete with fixing nut and washer | 1 (negative earth) |
| 12       | 60-2427  | Shakeproof washer                              | 1                  |
| 13       | 60-7326  | Zener diode pack                               | 1 (negative earth) |
| 14       | 21-7084  | Screw - Zener pack fixing                      | 2                  |
| 15       | 60-0911  | Spark plug (N3)                                | 2                  |
| 16       | 60-7124  | Plug cap c/w rubber sleeve                     | 2                  |
| 17       | 60-2604  | Flasher unit                                   | 1                  |
| 18       | 60-3521  | Clip - flasher unit                            | 1                  |
| 19       | 60-3614  | Spring - flasher unit clip                     | 1                  |
| 20       | 21-2079  | Screw - spring to flasher clip and tool tray   | 2                  |
| 21       | 60-2391  | Plain washer                                   | 2                  |
| 22       | 60-2416  | Spring washer                                  | 2                  |
| 23       | 21-7009  | Nut  | 2                  |
| 24       | 62-0051  | Horn   | 1                  |
| 25       | 84-0023  | Horn bracket                                   | 1                  |
| 26       | 60-3161  | Grommet- horn fixing                           | 2                  |
| 27       | 14-0103  | Bolt - horn fixing                             | 2                  |
| 28       | 60-2347  | Plain washer                                   | 4                  |
| 29       | 14-1301  | Nut - horn fixing bolt                         | 2                  |
| 30       | 60-0990  | Rear stop light switch                         | 1                  |
| 31       | 22-0019  | Screw - rear stop light switch                 | 2                  |
| 32       | 97-1388  | Plain washer                                   | 4                  |
| 33       | 60-7130  | Ignition amplifier unit                        | 1                  |
| 34       | 14-0105  | Screw - ignition amplifier unit to bracket     | 2                  |
| 35       | 60-2329  | Plain washer - amplifier to bracket screw      | 2                  |
| 36       | 14-1301  | Nut - amplifier to bracket screw               | 2                  |





CLASSIC  
BIKE SPARES

## ELECTRICAL COMPONENTS

| Ref. No. | Part No. | Description                               | Quantity |
|----------|----------|---|----------|
| 1        | 62-0044  | HEADLAMP COMPLETE - L.H. dip              | 1        |
| 2        | 99-7509  | Light unit L.H. dip                       | 1        |
| 3        | 00-0084  | Bulb Q.H. 55/50w L.H. dip                 | 1        |
| 1        | 62-0045  | HEADLAMP COMPLETE - R.H. dip              | 1        |
| 2        | 99-7510  | Light unit - R.H. dip                     | 1        |
| 3        | 00-0085  | Bulb Q.H. 55/50w R.H. dip                 | 1        |
| 4        | 99-7098  | Headlamp shell                            | 1        |
| 5        | 99-0692  | Headlamp rim                              | 1        |
| 6        | 99-0683  | Fixing wire                               | 6        |
| 7        | 99-1189  | Screw                                     | 1        |
| 8        | 99-0690  | Plate                                     | 1        |
| 9        | 99-7050  | Pilot bulb 12v 5w (capless)               | 1        |
| 10       | 00-0086  | Pilot bulb holder                         | 1        |
| 11       | 22-0013  | Bolt - headlamp mounting                  | 2        |
| 12       | 60-2350  | Plain washer - headlamp bolt              | 2        |
| 13       | 83-2849  | Distance piece - headlamp bolt            | 2        |
| 14       | 99-9980  | Grommet at headlamp shell                 | 3        |
| 15       | 62-0083  | Ignition switch                           | 1        |
| 16       | 62-0084  | Ignition switch diode                     | 1        |
| 17       | 97-4596  | Ignition switch spacer                    | 1        |
| 18       | 97-7120  | Ignition switch nut                       | 1        |
| 19       | 60-7335  | Ignition switch splash-cap                | 1        |
| 20       | 82-6981  | IGNITION LOCK c/w keys                    | 1        |
| 21       | 60-0622  | Ignition key (state serial number)        | 1        |
| 22       | 97-7123  | Cap - ignition key                        | 1        |
| 23       | 99-1207  | Tell tale light - amber                   | 1        |
| 24       | 99-1208  | Tell tale light - red                     | 1        |
| 25       | 99-1209  | Tell tale light - green                   | 1        |
| 26       | 99-7054  | Tell tale light - blue                    | 1        |
| 27       | 99-1210  | Rubber sealing ring                       | 4        |
| 28       | 99-0537  | Bulb 281 - warning light                  | 4        |
| 29       | 60-7448  | Direction indicator lamp - front and rear | 4        |
| 30       | 60-7466  | Bulb 382 12v 21w S.C.C.                   | 4        |
| 31       | 83-8023  | Front indicator stem                      | 2        |
| 32       | 83-8026  | Rear indicator stem                       | 2        |
| 33       | 60-2332  | Plain washer - front indicator fixing     | 2        |
| 34       | 60-2350  | Plain washer - rear indicator fixing      | 2        |
| 35       | 82-5753  | Grommet - rear indicator fixing           | 2        |
| 36       | 37-2331  | Serrated washer - indicator fixing        | 4        |
| 37       | 14-0404  | Nut - indicator fixing                    | 4        |
| NI       | 62-0054  | Wire - front direction indicator lamp     | 2        |
| NI       | 62-0053  | Wire - rear direction indicator lamp      | 2        |
| 38       | 60-7088  | Battery                                   | 1        |
| 39       | 83-7504  | Battery carrier                           | 1        |
| 40       | 83-8091  | Battery tray moulding                     | 1        |
| 41       | 83-7235  | Protective strip                          | 4        |
| 42       | 82-9353  | Retaining strap                           | 1        |
| 43       | 82-9355  | Buckle                                    | 1        |
| 44       | 83-2508  | Shouldered pin                            | 3        |
| 45       | 82-6039  | Rubber bush                               | 3        |
| 46       | 60-2329  | Plain washer - for front fixing           | 1        |
| 47       | 21-7050  | Nut                                       | 3        |
| NI       | 62-0048  | Main wiring harness                       | 1        |
| 48       | 00-0077  | FUSE BLOCK c/w 1 x 15A & 2 x 7.5A fuses   | 1        |
| 49       | 00-0078  | Fuse 15 Amp                               | 1        |
| 50       | 00-0079  | Fuse 7.5 Amp                              | 2        |
| 51       | 84-0033  | Rubber pad - fuse block to tray           | 1        |



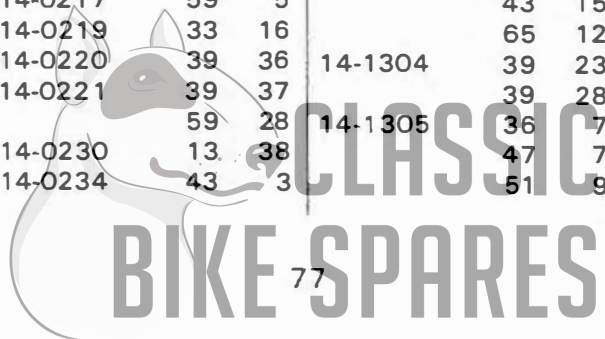
**CLASSIC**  
**BIKE SPARES**



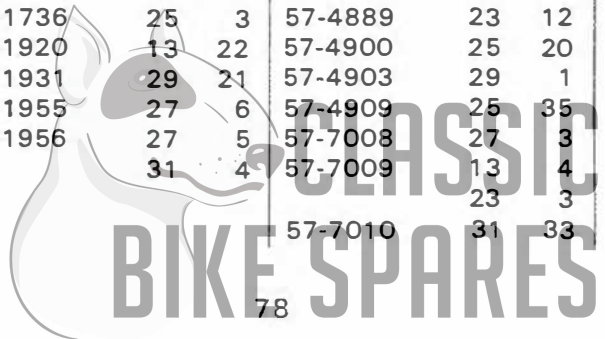


PART NUMBER INDEX

| Part No. | Page | Item | Part No.   | Page | Item | Part No. | Page | Item | Part No. | Page | Item |
|----------|------|------|------------|------|------|----------|------|------|----------|------|------|
| 00-0001  | 43   | 51   | 00-0066    | 43   | 44   | 14-0235  | 37   | 21   | 14-1307  | 29   | 25   |
| 00-0002  | 43   | 50   | 00-0067    | 43   | 45   |          | 71   | 22   |          | 37   | 11   |
| 00-0003  | 43   | 26   | 00-0068    | 43   | 46   | 14-0241  | 17   | 34   |          | 45   | 8    |
| 00-0004  | 43   | 27   | 00-0069    | 43   | 47   | 14-0254  | 39   | 19   |          | 49   | 22   |
| 00-0005  | 43   | 20   | 00-0070    | 43   | 48   | 14-0259  | 39   | 6    | 14-1401  | 17   | 53   |
| 00-0006  | 43   | 22   | 00-0071    | 43   | 49   | 14-0301  | 17   | 55   | 14-1803  | 37   | 15   |
| 00-0007  | 43   | 21   | 00-0072    | 51   | 22   | 14-0302  | 13   | 41   | 14-6103  | 27   | 14   |
| 00-0008  | 43   | 23   | 00-0073    | 51   | 23   |          | 49   | 19   | 14-6104  | 71   | 15   |
| 00-0009  | 37   | NI   | 00-0074    | 51   | 24   |          | 55   | 25   | 14-6220  | 13   | 36   |
| 00-0010  | 9    | 26   | 00-0075    | 55   | 15   |          | 57   | 25   | 14-6223  | 13   | 37   |
| 00-0011  | 37   | 20   |            | 57   | 15   | 14-0303  | 13   | 45   | 14-6242  | 13   | 42   |
| 00-0019  | 67   | 6    | 00-0076    | 9    | 24   | 14-0401  | 51   | 4    | 14-6608  | 23   | 10   |
| 00-0020  | 67   | 1    | 00-0077    | 75   | 48   |          | 51   | 15   | 14-7004  | 17   | 51   |
| 00-0021  | 65   | 16   | 00-0078    | 75   | 49   | 14-0402  | 13   | 48   | 14-7006  | 21   | 9    |
| 00-0022  | 65   | 17   | 00-0079    | 75   | 50   |          | 17   | 45   |          | 27   | 25   |
| 00-0023  | 65   | 18   | 00-0081    | 65   | 33   |          | 33   | 8    |          | 31   | 6    |
| 00-0024  | 65   | 19   | 00-0082    | 23   | 1    | 14-0403  | 29   | 18   | 14-7007  | 15   | 8    |
| 00-0025  | 65   | 20   | 00-0083    | 47   | 20   |          | 47   | 12   |          | 21   | 8    |
| 00-0026  | 65   | 21   | 00-0084    | 75   | 3    | 14-0404  | 75   | 37   |          | 27   | 24   |
| 00-0027  | 65   | NI   | 00-0085    | 75   | 3    | 14-1024  | 33   | 4    | 14-7008  | 15   | 9    |
| 00-0028  | 65   | NI   | 00-0086    | 75   | 10   | 14-1034  | 43   | 6    | 14-7013  | 27   | 23   |
| 00-0029  | 65   | 23   | 00-0087    | 81   | 2    | 14-1203  | 37   | 23   | 14-7019  | 31   | 7    |
| 00-0030  | 65   | 24   | 06-8058    | 63   | 9    |          | 45   | 20   | 14-7020  | 23   | 8    |
| 00-0031  | 65   | 25   | 124/026/20 | 19   | 19   |          | 49   | 27   | 14-7023  | 23   | 11   |
| 00-0032  | 65   | 26   |            | 81   | 17   | 14-1301  | 33   | 11   | 14-7804  | 63   | 6    |
| 00-0033  | 65   | 27   | 14-0101    | 53   | 7    |          | 51   | 28   | 21-0501  | 59   | 4    |
| 00-0034  | 65   | 30   |            | 61   | 10   |          | 53   | 15   | 21-0541  | 27   | 31   |
| 00-0035  | 65   | 31   |            | 61   | 13   |          | 59   | 14   | 21-0543  | 13   | 26   |
| 00-0036  | 65   | 32   |            | 63   | 19   |          | 59   | 21   | 21-0544  | 27   | 37   |
| 00-0037  | 65   | 34   | 14-0102    | 33   | 9    |          | 61   | 12   |          | 31   | 8    |
| 00-0038  | 65   | 35   |            | 61   | 17   |          | 61   | 15   | 21-0550  | 41   | 19   |
| 00-0039  | 65   | 36   |            | 63   | 18   |          | 63   | 4    | 21-0578  | 43   | 12   |
| 00-0040  | 65   | 42   | 14-0103    | 59   | 9    |          | 63   | 21   | 21-0589  | 65   | 5    |
| 00-0041  | 65   | 43   |            | 73   | 2    |          | 73   | 6    | 21-0669  | 13   | 46   |
| 00-0042  | 47   | 19   |            | 73   | 27   |          | 73   | 29   | 21-0692  | 17   | 4    |
| 00-0043  | 47   | 21   | 14-0105    | 47   | 5    |          | 73   | 36   | 21-0762  | 71   | 20   |
| 00-0044  | 47   | 22   |            | 51   | 3    |          | 79   | 14   | 21-1823  | 13   | 39   |
| 00-0045  | 47   | 23   |            | 59   | 11   | 14-1302  | 27   | 22   | 21-1863  | 13   | 23   |
| 00-0046  | 43   | 17   |            | 73   | 34   |          | 31   | 25   | 21-1865  | 13   | 12   |
| 00-0047  | 43   | 19   | 14-0113    | 61   | 7    |          | 39   | 15   | 21-1870  | 13   | 35   |
| 00-0048  | 43   | 24   | 14-0115    | 39   | 31   |          | 39   | 35   | 21-1872  | 41   | 7    |
| 00-0049  | 43   | 25   |            | 55   | 6    |          | 39   | 39   | 21-1875  | 17   | 58   |
| 00-0050  | 43   | 28   |            | 57   | 6    |          | 41   | 6    | 21-1876  | 79   | 8    |
| 00-0051  | 43   | 26   | 14-0118    | 49   | 18   |          | 51   | 11   | 21-1877  | 79   | 10   |
| 00-0052  | 43   | 30   | 14-0128    | 39   | 17   |          | 59   | 7    | 21-1879  | 27   | 37   |
| 00-0053  | 43   | 31   |            | 39   | 41   |          | 59   | 31   | 21-1908  | 41   | 12   |
| 00-0054  | 43   | 32   | 14-0147    | 35   | 5    |          | 61   | 9    | 21-1996  | 79   | 11   |
| 00-0055  | 43   | 33   | 14-0201    | 31   | 34   | 14-1303  | 17   | 63   | 21-2079  | 73   | 20   |
| 00-0056  | 43   | 34   | 14-0206    | 37   | 25   |          | 35   | 12   | 21-2087  | 37   | 9    |
| 00-0057  | 43   | 35   | 14-0213    | 59   | 19   |          | 37   | 23   | 21-2109  | 41   | 4    |
| 00-0058  | 43   | 36   | 14-0216    | 39   | 13   |          | 39   | 5    | 21-2112  | 39   | 24   |
| 00-0059  | 43   | 37   |            | 39   | 32   |          | 43   | 5    | 21-2149  | 23   | 7    |
| 00-0060  | 43   | 38   | 14-0217    | 59   | 5    |          | 43   | 15   | 21-2157  | 29   | 6    |
| 00-0061  | 43   | 39   | 14-0219    | 33   | 16   |          | 65   | 12   | 21-2177  | 17   | 2    |
| 00-0062  | 43   | 40   | 14-0220    | 39   | 36   | 14-1304  | 39   | 23   |          | 33   | 18   |
| 00-0063  | 43   | 41   | 14-0221    | 39   | 37   |          | 39   | 28   | 21-2182  | 11   | 20   |
| 00-0064  | 43   | 42   |            | 59   | 28   | 14-1305  | 36   | 7    | 21-2183  | 11   | 8    |
| 00-0065  | 43   | 43   | 14-0230    | 13   | 38   |          | 47   | 7    | 21-2197  | 17   | 60   |
|          |      |      | 14-0234    | 43   | 3    |          | 51   | 9    | 21-2198  | 31   | 23   |
|          |      |      |            |      |      |          |      |      | 21-2199  | 31   | 22   |



| Part No. | Page | Item | Part No.    | Page | Item | Part No. | Page | Item | Part No. | Page | Item |
|----------|------|------|-------------|------|------|----------|------|------|----------|------|------|
| 21-2200  | 17   | 30   | 37-4135     | 45   | 15   | 57-1962  | 25   | 13   | 57-7011  | 23   | 14   |
| 21-2201  | 17   | 29   |             | 49   | 12   | 57-1963  | 25   | 14   | 57-7012  | 23   | 20   |
| 21-2204  | 17   | 31   | 37-7030     | 49   | 2    | 57-2159  | 29   | 17   | 57-7015  | 23   | 25   |
| 21-2205  | 17   | 32   | 37-7031     | 49   | 3    | 57-2166  | 13   | 19   | 57-7016  | 23   | 26   |
| 21-2206  | 17   | 57   | 37-7032     | 49   | 4    |          | 27   | 35   | 57-7017  | 27   | 28   |
| 21-2225  | 63   | 2    | 37-7033     | 49   | 5    | 57-2167  | 13   | 24   | 57-7018  | 27   | 26   |
| 21-7009  | 11   | 23   | 37-7034     | 49   | 6    | 57-2173  | 27   | 27   | 57-7020  | 23   | 16   |
|          | 73   | 23   | 37-7041     | 45   | 11   | 57-2259  | 13   | 20   | 57-7021  | 27   | 7    |
| 21-7024  | 11   | 19   |             | 49   | 11   |          | 31   | 12   | 57-7050  | 27   | 1    |
| 21-7047  | 37   | 13   | 37-7047     | 49   | 7    | 57-2330  | 27   | 32   | 57-7051  | 27   | 9    |
| 21-7048  | 55   | 4    | 37-7051     | 49   | 10   | 57-2331  | 31   | 35   | 57-7052  | 23   | 13   |
|          | 57   | 4    | 37-7052     | 49   | 16   |          | 35   | 9    | 57-7055  | 27   | 2    |
| 21-7050  | 75   | 47   | 37-7054     | 45   | 12   | 57-2526  | 29   | 22   |          | 31   | 3    |
| 21-7072  | 25   | 19   |             | 49   | 14   | 57-3762  | 27   | 20   | 57-7062  | 31   | 31   |
| 21-7073  | 29   | 24   | 37-7055     | 49   | 13   | 57-3889  | 23   | 15   | 57-7076  | 25   | 18   |
| 21-7084  | 73   | 14   | 37-7058     | 45   | 3    | 57-3929  | 29   | 11   | 57-7077  | 25   | 1    |
| 21-7085  | 45   | 18   | 37-7061     | 49   | 1    | 57-3931  | 29   | 13   | 58-0001  | 27   | 18   |
| 21-7097  | 37   | 4    | 37-7062     | 49   | 9    | 57-3978  | 23   | 19   | 60-0291  | 69   | 2    |
| 22-0001  | 55   | 12   | 37-7063     | 49   | 8    | 57-3988  | 25   | 2    | 60-0494  | 71   | 7    |
|          | 57   | 12   | 37-7072     | 49   | 23   | 57-4113  | 25   | 12   | 60-0578  | 71   | 6    |
| 22-0011  | 39   | 33   | 37-7111     | 49   | 15   | 57-4117  | 27   | 15   | 60-0622  | 75   | 21   |
| 22-0012  | 51   | 5    | 37-7113     | 49   | 20   | 57-4356  | 27   | 33   | 60-0623  | 43   | 11   |
| 22-0013  | 75   | 11   | 37-7127     | 49   | 17   | 57-4364  | 23   | 21   | 60-0685  | 67   | 4    |
| 22-0014  | 47   | 24   | 376/100/270 | 19   | 17   | 57-4366  | 23   | 22   |          | 67   | 9    |
|          | 51   | 43   |             | 81   | 15   | 57-4376  | 25   | 8    | 60-0767  | 69   | 4    |
| 22-0015  | 51   | 34   | 38-0004     | 45   | 1    | 57-4377  | 25   | 9    | 60-0911  | 73   | 15   |
| 22-0016  | 51   | 33   | 38-0005     | 45   | 4    | 57-4396  | 25   | 36   | 60-0971  | 69   | 10   |
| 22-0019  | 73   | 31   | 38-0006     | 45   | 13   | 57-4400  | 23   | 18   | 60-0978  | 67   | 12   |
| 22-0020  | 23   | 28   |             | 49   | 24   | 57-4403  | 27   | 10   | 60-0990  | 73   | 30   |
| 22-0031  | 51   | 25   | 38-0007     | 45   | 14   | 57-4435  | 29   | 2    | 60-1050  | 69   | 6    |
| 22-0032  | 21   | 18   | 38-0008     | 45   | 16   | 57-4436  | 29   | 5    | 60-1915  | 31   | 26   |
| 22-0034  | 51   | 30   | 38-0009     | 45   | 17   | 57-4437  | 29   | 9    | 60-2321  | 39   | 38   |
| 22-0036  | 49   | 30   | 38-0014     | 51   | 42   | 57-4438  | 29   | 3    |          | 55   | 8    |
| 23-1043  | 61   | 2    | 57-0044     | 27   | 16   | 57-4459  | 23   | 17   |          | 57   | 8    |
| 23-2001  | 51   | 6    | 57-0045     | 23   | 4    | 57-4590  | 29   | 16   |          | 59   | 6    |
| 23-2163  | 33   | 23   | 57-0047     | 27   | 4    | 57-4636  | 29   | 4    |          | 61   | 4    |
| 2622/091 | 19   | 34   | 57-0394     | 29   | 12   | 57-4640  | 29   | 10   | 60-2329  | 33   | 10   |
|          | 81   | 32   | 57-0405     | 27   | 11   | 57-4644  | 29   | 20   |          | 47   | 6    |
| 2622/092 | 19   | 36   | 57-0407     | 27   | 12   | 57-4647  | 25   | 40   |          | 51   | 27   |
|          | 81   | 34   | 57-0730     | 25   | 16   | 57-4653  | 25   | 10   |          | 53   | 14   |
| 2622/094 | 19   | 37   | 57-0731     | 25   | 17   | 57-4654  | 25   | 26   |          | 59   | 12   |
|          | 81   | 35   | 57-0989     | 13   | 10   | 57-4657  | 25   | 25   |          | 61   | 11   |
| 37-2294  | 45   | 7    |             | 21   | 7    | 57-4660  | 23   | 23   |          | 61   | 14   |
| 37-2338  | 17   | 61   |             | 23   | 6    | 57-4661  | 25   | 28   |          | 61   | 18   |
| 37-3468  | 49   | 29   | 57-1167     | 27   | 29   | 57-4754  | 29   | 19   |          | 63   | 3    |
| 37-3761  | 41   | 8    | 57-1250     | 25   | 15   | 57-4756  | 27   | 17   |          | 63   | 20   |
| 37-3969  | 45   | 21   | 57-1363     | 29   | 15   | 57-4763  | 29   | 14   |          | 73   | 3    |
|          | 49   | 31   | 57-1606     | 25   | 19   | 57-4779  | 25   | 4    |          | 73   | 35   |
| 37-3970  | 45   | 22   | 57-1607     | 23   | 5    | 57-4783  | 25   | 33   |          | 75   | 46   |
|          | 49   | 32   |             | 25   | 30   | 57-4784  | 79   | 15   | 60-2330  | 13   | 40   |
| 37-4129  | 45   | 2    | 57-1614     | 23   | 2    | 57-4787  | 25   | 22   |          | 13   | 47   |
| 37-4130  | 45   | 6    | 57-1722     | 29   | 7    | 57-4790  | 25   | 23   |          | 27   | 21   |
| 37-4131  | 45   | 5    | 57-1723     | 29   | 8    | 57-4791  | 25   | 21   |          | 31   | 24   |
| 37-4134  | 45   | 10   | 57-1736     | 25   | 3    | 57-4889  | 23   | 12   |          | 33   | 22   |
|          |      |      | 57-1920     | 13   | 22   | 57-4900  | 25   | 20   |          | 39   | 34   |
|          |      |      | 57-1931     | 29   | 21   | 57-4903  | 29   | 1    |          | 41   | 5    |
|          |      |      | 57-1955     | 27   | 6    | 57-4909  | 25   | 35   |          | 55   | 20   |
|          |      |      | 57-1956     | 27   | 5    | 57-7008  | 27   | 3    |          | 55   | 24   |
|          |      |      |             | 31   | 4    | 57-7009  | 13   | 4    |          | 57   | 20   |
|          |      |      |             |      |      |          | 23   | 3    |          | 57   | 24   |
|          |      |      |             |      |      | 57-7010  | 31   | 33   |          | 61   | 8    |






| Part No. | Page | Item | Part No. | Page | Item | Part No. | Page | Item | Part No. | Page | Item |
|----------|------|------|----------|------|------|----------|------|------|----------|------|------|
| 60-2331  | 13   | 44   |          | 51   | 35   | 60-7509  | 55   | 14   | 62-0050  | 61   | NI   |
|          | 17   | 62   | 60-4228  | 19   | 45   |          | 57   | 14   | 62-0051  | 73   | 24   |
|          | 37   | 14   |          | 81   | 42   | 60-7511  | 59   | 35   | 62-0053  | 75   | NI   |
|          | 37   | 22   | 60-4248  | 17   | 52   | 60-7537  | 57   | 2    | 62-0054  | 75   | NI   |
|          | 39   | 43   |          | 17   | 59   | 60-7538  | 57   | 3    | 62-0055  | 65   | 40   |
|          | 49   | 26   |          | 51   | 26   | 60-7557  | 19   | 46   | 62-0057  | 65   | 38   |
| 60-2332  | 39   | 22   |          | 79   | 9    |          | 41   | 23   | 62-0059  | 69   | 5    |
|          | 39   | 27   | 60-4253  | 29   | 23   |          | 59   | 45   | 62-0060  | 65   | 41   |
|          | 75   | 33   | 60-4254  | 67   | 10   |          | 51   | 43   | 62-0062  | 69   | 1    |
| 60-2333  | 51   | 8    | 60-4255  | 21   | 3    | 60-7626  | 51   | 19   | 62-0063  | 69   | 3    |
| 60-2340  | 71   | 23   |          | 35   | 17   | 60-7628  | 59   | 27   | 62-0064  | 67   | 3    |
| 60-2347  | 37   | 26   | 60-4256  | 63   | 14   | 60-7631  | 51   | 2    | 62-0065  | 67   | 8    |
|          | 73   | 4    | 60-4265  | 59   | 24   | 60-7658  | 51   | 12   | 62-0067  | 67   | 7    |
|          | 73   | 28   | 60-4428  | 19   | 45   | 60-7664  | 69   | 8    | 62-0068  | 35   | 16   |
| 60-2350  | 75   | 12   |          | 19   | 53   | 60-7665  | 69   | 9    | 62-0069  | 35   | 15   |
|          | 75   | 34   |          | 41   | 16   | 60-7707  | 59   | 40   | 62-0071  | 67   | 2    |
| 60-2364  | 27   | 30   |          | 41   | 21   | 60-7743  | 85   | 2    | 62-0072  | 13   | 7    |
| 60-2391  | 59   | 38   | 60-4429  | 41   | 14   | 61-3768  | 8    | 9    | 62-0075  | 65   | 14   |
|          | 73   | 21   | 60-4442  | 31   | 32   | 61-6008  | 8    | 4    | 62-0076  | 65   | 15   |
| 60-2416  | 73   | 22   | 60-4503  | 71   | 19   | 61-6019  | 8    | 1    | 62-0079  | 65   | 39   |
| 60-2417  | 15   | 10   | 60-4622  | 71   | 18   | 61-6063  | 8    | 13   | 62-0080  | 21   | 16   |
|          | 53   | 8    | 60-7041  | 69   | 7    | 61-6117  | 8    | 19   | 62-0082  | 9    | 23   |
| 60-2419  | 39   | 18   | 60-7077  | 19   | 48   | 61-6121  | 8    | 15   | 62-0083  | 75   | 15   |
|          | 39   | 42   | 60-7088  | 75   | 38   | 61-6125  | 8    | 3    | 62-0084  | 75   | 16   |
|          | 47   | 25   | 60-7091  | 49   | 28   | 61-6132  | 8    | 10   | 62-0088  | 9    | 24   |
|          | 51   | 44   | 60-7118  | 19   | 40   | 61-6135  | 8    | 6    | 62-0090  | 81   | 1    |
| 60-2421  | 39   | 7    |          | 81   | 38   | 61-7010  | 8    | 14   | 62-0096  | 85   | 1    |
| 60-2427  | 27   | 13   | 60-7120  | 73   | 9    | 61-7011  | 8    | 2    | 62-0097  | 83   | 5    |
|          | 63   | 7    | 60-7124  | 73   | 16   | 61-7012  | 8    | 12   | 622/083  | 19   | 7    |
|          | 71   | 16   | 60-7130  | 73   | 33   | 61-7014  | 8    | 5    |          | 81   | 5    |
|          | 73   | 12   | 60-7131  | 73   | 8    | 61-7017  | 8    | 8    | 622/116  | 19   | 13   |
| 60-2428  | 33   | 7    | 60-7132  | 13   | 25   | 61-7019  | 8    | 11   |          | 81   | 11   |
|          | 33   | 17   | 60-7152  | 73   | 11   | 61-7024  | 8    | 14   | 622/170  | 19   | 6    |
|          | 55   | 9    | 60-7176  | 47   | 3    | 61-7025  | 8    | 16   |          | 81   | 4    |
|          | 57   | 9    | 60-7177  | 59   | 44   | 61-7027  | 8    | 17   | 622/200  | 19   | 27   |
|          | 61   | 3    | 60-7178  | 47   | 8    | 61-7029  | 8    | 18   |          | 81   | 25   |
| 60-2438  | 59   | 30   | 60-7201  | 67   | 11   | 61-7035  | 8    | 20   | 622/201  | 19   | 26   |
| 60-2604  | 73   | 17   | 60-7202  | 65   | 45   | 61-7043  | 8    | 21   |          | 81   | 24   |
| 60-2701  | 51   | 18   | 60-7207  | 71   | 2    | 62-0001  | 19   | 1    | 622/290  | 19   | 20   |
| 60-2720  | 53   | 12   | 60-7215  | 53   | 16   | 62-0002  | 19   | 2    |          | 81   | 18   |
| 60-3161  | 73   | 26   | 60-7222  | 71   | 1    | 62-0003  | 37   | 19   | 622/291  | 19   | 25   |
| 60-3426  | 65   | 28   | 60-7223  | 71   | 5    | 62-0004  | 51   | 29   |          | 81   | 23   |
| 60-3355  | 15   | 13   | 60-7256  | 31   | 19   | 62-0005  | 65   | 29   | 70-0400  | 11   | 35   |
| 60-3361  | 35   | 14   | 60-7270  | 71   | 1    | 62-0006  | 65   | 37   | 70-0489  | 25   | 32   |
| 60-3494  | 25   | 27   | 60-7271  | 43   | 10   | 62-0011  | 67   | 5    | 70-0495  | 15   | 5    |
| 60-3500  | 25   | 6    | 60-7306  | 71   | 4    | 62-0013  | 61   | 22   | 70-1330  | 17   | 48   |
|          | 31   | 28   | 60-7326  | 73   | 13   | 62-0014  | 47   | 17   | 70-1335  | 23   | 29   |
| 60-3511  | 25   | 5    | 60-7333  | 39   | 4    | 62-0015  | 47   | 18   |          | 41   | 18   |
| 60-3512  | 25   | 31   | 60-7336  | 37   | 3    |          | 51   | 36   | 70-1543  | 17   | 27   |
| 60-3521  | 73   | 18   | 60-7362  | 11   | 9    | 62-0016  | 65   | 13   | 70-1558  | 11   | 37   |
| 60-3539  | 59   | 3    | 60-7397  | 59   | 42   | 62-0017  | 47   | 1    | 70-1574  | 17   | 46   |
| 60-3548  | 17   | 40   | 60-7414  | 55   | 2    | 62-0018  | 47   | 2    | 70-1575  | 17   | 47   |
| 60-3552  | 25   | 11   | 60-7415  | 55   | 3    | 62-0019  | 65   | 22   | 70-1580  | 11   | 39   |
| 60-3614  | 73   | 19   | 60-7448  | 75   | 29   | 62-0020  | 47   | 10   | 70-2441  | 13   | 27   |
| 60-3616  | 35   | 3    | 60-7466  | 75   | 30   | 62-0024  | 61   | 23   |          | 17   | 8    |
| 60-3719  | 21   | 14   | 60-7494  | 47   | 2    | 62-0041  | 47   | 15   | 70-2879  | 11   | 2    |
| 60-4100  | 25   | 7    | 60-7495  | 47   | 9    | 62-0042  | 47   | 16   | 70-2904  | 17   | 23   |
| 60-4110  | 63   | 8    | 60-7503  | 55   | 10   | 62-0043  | 53   | 21   | 70-3209  | 17   | 18   |
| 60-4125  | 31   | 14   |          | 57   | 10   | 62-0044  | 75   | 1    |          | 79   | 4    |
| 60-4182  | 51   | 31   | 60-7508  | 55   | 13   | 62-0045  | 75   | 1    |          |      |      |
| 60-4184  | 51   | 32   |          | 57   | 13   | 62-0048  | 75   | NI   |          |      |      |



|         |    |    |         |    |    |         |    |    |         |    |    |
|---------|----|----|---------|----|----|---------|----|----|---------|----|----|
| 70-3300 | 11 | 10 | 70-9703 | 31 | 18 | 71-3996 | 9  | 3  | 82-2184 | 17 | 35 |
| 70-3302 | 17 | 54 | 70-9888 | 33 | 12 | 71-4006 | 17 | 1  |         | 43 | 14 |
| 70-3446 | 17 | 3  | 70-9914 | 11 | 22 | 71-4044 | 13 | 30 | 82-3814 | 55 | 23 |
|         | 23 | 9  | 71-0070 | 17 | 43 | 71-4136 | 71 | 9  |         | 57 | 23 |
|         | 41 | 11 | 71-0082 | 11 | 17 | 71-4619 | 17 | 14 | 82-4228 | 53 | 10 |
| 70-3586 | 11 | 24 | 71-0216 | 33 | 3  | 71-7008 | 17 | 6  | 82-4299 | 52 | 10 |
| 70-3768 | 33 | 15 | 71-0286 | 13 | 5  | 71-7009 | 31 | 5  | 82-4451 | 19 | 42 |
| 70-3789 | 31 | 27 | 71-0287 | 13 | 2  | 71-7015 | 41 | 13 |         | 81 | 40 |
| 70-3821 | 13 | 29 | 71-1003 | 11 | 7  | 71-7016 | 11 | 30 | 82-5753 | 75 | 35 |
|         | 31 | 30 | 71-1007 | 11 | 31 | 71-7043 | 17 | 42 | 82-6039 | 75 | 45 |
| 70-3902 | 11 | 4  | 71-1070 | 25 | 34 | 71-7044 | 17 | 41 | 82-6784 | 73 | 7  |
| 70-3903 | 11 | 2  | 71-1283 | 17 | 12 | 71-7045 | 17 | 44 | 82-6850 | 63 | 17 |
| 70-4116 | 21 | 2  | 71-1345 | 13 | 34 | 71-7048 | 17 | 19 | 82-6981 | 75 | 20 |
| 70-4144 | 31 | 21 | 71-1419 | 31 | 29 | 71-7050 | 17 | 37 | 82-7021 | 35 | 11 |
| 70-4152 | 31 | 16 | 71-1448 | 27 | 8  | 71-7051 | 19 | 51 | 82-7560 | 53 | 9  |
| 70-4221 | 17 | 25 | 71-1462 | 21 | 11 | 71-7058 | 41 | 15 | 82-8245 | 55 | 19 |
| 70-4538 | 13 | 6  | 71-1860 | 81 | 44 | 71-7103 | 17 | 64 |         | 57 | 19 |
| 70-4568 | 21 | 4  | 71-2361 | 17 | 56 |         | 19 | 52 |         | 59 | 29 |
| 70-4569 | 21 | 6  | 71-2599 | 17 | 38 | 71-7166 | 19 | 50 | 82-8382 | 35 | 13 |
| 70-4603 | 17 | 21 | 71-2663 | 11 | 13 | 71-7176 | 41 | 9  | 82-9054 | 39 | 12 |
| 70-4707 | 21 | 17 | 71-2800 | 11 | 3  | 71-7191 | 17 | 10 | 82-9063 | 55 | 21 |
| 70-5085 | 31 | 15 | 71-2877 | 11 | 11 | 71-7194 | 17 | 5  |         | 57 | 21 |
| 70-5087 | 31 | 17 | 71-2930 | 21 | 15 | 71-7196 | 17 | 11 | 82-9089 | 39 | 14 |
| 70-5088 | 13 | 3  | 71-3006 | 11 | 21 | 71-7202 | 17 | 17 | 82-9093 | 53 | 3  |
| 70-5660 | 79 | 7  | 71-3013 | 13 | 13 |         | 79 | 3  | 82-9353 | 75 | 42 |
| 70-5874 | 33 | 14 | 71-3330 | 17 | 13 | 71-7203 | 17 | 24 | 82-9355 | 75 | 43 |
| 70-6159 | 11 | 34 | 71-3354 | 11 | 28 | 71-7253 | 15 | 2  | 82-9561 | 73 | 10 |
| 70-6299 | 13 | 21 | 71-3347 | 15 | 11 | 71-7263 | 21 | 5  | 83-2007 | 43 | 54 |
|         | 17 | 22 | 71-3542 | 11 | 15 | 71-7317 | 15 | 1  | 83-2266 | 37 | 10 |
| 70-6387 | 21 | 4  | 71-3544 | 11 | 16 | 71-7318 | 21 | 1  |         | 45 | 9  |
| 70-6523 | 11 | 33 | 71-3549 | 17 | 39 | 71-7386 | 13 | 1  |         | 49 | 21 |
| 70-6559 | 13 | 31 | 71-3550 | 41 | 17 | 71-7444 | 11 | 5  | 83-2508 | 75 | 44 |
|         | 13 | 33 | 71-3551 | 41 | 20 | 71-7464 | 31 | 1  | 83-2521 | 37 | 2  |
|         | 21 | 21 | 71-3553 | 17 | 33 | 71-7489 | 13 | 9  | 83-2641 | 37 | 24 |
| 70-6681 | 15 | 4  | 71-3556 | 79 | 6  | 71-7503 | 17 | 15 | 83-2689 | 37 | 6  |
| 70-6857 | 33 | 6  | 71-3666 | 11 | 36 | 71-7505 | 79 | 1  | 83-2690 | 37 | 7  |
| 70-7351 | 71 | 10 | 71-3668 | 17 | 36 | 71-7506 | 17 | 16 | 83-2691 | 37 | 5  |
| 70-7354 | 13 | 32 | 71-3673 | 17 | 50 |         | 79 | 2  | 83-2692 | 37 | 8  |
|         | 21 | 13 | 71-3681 | 17 | 49 | 71-7507 | 33 | 1  | 83-2796 | 61 | 6  |
| 70-7400 | 17 | 26 | 71-3690 | 9  | 5  | 71-7508 | 33 | 2  | 83-2829 | 41 | 3  |
| 70-7512 | 33 | 13 |         | 11 | 26 | 71-7584 | 41 | 2  | 83-2846 | 39 | 25 |
| 70-7563 | 17 | 9  | 71-3691 | 9  | 8  | 71-7628 | 13 | 8  | 83-2847 | 39 | 26 |
| 70-8038 | 11 | 14 | 71-3692 | 9  | 11 | 71-7679 | 11 | 38 | 83-2848 | 39 | 20 |
| 70-8163 | 21 | 19 | 71-3700 | 11 | 29 | 71-7703 | 9  | 6  | 83-2849 | 39 | 21 |
| 70-8751 | 13 | 14 | 71-3748 | 17 | 28 |         | 11 | 27 |         | 75 | 13 |
| 70-8782 | 13 | 18 | 71-3749 | 53 | 11 | 71-7741 | 9  | 9  | 83-3793 | 35 | 8  |
|         | 27 | 36 | 71-3754 | 41 | 10 | 71-7742 | 9  | 12 | 83-4086 | 39 | 44 |
| 70-8860 | 33 | 5  | 71-3778 | 9  | 1  | 72-0002 | 11 | 1  | 83-4395 | 55 | 5  |
| 70-9330 | 13 | 15 |         | 11 | 25 | 72-0004 | 11 | 6  |         | 57 | 5  |
| 70-9334 | 13 | 28 | 71-3892 | 31 | 2  | 72-0005 | 19 | 47 | 83-4782 | 53 | 4  |
| 70-9336 | 13 | 17 | 71-3895 | 31 | 10 | 72-0006 | 19 | 48 | 83-4784 | 63 | 16 |
| 70-9360 | 31 | 20 | 71-3896 | 31 | 11 | 72-0007 | 33 | 19 | 83-4800 | 63 | 13 |
| 70-9516 | 17 | 20 | 71-3910 | 15 | 9  | 72-0008 | 33 | 20 | 83-4806 | 61 | 20 |
|         | 79 | 5  | 71-3989 | 13 | 11 | 72-0025 | 11 | 32 | 83-4807 | 83 | 3  |
| 70-9554 | 79 | 12 | 71-3995 | 9  | 12 | 82-1335 | 59 | 13 |         |    |    |
| 70-9555 | 79 | 13 |         |    |    |         | 65 | 6  |         |    |    |
|         |    |    |         |    |    | 82-1880 | 13 | 16 |         |    |    |
|         |    |    |         |    |    |         | 31 | 9  |         |    |    |



CLASSIC  
BIKE SPARES



| Part No. | Page | Item | Part No. | Page | Item | Part No. | Page | Item | Part No. | Page | Item |
|----------|------|------|----------|------|------|----------|------|------|----------|------|------|
| 83-4808  | 83   | 4    | 83-7952  | 55   | 1    | 97-1581  | 65   | 9    | 99-0690  | 75   | 8    |
| 83-4930  | 55   | 18   | 83-7970  | 55   | 11   | 97-1931  | 55   | 7    | 99-0692  | 75   | 5    |
|          |      | 57   |          |      | 11   |          |      | 7    | 99-1033  | 19   | 14   |
| 83-4931  | 55   | 16   | 83-8023  | 75   | 31   |          |      | 44   |          | 81   | 12   |
|          |      | 57   | 83-8026  | 75   | 32   | 97-2221  | 65   | 11   | 99-1034  | 19   | 16   |
| 83-4932  | 55   | 17   | 83-8034  | 39   | 1    | 97-2291  | 65   | 4    |          | 81   | 14   |
|          |      | 57   | 83-8036  | 39   | 2    | 97-3894  | 53   | 19   | 99-1035  | 19   | 15   |
| 83-4934  | 55   | 22   | 83-8038  | 39   | 3    | 97-4028  | 43   | 52   |          | 81   | 13   |
|          |      | 57   | 83-8052  | 51   | 14   | 97-4031  | 43   | 53   | 99-1036  | 19   | 11   |
| 83-5001  | 63   | 5    | 83-8054  | 51   | 16   | 97-4476  | 43   | 13   |          | 81   | 9    |
| 83-5105  | 63   | 15   | 83-8087  | 57   | 1    | 97-4573  | 71   | 14   | 99-1124  | 19   | 30   |
| 83-5161  | 81   | 45   | 83-8101  | 75   | 40   | 97-4574  | 71   | 12   |          | 81   | 28   |
| 83-5448  | 59   | 22   | 83-8318  | 57   | 1    | 97-4575  | 71   | 13   | 99-1189  | 75   | 7    |
| 83-5449  | 59   | 23   | 83-8326  | 51   | 20   | 97-4577  | 71   | 11   | 99-1207  | 75   | 23   |
| 83-7009  | 39   | 29   | 83-8327  | 51   | 21   | 97-4588  | 71   | 21   | 99-1208  | 75   | 24   |
| 83-7059  | 39   | 11   | 83-8333  | 51   | 1    | 97-4596  | 75   | 17   | 99-1209  | 75   | 25   |
| 83-7094  | 63   | 1    | 83-8347  | 59   | 36   | 97-5000  | 71   | 17   | 99-1210  | 75   | 27   |
| 83-7148  | 59   | 17   | 83-9547  | 59   | 34   | 97-5061  | 55   | 26   | 99-3789  | 9    | 4    |
| 83-7154  | 41   | 22   | 83-8656  | 55   | 27   |          |      | 26   | 99-3790  | 9    | 7    |
| 83-7235  | 59   | 39   |          |      | 27   | 97-7070  | 43   | 7    | 99-3791  | 9    | 10   |
|          |      | 75   | 84-0001  | 35   | 1    | 97-7071  | 43   | 8    | 99-7001  | 9    | 17   |
| 83-7256  | 39   | 8    | 84-0003  | 37   | 1    | 97-7119  | 43   | 57   | 99-7002  | 9    | 18   |
| 83-7259  | 39   | 9    | 84-0007  | 59   | 2    | 97-7120  | 75   | 18   | 99-7037  | 9    | 19   |
| 83-7323  | 59   | 43   | 84-0008  | 59   | 25   | 97-7123  | 75   | 22   | 99-7040  | 9    | 20   |
| 83-7328  | 53   | 18   | 84-0009  | 59   | 26   | 97-7198  | 43   | 55   | 99-7041  | 9    | 21   |
| 83-7329  | 53   | 13   | 84-0010  | 59   | 5    | 97-7199  | 43   | 56   | 99-7042  | 9    | 22   |
| 83-7391  | 53   | 1    | 84-0011  | 39   | 30   | 97-7205  | 65   | 1    | 99-7050  | 71   | 3    |
| 83-7460  | 35   | 6    | 84-0013  | 51   | 7    | 97-7259  | 65   | 2    |          | 75   | 9    |
| 83-7467  | 39   | 40   | 84-0015  | 51   | 13   | 98-0001  | 43   | 1    | 99-7054  | 75   | 26   |
| 83-7504  | 73   | 1    | 84-0016  | 61   | 5    | 98-0002  | 43   | 9    | 99-7056  | 63   | 10   |
|          |      | 75   | 84-0017  | 37   | 12   | 98-0005  | 43   | 2    | 99-7058  | 11   | 18   |
| 83-7532  | 35   | 4    | 84-0020  | 33   | 21   | 98-0006  | 43   | 16   | 99-7066  | 63   | 11   |
| 83-7542  | 53   | 5    | 84-0021  | 19   | 41   | 98-0007  | 43   | 18   | 99-7086  | 19   | 23   |
| 83-7544  | 53   | 6    | 84-0022  | 19   | 44   | 98-0008  | 61   | 1    |          | 81   | 21   |
| 83-7553  | 35   | 10   | 84-0023  | 73   | 25   | 98-0009  | 47   | 13   | 99-7093  | 19   | 39   |
| 83-7555  | 61   | 16   | 84-0024  | 59   | 32   | 98-0010  | 47   | 14   |          | 81   | 37   |
| 83-7588  | 55   | 1    | 84-0025  | 59   | 33   | 98-0011  | 47   | 4    | 99-7096  | 19   | 8    |
| 83-7598  | 53   | 1    | 84-0027  | 41   | 1    | 99-0173  | 71   | 8    |          | 81   | 6    |
| 83-7600  | 39   | 10   | 84-0033  | 75   | 51   | 99-0438  | 19   | 28   | 99-7097  | 19   | 9    |
| 83-7602  | 39   | 16   | 928/071  | 19   | 18   |          |      | 26   |          | 81   | 7    |
| 83-7703  | 59   | 15   |          |      | 16   | 99-0510  | 19   | 12   | 99-7098  | 75   | 4    |
| 83-7729  | 19   | 43   | 928/105  | 19   | 10   |          |      | 10   | 99-7117  | 19   | 21   |
|          |      | 81   |          |      | 8    | 99-0512  | 19   | 22   |          | 81   | 19   |
| 83-7869  | 59   | 10   | 928/106  | 19   | 5    |          |      | 20   | 99-7125  | 9    | 13   |
| 83-7882  | 59   | 16   |          |      | 3    | 99-0513  | 19   | 24   | 99-7126  | 9    | 14   |
| 83-7885  | 83   | 1    | 930/032  | 19   | 4    |          |      | 22   | 99-7127  | 9    | 15   |
| 83-7886  | 83   | 2    | 930/033  | 19   | 3    | 99-0515  | 19   | 31   | 99-7508  | 9    | 16   |
| 83-7888  | 59   | 1    | 97-0200  | 17   | 7    |          |      | 29   |          | 15   | 6    |
| 83-7893  | 53   | 2    | 97-0430  | 21   | 12   | 99-0516  | 19   | 32   | 99-7509  | 75   | 2    |
| 83-7899  | 53   | 2    | 97-0961  | 61   | 21   |          |      | 30   | 99-7510  | 75   | 2    |
| 83-7910  | 59   | 41   | 97-1388  | 53   | 20   | 99-0517  | 19   | 29   | 99-9980  | 75   | 14   |
|          |      |      |          |      | 32   |          |      | 27   |          |      |      |
|          |      |      | 97-1425  | 65   | 3    | 99-0520  | 19   | 33   |          |      |      |
|          |      |      | 97-1527  | 65   | 7    |          |      | 31   |          |      |      |
|          |      |      | 97-1529  | 65   | 8    | 99-0537  | 75   | 28   |          |      |      |
|          |      |      | 97-1580  | 65   | 10   | 99-0542  | 63   | 12   |          |      |      |
|          |      |      |          |      | 5    | 99-0683  | 75   | 6    |          |      |      |



**CLASSIC  
BIKE SPARES**