

WD

CROWN COPYRIGHT RESERVED

W.D. CODE No. 18560

20-10255C

**RESTRICTED**

The information given in this document  
is not to be communicated either directly  
or indirectly to the Press or any person  
not authorised to receive it.

# PARTS LIST

FOR

**MOTOR CYCLE 500 c.c. SV. TWIN TYPE TRW. 2B TRIUMPH**


CONTRACT No. 6/VEHS/16762/CB28B. Cat. Ref. No. 28

TRIUMPH ENGINEERING CO. LTD.


MERIDEN WORKS, ALLESLEY,

COVENTRY.





LEFT-HAND VIEW.




RIGHT-HAND VIEW

 **CLASSIC  
BIKE SPARES**

# INDEX OF CONTENTS

	Page No.		Page No.
<b>AIR FILTER GROUP</b> ... ..	31	<b>EXHAUST SYSTEM GROUP</b> ... ..	10
<b>BATTERY AND CARRIER GROUP</b> ... ..	39	<b>FOOTREST GROUP</b> ... ..	30
<b>CARRIER AND PANNIER GROUP</b> ... ..	24	Pillion footrest ... ..	30
Carrier ... ..	24	<b>FRAME GROUP</b> ... ..	16
Pannier frames ... ..	24	Front portion ... ..	16
Pannier bag ... ..	24	Rear portion ... ..	16
<b>CHAIN GROUP</b> ... ..	25	<b>FRONT FORK GROUP</b> ... ..	18
<b>CHAINGUARD GROUP</b> ... ..	25	Steering cups, cones and balls ... ..	20
<b>CONTROL CABLE GROUP</b> ... ..	29	Steering damper ... ..	20
Clutch cable ... ..	29	<b>FRONT WHEEL GROUP</b> ... ..	20
Exhaust valve lifter cable ... ..	30	Front wheel brake ... ..	22
Front brake cable ... ..	29	<b>GEAR BOX GROUP</b> ... ..	11
Throttle cable ... ..	29	Clutch control ... ..	14
<b>ELECTRICAL EQUIPMENT GROUP</b> ... ..	35	Gear control (enclosed footchange) ... ..	13
Alternator ... ..	38	Gear control (selector mechanism) ... ..	13
Ammeter ... ..	37	Gearbox casing ... ..	11
Coil ... ..	38	Clutch and shock absorber ... ..	14
Dipper switch ... ..	37	Gearbox fittings ... ..	13
Distributor ... ..	37	Gearbox sprocket ... ..	14
Headlamp ... ..	35	Kickstarter ... ..	14
Horn ... ..	36	Shafts and gears ... ..	13
Lighting and ignition switch ... ..	37	<b>HANDLEBAR GROUP</b> ... ..	28
Pilot lamp ... ..	35	Clutch and exhaust valve lifter control ... ..	29
Rectifier ... ..	38	Front brake control ... ..	28
Stop lamp switch ... ..	37	Handlebar ... ..	28
Stop/Tail lamp ... ..	36	Throttle control ... ..	28
Wiring harness ... ..	38	<b>MUDGUARD GROUP</b> ... ..	23
<b>ENGINE GROUP</b> ... ..	5	Front mudguard ... ..	23
Connecting rods ... ..	7	Rear mudguard ... ..	23
Crankcase ... ..	7	<b>NUMBER PLATE GROUP</b> ... ..	23
Crankcase filter ... ..	9	<b>OIL TANK GROUP</b> ... ..	27
Crankcase undershield ... ..	9	Oil pipes ... ..	27
Crankshaft and flywheel assembly ... ..	7	<b>PETROL TANK GROUP</b> ... ..	26
Cylinder block ... ..	5	Attachment fittings ... ..	27
Cylinder head ... ..	5	Petrol taps and pipes ... ..	27
Engine sprocket and shock absorber ... ..	10	Tank parcel grid ... ..	27
Oil pump ... ..	9	<b>PILLION SEAT GROUP</b> ... ..	30
Oil release valve and indicator ... ..	9	<b>PRIMARY CHAINCASE GROUP</b> ... ..	25
Pistons ... ..	7	Inner cover ... ..	25
Tapets ... ..	5	Outer cover ... ..	25
Timing gears ... ..	10	<b>ENGINE PLATE GROUP</b> ... ..	16
Timing gear cover ... ..	10		
Torque stays ... ..	5		
Valves ... ..	5		
Valve chamber cover ... ..	5		



## INDEX OF CONTENTS—*continued*

	Page No.		Page No.
REAR BRAKE CONTROL GROUP ...	31	SPARKING PLUG GROUP ... ..	34
REAR WHEEL GROUP ... ..	22	SPEEDOMETER GROUP ... ..	39
Rear wheel brake ... ..	22		
SADDLE GROUP ... ..	31	STAND GROUP ... ..	24
		Front stand ... ..	24
SOLEX CARBURETTER GROUP ... ..	33	Rear stand ... ..	24
Carburetter fittings (Triumph) ... ..	33	Prop stand ... ..	24
TOOL BOX GROUP ... ..	32	TOOL KIT GROUP ... ..	32

## INDEX OF ILLUSTRATIONS

Fig. No.	Title	Page No.	Fig. No.	Title	Page No.
1	Crankcase, cylinder block and head ...	6	8	Front wheel and mudguard ... ..	21
2	Crankshaft assembly, pistons and timing gears ... ..	8	9	Rear wheel ... ..	21
3	Gearbox shafts, gears and casing ...	12	10	Petrol and oil tanks ... ..	26
4	Clutch and shock absorber ... ..	15	11	Handlebar and controls ... ..	28
5	Engine plates, studs and nuts ... ..	15	12	Solex carburetter ... ..	34
6	Frame arrangement ... ..	17	13	Head and pilot lamps ... ..	35
7	Telescopic front fork ... ..	19	14	Distributor type DKX2A ... ..	36

**For machines supplied on Contract 6/VEHS/21330**  
See page 44. Alterations 2 and 3 only.

**For machines supplied on Contract 6/VEHS/22335**  
See page 44. Alterations 1, 2, 3 and 4.

**For machines supplied on Contract 6/VEHS/22589**  
See page 44. Alterations 1, 2, 3 and 4.



Plate Ref.	Makers' Part No.	DESCRIPTION	No. Off	Misc. or M.T. Part Number
<b>ENGINE GROUP</b>				
	ENTRW-28	Engine complete with distributor, alternator and carburetter ... ..	1	
<b>CYLINDER BLOCK</b>				
1-8	E.3524	Block, cylinder ... ..	1	
1-34	E.2373	Washer, cylinder block base ... ..	1	
1-6	E.3055	Stud, cylinder block to head ... ..	10	
1-7	E.3056	Stud, cylinder block to head and torque stay	2	
	E.3102	Stud, cylinder block to carburetter ... ..	2	
1-31	E.3058	Stud, cylinder block valve chamber ... ..	2	
	GS134	Dowel, cylinder block valve chamber ... ..	2	
1-41	S1-51	Nut, cylinder base stud ... ..	6	
1-42	S25-3	Washer, cylinder base stud ... ..	8	
1-41A	E.1310	Nut, cylinder base stud at valve chamber ... ..	2	
<b>CYLINDER HEAD</b>				
1-3	E.3054	Head, cylinder ... ..	1	
1-4	E.2387	Gasket, cylinder head ... ..	1	
1-1	E.2412	Nut, cylinder head to block studs ... ..	12	
1-2	GS308	Washer, cylinder head to block studs ... ..	12	
	E.2440	Plug, cylinder head timing ... ..	1	
	E.2441	Washer, cylinder head timing plug ... ..	1	
<b>TORQUE STAYS</b>				
	E.2939	Stay, engine torque, L/H ... ..	1	
	E.2940	Stay, engine torque, R/H ... ..	1	
	E.2941	Clip, stay to frame ... ..	1	
	E.2412	Nut, stay to engine stud ... ..	2	
	F.1031	Bolt, stay to frame clip ... ..	1	
	PO.172A	Nut, stay to frame clip ... ..	1	
	S25-3	Washer, stay to frame clip ... ..	1	
<b>VALVES</b>				
1-9	E.2382	Valve, inlet ... ..	2	
1-9	E.2383	Valve, exhaust ... ..	2	
1-10	E.3062	Guide, inlet and exhaust ... ..	4	
1-12	E.2413	Spring, inlet and exhaust valve ... ..	4	
1-11	E.2384	Collar, valve spring top ... ..	4	
1-13	E.2417	Collar, valve spring bottom ... ..	4	
1-14	WE259A	Cotter, valve split ... ..	8	
<b>TAPPETS</b>				
1-18	E.3490	Tappet ... ..	4	
1-15	E.2375	Adjuster, tappet ... ..	4	
1-16A	E.3491	Spring, tappet adjuster ... ..	4	
1-17	E.2434	Distance piece, tappet ... ..	2	
1-16	E.3492	Cap, tappet adjuster spring ... ..	4	
<b>VALVE CHAMBER COVER</b>				
1-30	E.3099	Cover, valve chamber ... ..	1	
1-19	E.2446	Washer, valve chamber joint ... ..	1	
1-33	E.2386	Domed nut, valve chamber cover ... ..	2	
1-22	E.2377	Spindle, exhaust valve lifter ... ..	1	
	E.2936	Washer, spindle oil seal ... ..	1	
1-20	E.2378	Lever, spindle internal ... ..	2	

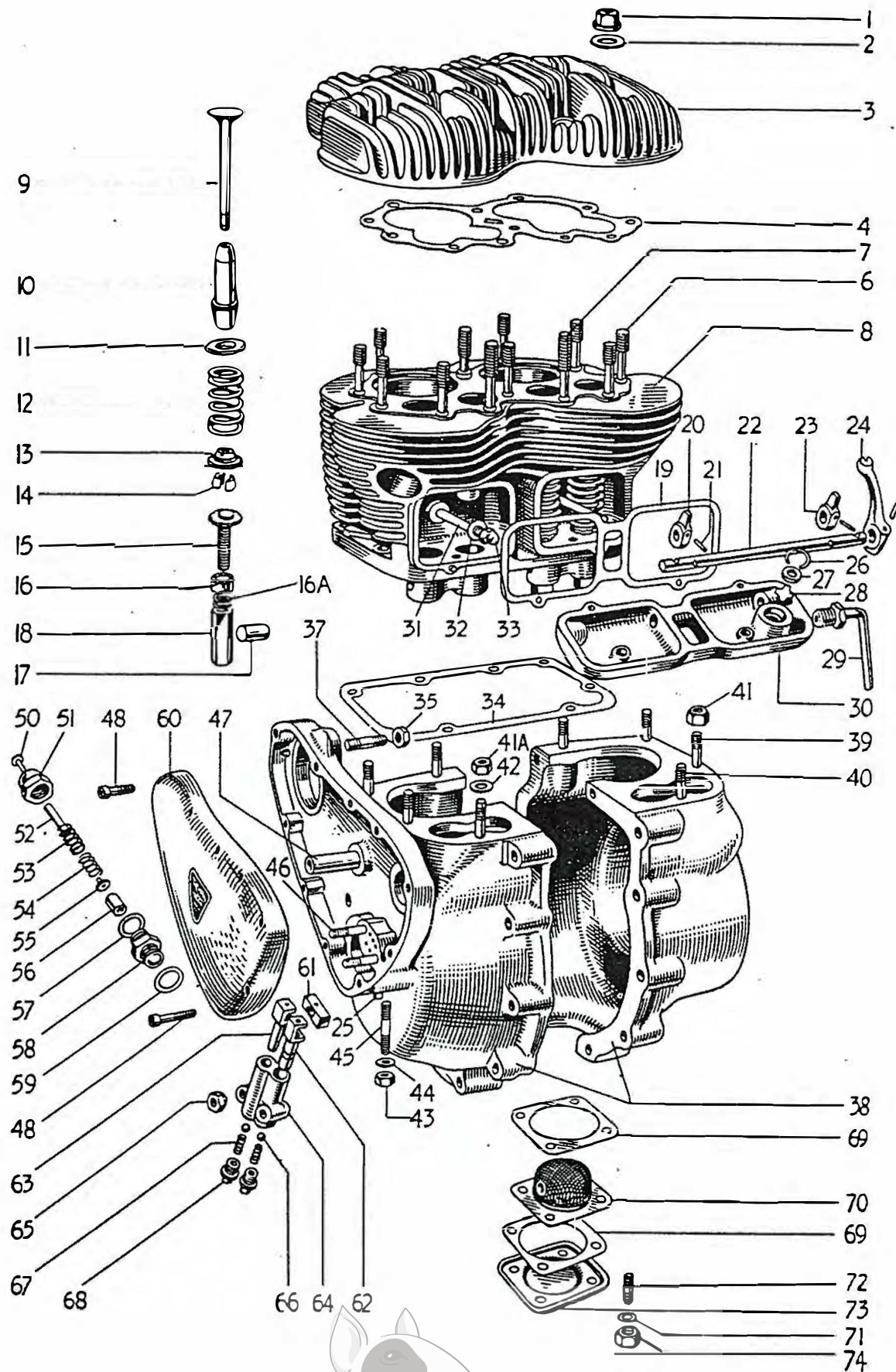


Fig. 1. CRANKCASE, CYLINDER BLOCK AND HEAD.

Plate Ref.	Makers' Part No.	DESCRIPTION	No. Off	Misc. or M.T. Part Number
<b>Valve Chamber Cover—continued</b>				
1-24	E.2379	Lever, spindle external ... ..	1	
1-21	E.2380	Taper pin, levers to spindle ... ..	3	
1-29	E.3497	Pipe, crankcase breather assembly ... ..	1	
	F.3339	Extension pipe, crankcase breather ... ..	1	
1-28	E.3080	Diaphragm, crankcase breather ... ..	1	
1-27	E.2906	Plate, diaphragm retaining ... ..	1	
1-26	E.1767	Circlip, diaphragm retaining plate ... ..	1	
<b>PISTONS AND RINGS</b>				
2-3	CP.105	PISTON COMPLETE ... ..	2	
2-1	E.656	Ring, piston compression ... ..	2	
2-1A	*E.3048	Ring, (taper) piston compression ... ..	2	
2-2	GE.29	Ring, piston scraper ... ..	2	
2-4	E.2322	Pin, piston gudgeon ... ..	2	
2-5	E.2323	Circlip, gudgeon pin ... ..	4	
2-3	CP.105/20	PISTON, COMPLETE 0.020" O/S ... ..	2	
2-1	E.656/20	Ring, piston compression 0.020" O/S ... ..	2	
2-1A	*E.3048/20	Ring, (taper) piston compression 0.020" O/S ... ..	2	
2-2	GE.29/20	Ring, piston scraper 0.020" O/S ... ..	2	
2-4	E.2322	Pin, piston gudgeon ... ..	2	
2-5	E.2323	Circlip, gudgeon pin ... ..	4	
2-3	CP.105/40	PISTON COMPLETE, 0.040" O/S ... ..	2	
2-1	E.656/40	Ring, piston compression, 0.040" O/S ... ..	2	
2-1A	*E.3048/40	Ring, (taper) piston compression, 0.040" O/S ... ..	2	
2-2	GE.29/40	Ring, piston scraper, 0.040" O/S ... ..	2	
2-4	E.2322	Pin, piston gudgeon ... ..	2	
2-5	E.2323	Circlip, gudgeon pin ... ..	4	
*To be fitted in the middle groove. The upper face of the ring is marked Top, this must face towards the top of the piston.				
<b>CRANKSHAFT AND FLYWHEEL ASSY.</b>				
2-25	E.2328	Flywheel ... ..	1	
2-26	E.3522	CRANKSHAFT, L/H SIDE ... ..	1	
2-32	E.3114	Stud, L H side crankshaft ... ..	1	
2-20	E.2299	Crankshaft, R/H side ... ..	1	
2-22	E.3519	Tube, crankshaft oil seal assembly ... ..	1	
2-22A	E.3460	Washer oil seal tube (rubber) ... ..	2	
2-23	E.2329	Bolt, crankshaft to flywheel ... ..	2	
2-24	E.1797	Nut, crankshaft to flywheel ... ..	2	
<b>CONNECTING RODS</b>				
2-7	E.2324	ROD, CONNECTING C/W BUSHES ... ..	2	
2-21	E.2326	Bush, connecting rod big ends ... ..	2	
2-6	E.2325	Bush, connecting rod small ends ... ..	2	
2-21	E.2326/10	Bush, connecting rod big end, 0.010" O/S ... ..	2	
<b>CRANKCASE</b>				
1-38	E.2806/7	CRANKCASE ASSEMBLY C/W BEARINGS ... ..	1	
2-28	E.1591	Bearing, L/H side ... ..	1	
2-33	E.2816	Disc, L/H bearing ... ..	1	LV6/MT7/6023
2-29	E.2926	Oil seal, L/H bearing ... ..	1	
2-18	E.2331	Bearing, R/H side (plain) ... ..	1	LV6/MT1/PT/212116/N10
2-38	E.2333	Bush, camshaft L/H ... ..	1	
2-10	E.2332	Bush, camshaft R/H ... ..	1	
2-18	E.2331/10	Bearing, R/H side (plain) 0.010" U/S ... ..	1	
1-39	E.2389	Stud, crankcase to cylinder base ... ..	6	

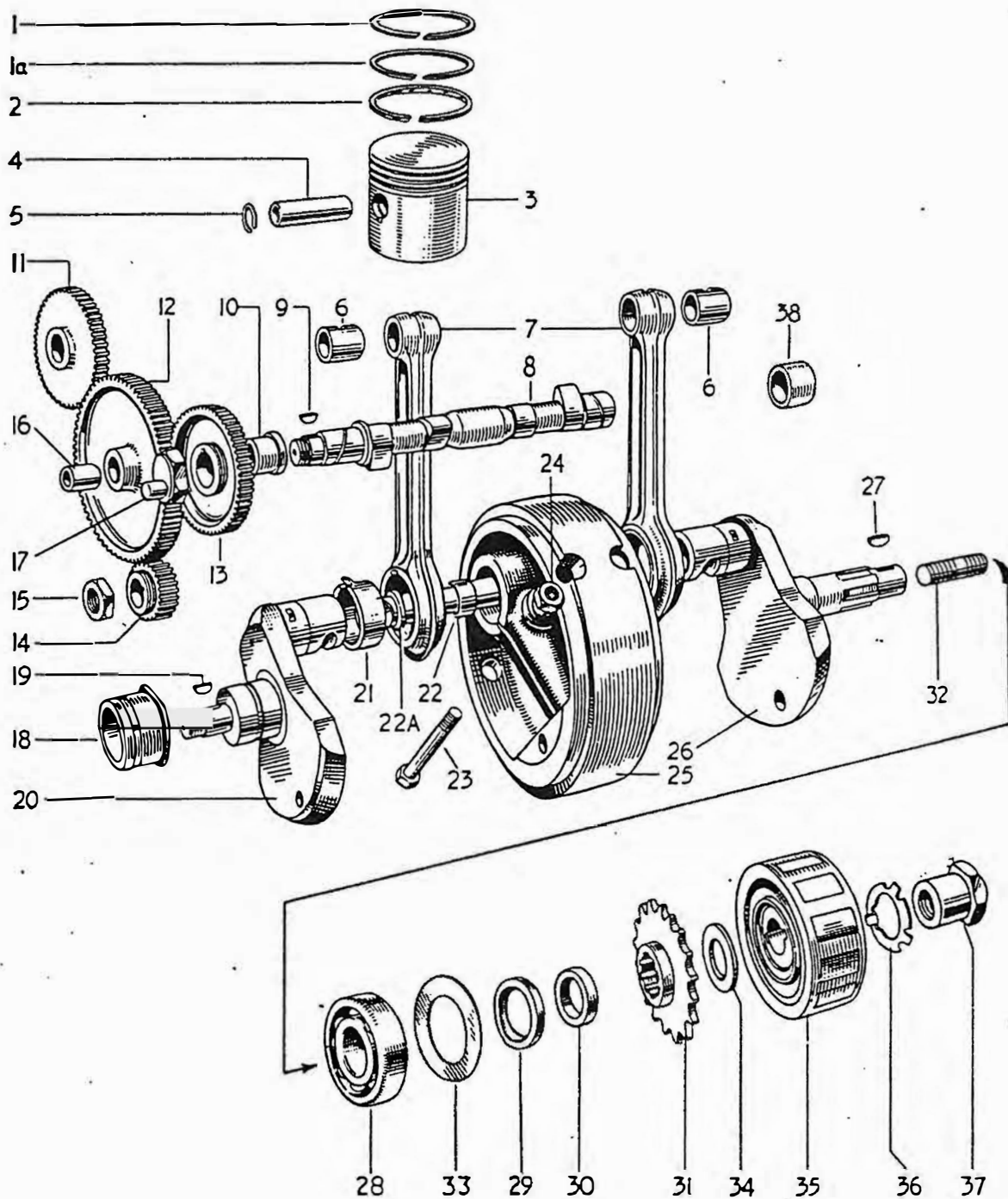


Fig. 2. CRANKSHAFT ASSEMBLY, PISTONS AND TIMING GEARS.





Plate Ref.	Makers' Part No.	DESCRIPTION	No. Off	Misc. or M.T. Part Number
<b>Crankcase—continued</b>				
1-40	E.2428	Stud, crankcase to cylinder base (spigot) ...	2	
1-46	E.1536	Stud, crankcase to oil pump ...	2	
1-37	E.2022	Stud, crankcase to distributor ...	3	
1-45	E.2022	Stud, crankcase to oil junction block ...	1	
1-25	E.1532	Dowel, crankcase to junction block hollow ...	1	
	E.1579	Dowel, crankcase halves ...	1	
1-72	E.1540	Stud, crankcase to oil filter ...	4	
	S46-15	Plug, crankcase R/H inspection ...	1	
	PT.104B	Washer, crankcase R/H inspection plug ...	1	
	E.2342	Pipe, crankcase oil return ...	1	
	E.1509	Clip, crankcase oil return pipe ...	1	
	E.1645	Screw, crankcase oil return pipe ...	1	
	E.2853	Plug, crankcase L/H upper rear stud ...	1	
	GS761	Washer, crankcase L/H upper rear stud ...	1	
1-47	E.2334	Spindle, intermediate timing gear ...	1	
5-4	E.2437	Bolt, crankcase top rear ...	1	
	S25-3	Washer, crankcase top rear bolt ...	1	
	E.1647	Screw, crankcase internal boss ...	1	
See page 15 for Engine Plate, Studs and Nuts.				
<b>CRANKCASE FILTER</b>				
1-70	E.2343	Filter, crankcase oil ...	1	
1-69	E.2344	Washer, filter joint ...	2	
1-73	E.2345	Cover, filter ...	1	
1-74	F.879	Nut, filter securing ...	4	
1-71	E.1612	Washer, filter bolt spring ...	4	
<b>CRANKCASE UNDERSHIELD</b>				
	F.3079	Undershield, crankcase ...	1	
	F.3078	Bracket, undershield ...	1	
	F.1369	Bolt, undershield bracket ...	2	
	F.879	Nut, undershield bracket bolt ...	2	
<b>OIL PUMP</b>				
	E.2354	OIL PUMP COMPLETE ...	1	
1-64	E.2355	Body, oil pump ...	1	
1-63	E.2358	Plunger, oil pump feed ...	1	
1-62	E.2359	Plunger, oil pump scavenge ...	1	
1-61	E.495	Slider block, oil pump ...	1	
1-66	S70-7	Ball, oil pump valve ...	2	
1-67	E.403	Spring, oil pump valve ...	2	
1-68	E.2360	Plug, oil pump valve ...	2	
	E.2356	Washer, oil pump joint ...	1	
1-63	F.879	Nut, oil pump securing ...	2	
	E.1612	Washer, oil pump securing nut ...	2	
<b>OIL RELEASE VALVE AND PRESSURE INDICATOR</b>				
	E.2795	VALVE ASSEMBLY, OIL RELEASE AND PRESSURE INDICATOR ...	1	
1-58	E.2794	Body, oil release valve ...	1	
1-56	GS251	Piston, oil release valve ...	1	
1-53	E.2788	Spring, oil release valve main ...	1	
1-54	E.2789	Spring, oil release valve auxilliary ...	1	
1-51	E.2790	Cap, oil release valve body ...	1	
1-57	GS.254	Washer, oil release valve cap ...	1	
1-50	E.2791	Shaft, indicator ...	1	

LV6/MT7/163

Plate Ref.	Makers' Part No.	DESCRIPTION	No. Off	Misc. or M.T. Part Number
<b>Oil Release Valve—continued</b>				
1-52	E.2793	Tube, indicator rubber ... ..	1	
1-55	E.2792	Nut, indicator shaft ... ..	1	
1-59	E.1670	Washer, oil release valve body ... ..	1	
<b>TIMING GEAR COVER</b>				
1-60	E.2297	Cover, timing gear ... ..	1	
1-48	E.3439	Screw, timing gear cover (long) ... ..	1	
1-48	E.3437	Screw, timing gear cover (short) ... ..	9	
<b>TIMING GEARS</b>				
2-14	E.2346	Pinion, crankshaft timing (28T) ... ..	1	
2-19	GS.305	Key, crankshaft timing pinion ... ..	1	
2-15	E.2419	Nut, crankshaft timing pinion ... ..	1	
2-8	E.2301	Camshaft ... ..	1	
2-13	E.2352	Pinion, camshaft (56T) ... ..	1	
2-9	E.1558	Key, camshaft pinion ... ..	1	
2-17	E.1463	Nut, camshaft pinion eccentric ... ..	1	
2-12	E.2998	WHEEL, INTERMEDIATE GEAR (85T) ... ..	1	
2-16	E.2999	Bush, intermediate gear wheel ... ..	1	
For distributor drive see page 37.				
<b>ENGINE SPROCKET AND SHOCK ABSORBER</b>				
2-31	E.3108/19	Sprocket, engine (19T) ... ..	1	
2-30	E.3129	Collar ... ..	1	
2-34	E.3116	Washer, rotor backing ... ..	1	
2-27	E.3115	Key, rotor to crankshaft ... ..	1	
For A.C. Generator, rotor securing nut and fittings, see page 38.				
<b>EXHAUST SYSTEM GROUP</b>				
<b>EXHAUST PIPES</b>				
	E.2947	Pipe, exhaust L/H ... ..	1	
	E.2949	Pipe, exhaust R/H ... ..	1	
	E.2857	Clip, exhaust L/H to extension pipe ... ..	1	
	TE.164D	"D" washer, clip bolt ... ..	1	
	TE.164E	Bolt, clip ... ..	1	
	TE.164C	"D" Nut, clip bolt ... ..	1	
<b>SILENCER</b>				
	E.3450	Silencer ... ..	1	
	E.2857	Clip, silencer to exhaust pipe ... ..	1	
	TE.164D	"D" washer, clip bolt ... ..	1	
	TE.164E	Bolt, clip ... ..	1	
	TE.164C	"D" nut, clip bolt ... ..	1	
	H.570	Bolt, silencer to frame ... ..	1	
	T.224	Nut, silencer to frame bolt ... ..	1	



Plate Ref.	Makers' Part No.	DESCRIPTION	No. Off	Misc. or M.T. Part Number
<b>GEARBOX GROUP</b>				
	T.1336	Gearbox assembly less clutch ... ..	1	
<b>GEARBOX CASING</b>				
		<b>CASING WITH BUSHES, GEARBOX</b> ...	1	
3-1	T.909	Bush, layshaft ... ..	1	
3-33	T.911	Peg, layshaft bush ... ..	1	
3-34	T.912	Disc, layshaft bush ... ..	1	
3-35	T.981	Bush, camplate spindle ... ..	1	
3-36	T.341	Peg, camplate spindle bush ... ..	1	
3-94	E.3449	Dowel, casing to inner cover ... ..	1	
3-2	T.989	Stud, gearbox casing ... ..	2	
3-3	E.698	Bearing, high gear ... ..	1	LV6/MT7/4363
3-28	T.448	Oil seal, bearing ... ..	1	LV6/MT1/PT/250118/N10
3-29	T.946	Circlip, bearing retaining ... ..	1	
3-30	E.489	Plunger, gear control camplate ... ..	1	
3-46	T.44	Spring, camplate plunger ... ..	1	
3-48	T.373	Nut, camplate plunger spring domed ... ..	1	
3-47	T.372	Plug, gearbox drain ... ..	1	
3-14	S46-15	Washer, gearbox drain plug ... ..	1	
3-15	PT.104B			
<b>INNER COVER</b>				
		<b>COVER WITH BUSHES, GEARBOX INNER</b>	1	
3-7	T.1307	Quadrant, gear indicator ... ..	1	Not serviced
3-66	T.396	Pin, gear indicator quadrant... ..	2	Not serviced
3-67	D.208-17	Bush layshaft ... ..	1	
3-33	T.911	Peg, layshaft bush ... ..	1	
3-34	T.912	Bush, footchange spindle inner ... ..	1	
3-37	T.412	Stop, K/S quadrant ... ..	1	
3-11	T.45	Stud, gearbox inner cover ... ..	1	
3-8	T.323A	Bearing, mainshaft ... ..	1	LV6/MT7/6013
3-31	S35-7	Circlip, mainshaft bearing ... ..	1	
3-32	T.280	Plug, level ... ..	1	
3-14	S46-15	Washer, level plug ... ..	1	
3-15	PT.104B	Quadrant, gear operating ... ..	1	
3-42	T.397	Spindle, gear operating quadrant ... ..	1	
3-43	T.399	Split pin, 1½" x ⅜" dia. ... ..	1	
3-63	T.395	Finger, gear indicator ... ..	1	
3-64	T.224	Nut, gear indicator ... ..	1	
3-65	S25-3	Washer, gear indicator ... ..	1	
	E.3436	Screw, inner cover to casing (long) ... ..	1	
	E.3437	Screw, inner cover to casing ... ..	3	
For speedometer drive parts, see page 39.				
<b>OUTER COVER</b>				
		<b>COVER WITH BUSHES, GEARBOX OUTER</b>	1	
3-6	T.935	Bush, footchange spindle outer ... ..	1	
3-38	T.57	Bush, kickstarter outer ... ..	1	
3-39	T.23	Peg, kickstarter spring anchor ... ..	1	
3-72	T.47	Stud, footchange guide plate ... ..	4	
3-53	T.454	Cap, gearbox oil filler ... ..	1	
3-12	E.1564	Washer, gearbox oil filler joint ... ..	1	
3-13	E.1577	Screw, outer cover to casing (long) ... ..	1	
	E.3442	Screw, outer cover to casing ... ..	1	
	E.3438	Screw, outer cover to inner cover ... ..	2	
	E.3437	Screw, outer cover to inner cover (long) ... ..	1	
3-4	E.3439	Nut, outer cover to casing ... ..	3	
	S1-51			

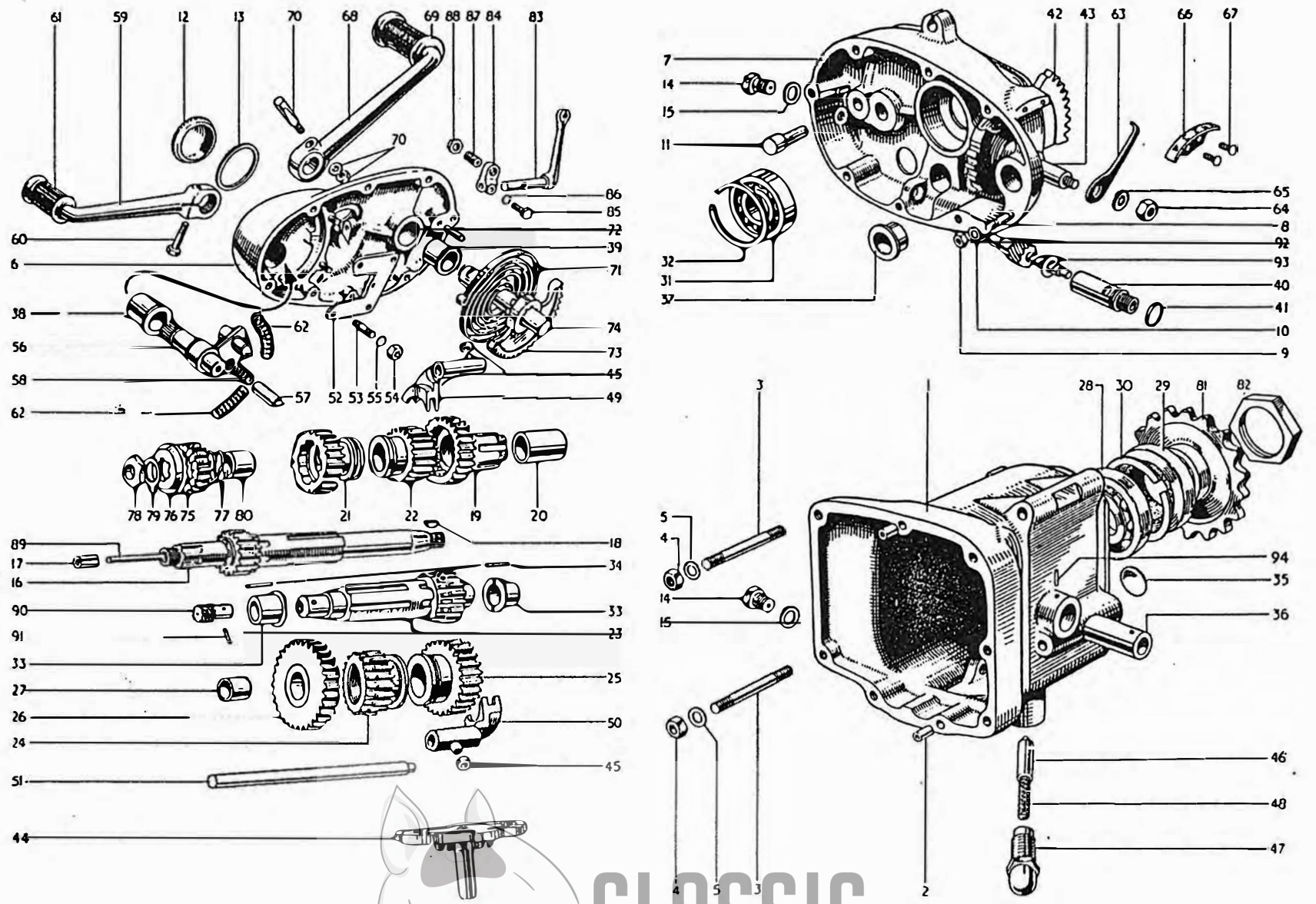


Fig. 3. GEARBOX SHAFTS, GEARS AND CASING.

CLASSIC BIKE SPARES

Plate Ref.	Makers' Part No.	DESCRIPTION	No. Off	Misc. or M.T. Part Number
		<b>Outer Cover—continued</b>		
3-5	S.25-3	Washer, outer cover to casing nut ... ..	3	
		<b>SHAFTS AND GEARS</b>		
3-16	T.914	MAINSHAFT C/W LOW GEAR (16T) ... ..	1	
3-17	PT.108B	Bush, mainshaft for clutch rod ... ..	1	
3-18	S66-1	Woodruff Key No. 6 ... ..	1	LV6/MT1/19637
4-1	T.1047	Nut, clutch to mainshaft ... ..	1	
4-2	T.1045	Washer, clutch to mainshaft plain ... ..	1	
4-3	T.1046	Washer, clutch to mainshaft lock ... ..	1	
3-19	T.969	GEAR, MAINSHAFT HIGH (28T) ... ..	1	
3-20	T.920	Bush, mainshaft high gear ... ..	1	
3-21	T.917	Gear, mainshaft 3rd (24T) ... ..	1	
3-22	T.968	Gear, mainshaft 2nd (19T) ... ..	1	
3-23	T.971	Layshaft, c/w high gear and speedo gear (8T)	1	
3-24	T.930	Gear, layshaft, 3rd (22T) ... ..	1	
3-25	T.974	Gear, layshaft, 2nd (27T) ... ..	1	
3-26	T.926	GEAR, LAYSHAFT, LOW (30T) ... ..	1	
3-27	T.928	Bush, layshaft, low gear ... ..	1	
		<b>GEAR CONTROL (SELECTOR MECHANISM)</b>		
3-44	T.500	Camplate, gear control ... ..	1	
3-45	NT.261	Roller, gear control camplate ... ..	2	
3-49	T.260B	Fork, gear control selector mainshaft ... ..	1	
3-50	T.913	Fork, gear control selector layshaft ... ..	1	
3-51	T.291	Rod, gear control forks ... ..	1	
		<b>GEAR CONTROL (ENCLOSED FOOTCHANGE)</b>		
3-52	T.407	Plate, footchange guide ... ..	1	
3-54	F.879	Nut, footchange guide plate stud ... ..	4	
3-55	E.1612	Washer, shakeproof, footchange guide plate stud ... ..	4	
3-56	T.408/9	Quadrant, gearchange plunger ... ..	1	
3-57	T.406	Plunger, gear quadrant ... ..	2	
3-58	T.405	Spring, gear quadrant plunger ... ..	2	
3-62	T.404	Spring, footchange pedal return ... ..	2	
3-59	T.398	Pedal, footchange ... ..	1	
3-60	W.932	Setscrew, footchange pedal ... ..	1	
3-61	T.449	Rubber, pedal ... ..	1	
		<b>GEARBOX FITTINGS</b>		
6-32	T.717	Plate, gearbox mounting ... ..	2	
6-78	T.456	Stud, gearbox ... ..	2	
6-79	S.1-51	Nut, gearbox stud ... ..	3	
6-80	T.461	Nut, gearbox stud ... ..	1	
	S.26-3	Washer, gearbox stud spring ... ..	2	
6-18	F.1681	Bolt, gearbox to frame clamp ... ..	1	
6-19	S.4-13	Nut, gearbox clamp bolt ... ..	1	
	S.25-8	Washer, gearbox clamp bolt ... ..	1	
6-20	F.3108	Bolt, gearbox pivot ... ..	1	
6-21	PO.172A	Nut, gearbox pivot bolt ... ..	1	
	S26-1	Washer, gearbox pivot bolt ... ..	1	
6-82	T.887	Adjuster, primary chain ... ..	1	

Plate Ref.	Makers' Part No.	DESCRIPTION	No. Off	Misc. or M.T. Part Number
<b>KICKSTARTER</b>				
3-68	T.1270	FOLDING KICKSTARTER CRANK ASSY.	1	LV6/MT7/5912
	T.1271	Crank, kickstarter ... ..	1	
	T.1167	Spring, crank for ball ... ..	1	
	S.70-3	Ball, crank for pedal ... ..	1	
	T.1272	Pedal, kickstarter ... ..	1	
	T.1273	Bolt, pedal pivot ... ..	1	
3-69	F.1814	Rubber, pedal ... ..	1	
3-70	S52-1	Cotter pin, with nut and washer ... ..	1	
3-71	T.31	Spring, kickstarter return ... ..	1	
3-73	T.25A	Quadrant, kickstarter ... ..	1	
3-74	T.24A	Shaft, kickstarter axle ... ..	1	
3-75	T.730	Pinion, kickstarter ... ..	1	
3-76	T.731	Ratchet, kickstarter ... ..	1	
3-80	T.1338	Sleeve, kickstarter pinion ... ..	1	
3-77	T.1250	Spring, kickstarter pinion ... ..	1	
3-78	NT.297	Nut, kickstarter ratchet ... ..	1	
3-79	T.732	Washer, kickstarter ratchet lock ... ..	1	
<b>GEARBOX SPROCKET</b>				
3-81	T.471A	Sprocket, gearbox (18T) ... ..	1	
3-82	T.440	Nut, gearbox sprocket locking ... ..	1	
<b>CLUTCH AND SHOCK ABSORBER</b>				
	T.1360	CLUTCH ASSEMBLY ... ..	1	
4-4	T.940	Clutch housing with sprocket ... ..	1	
	T.472	Ring, clutch bearing ... ..	1	
4-13	T.394	Roller ... ..	20	
4-5	T.1037	Centre, clutch ... ..	1	
4-12	T.418	Hub, clutch ... ..	1	
4-14	T.1362	Plate, clutch driving bonded ... ..	4	
4-16	T.1363	Plate, clutch driven ... ..	5	
4-17	T.429	Spring, clutch ... ..	4	
4-18	T.423	Pin, clutch spring ... ..	4	
4-19	T.427	Nut, clutch spring pin ... ..	4	
4-20	T.425	Cup, clutch spring ... ..	4	
4-21	T.986	Plate assembly, clutch pressure ... ..	1	
	T.422	Button, clutch pressure plate ... ..	1	
4-6	T.1039	Plate, inner shock absorber retaining ... ..	1	
4-7	T.1040	Screw, inner and outer retaining plates ... ..	8	
4-8	T.1041	Spider, shock absorber ... ..	1	
4-9	T.1185	Rubber insert, driving ... ..	4	
4-10	T.1043	Rubber insert, rebound ... ..	4	
4-11	T.1044	Plate, outer shock absorber retaining ... ..	1	
<b>CLUTCH CONTROL</b>				
3-83	T.487	Lever, clutch operating ... ..	1	
	T.495	Cap, clutch operating lever rubber ... ..	1	
3-84	T.402	Arm, clutch operating lever ... ..	1	
3-85	T.401	Peg, clutch operating lever ... ..	1	
3-86	E.1612	Washer, clutch operating peg (shakeproof) ... ..	1	
3-87	T.413	Pin, clutch lever adjusting with ball ... ..	1	
3-88	T.453	Nut, clutch lever adjusting pin locking ... ..	1	
3-89	T.455	Rod, clutch lever operating ... ..	1	



**CLASSIC**  
**BIKE SPARES**

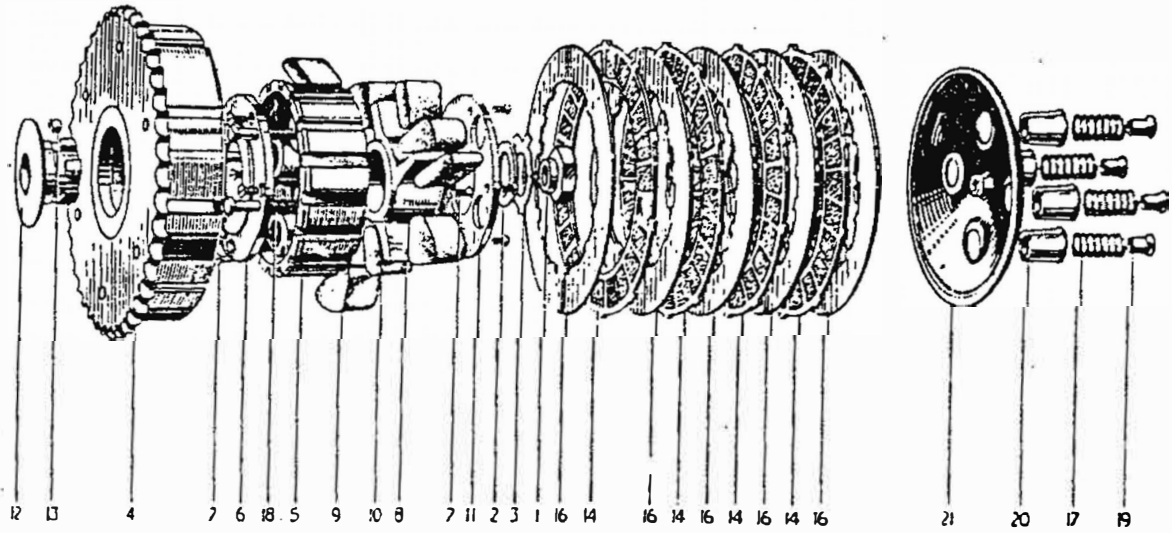


Fig. 4. CLUTCH AND SHOCK ABSORBER.

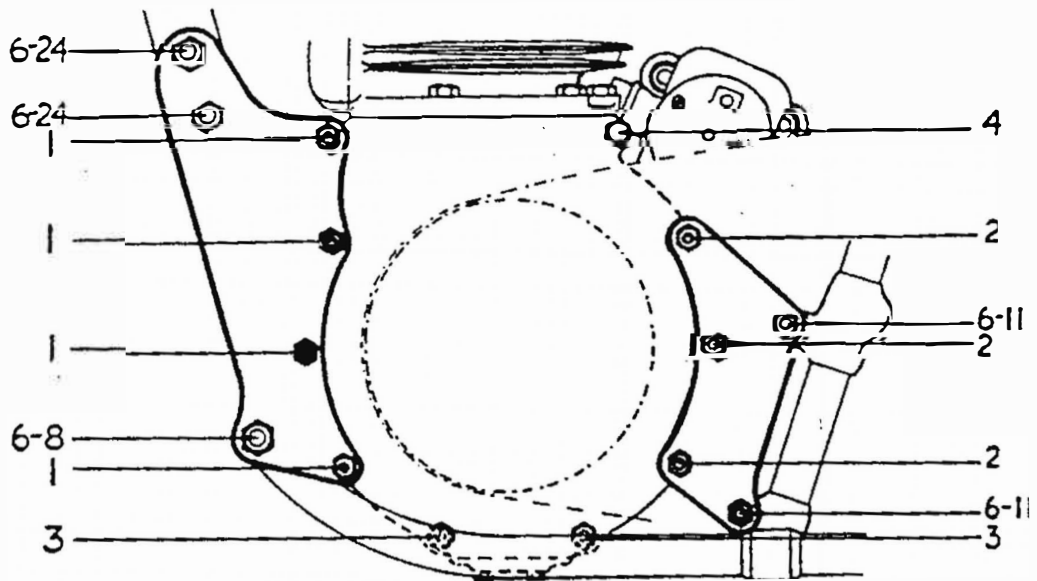


Fig. 5. ENGINE PLATES, STUDS AND NUTS.

Plate Ref.	Makers' Part No.	DESCRIPTION	No. Off	Misc. or M.T. Part Number
<b>FRAME GROUP</b>				
<b>FRONT PORTION</b>				
6-2	F.3295	Frame, front portion ... ..	1	
6-12	E.1023	Stud, seat lug to back stays ... ..	1	
6-9	PO.172A	Nut, seat lug to back stays stud ... ..	2	
	S26-1	Washer, seat lug to back stays stud ... ..	2	
6-13	F.994	Stud, frame to chain stay seat tube ... ..	1	
6-14	S1-30	Nut, frame to chain stay seat tube stud ... ..	2	
6-7	F.1682	Stud, oil tank and air filter to frame ... ..	2	
	SCZ.45	Washer, frame to chain stay seat tube stud ... ..	2	
6-3	NW100	Lubricator, steering column ... ..	1	LV6/MT1/TT/NC.6057
<b>REAR PORTION</b>				
6-67	F.3319	Frame, rear portion ... ..	1	
6-58	F.969	Screw, rear chain adjuster ... ..	2	
6-59	F.1008	Locknut, rear chain adjuster screw ... ..	2	
6-29	F.3067	Plate, engine front assembly ... ..	1	
6-30	F.3070	Plate, engine rear, L/H ... ..	1	
6-31	F.3071	PLATE ENGINE REAR, R/H ... ..	1	
	F.1117	Dowel, footrest to engine plate ... ..	2	
<b>ENGINE PLATE AND CRANKCASE STUDS, NUTS AND WASHERS</b>				
6-24	F.1711	Stud, engine plate to frame ... ..	2	
6-25	PO.172A	Nut, for F.1711 stud ... ..	4	
	S26-1	Washer, for PO.172A nut ... ..	4	
6-8	F.839	Stud, engine plate to frame, front (bottom) ... ..	1	
6-6	PO.172A	Nut, for F.839 stud ... ..	2	
	S26-1	Washer, for PO.172A nut ... ..	2	
6-11	E.654	Stud, engine plate to frame, rear ... ..	2	
6-10	S1-51	Nut, for E.654 stud ... ..	4	
	S26-3	Washer, for S1-S1 nut ... ..	4	
5-1	E.2888	Stud, crankcase to engine plate, front ... ..	4	
	S1-51	Nut, for E.2888 stud ... ..	6	
	E.2889	Nut, for E.2888 stud (bottom front) ... ..	2	
	S26-3	Washer, for S1-S1 and E.2889 nut ... ..	8	
5-2	E.654	Stud, crankcase to engine plate, rear ... ..	3	
	S1-51	Nut, for E.654 stud ... ..	6	
	S26-3	Washer, for S1-S1 nut ... ..	6	
5-3	E.2555	Stud, crankcase bottom ... ..	2	
	S1-51	Nut, for E.2555 stud ... ..	4	
	S25-3	Washer, for S1-S1 nut ... ..	4	





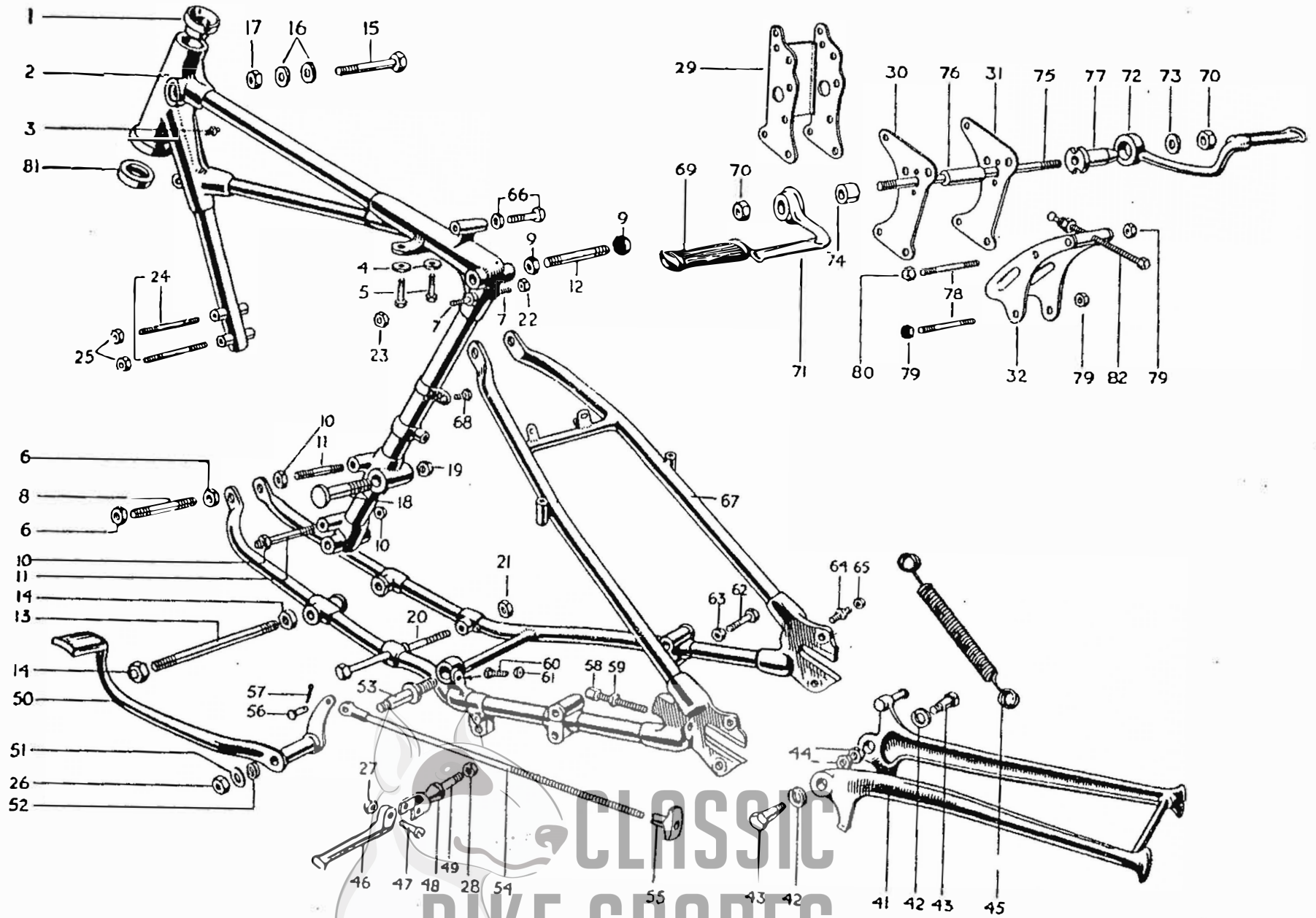


FIG. 6. FRAME ARRANGEMENT.

CLASSIC  
BIKE SPARES

Plate Ref.	Makers' Part No.	DESCRIPTION	No. Off	Misc. or M.T. Part Number
<b>FRONT FORK GROUP</b>				
	H.988	FORK ASSEMBLY ... ..	1	
7-1	H.663A	Lug, fork head ... ..	1	
7-2	F.1760	Bolt, head lug pinch ... ..	1	
7-3	H.379	Nut, head lug bolt ... ..	1	
7-4	H.660	"U" bolt, handlebar clamp ... ..	2	
	S.25-3	Washer, handlebar clamp ... ..	4	
7-5	S1-51	Nut, handlebar clamp ... ..	4	
7-6	H.970	Crown lug and stem, fork ... ..	4	
7-7	H.405	Nut, crown and stem sleeve ... ..	1	
7-8	H.941	Bolt, crown and stem to stanchion pinch ...	2	
7-9	H.975	Nut, crown and stem to stanchion pinch bolt	2	
	E.2288	Washer, crown and stem to stanchion pinch	2	
7-10	H.799	Cover, nacelle L/H ... ..	1	
7-11	H.800	Cover, nacelle R/H ... ..	1	
7-15	H.420	Washer, cover tube felt ... ..	2	
7-16	H.414	Cover tube bottom, c/w wheel spindle lug L/H ... ..	1	
7-17	H.415	Cover tube bottom, c/w wheel spindle lug R/H ... ..	1	
7-18	H.519	Plug, cover tube drain ... ..	2	
7-19	H.430	Washer, cover tube drain plug ... ..	2	
7-20	F.1760	Bolt, L/H cover tube wheel lug pinch ...	1	
7-21	H.379	Nut, L/H cover tube wheel lug bolt ...	1	
7-22	H.390	Sleeve, cover tube dust excluder ...	2	
7-23	H.391	Washer, cover tube dust excluder sleeve felt sleeve felt ... ..	2	
7-24	H.445	Washer, inner retaining for H.391 ...	2	
7-25	H.431	Washer, outer retaining for H.391 ...	2	
7-26	H.441	Bearing, cover tube top ... ..	2	
7-27	H.382A	Stanchion ... ..	2	
7-28	H.519A	Plug, stanchion oil filler ... ..	2	
7-29	H.430	Washer, stanchion oil filler ... ..	2	
7-30	H.432A	Nut, stanchion to top lug ... ..	2	
7-31	H.443	Bearing, stanchion lower ... ..	2	
7-32	H.444	Nut, stanchion hydraulic stop ... ..	2	
7-33	H.750	Spring, main (identification mark, Green)	2	
7-34	H.399A	Rod, oil restrictor ... ..	2	
7-35	H.452	Restrictor, oil ... ..	2	
7-36	H.453	Cup, oil restrictor rod ... ..	2	
7-37	H.454	Pin, oil restrictor rod cup ... ..	2	
7-38	F.879	Nut, oil restrictor rod ... ..	2	
7-39	H.394	Tube, pressure ... ..	2	
7-40	H.1012	Body, pressure tube valve ... ..	2	
7-41	H.397	Sleeve, pressure tube support ... ..	2	
	H.500	Pin, valve body ... ..	2	
7-42	H.398	Bolt, pressure valve body to lug ... ..	2	
7-43	E.1335	Washer, pressure valve body to lug ...	2	
<p>The fork assembly part number H.988 also includes the steering damper as listed on page 20.</p>				
7-12	H.917	Top unit, nacelle ... ..	1	
	H.669	Grommet, handlebar rubber ... ..	2	
	H.689	Screw, top unit to bottom unit (rear) ...	2	
	H.691	Nut for H.689 ... ..	2	
	E.2880	Washer for H.691 ... ..	2	
7-13	H.623	Motif (flash) L/H ... ..	1	
7-14	H.624	Motif (flash) R/H ... ..	1	

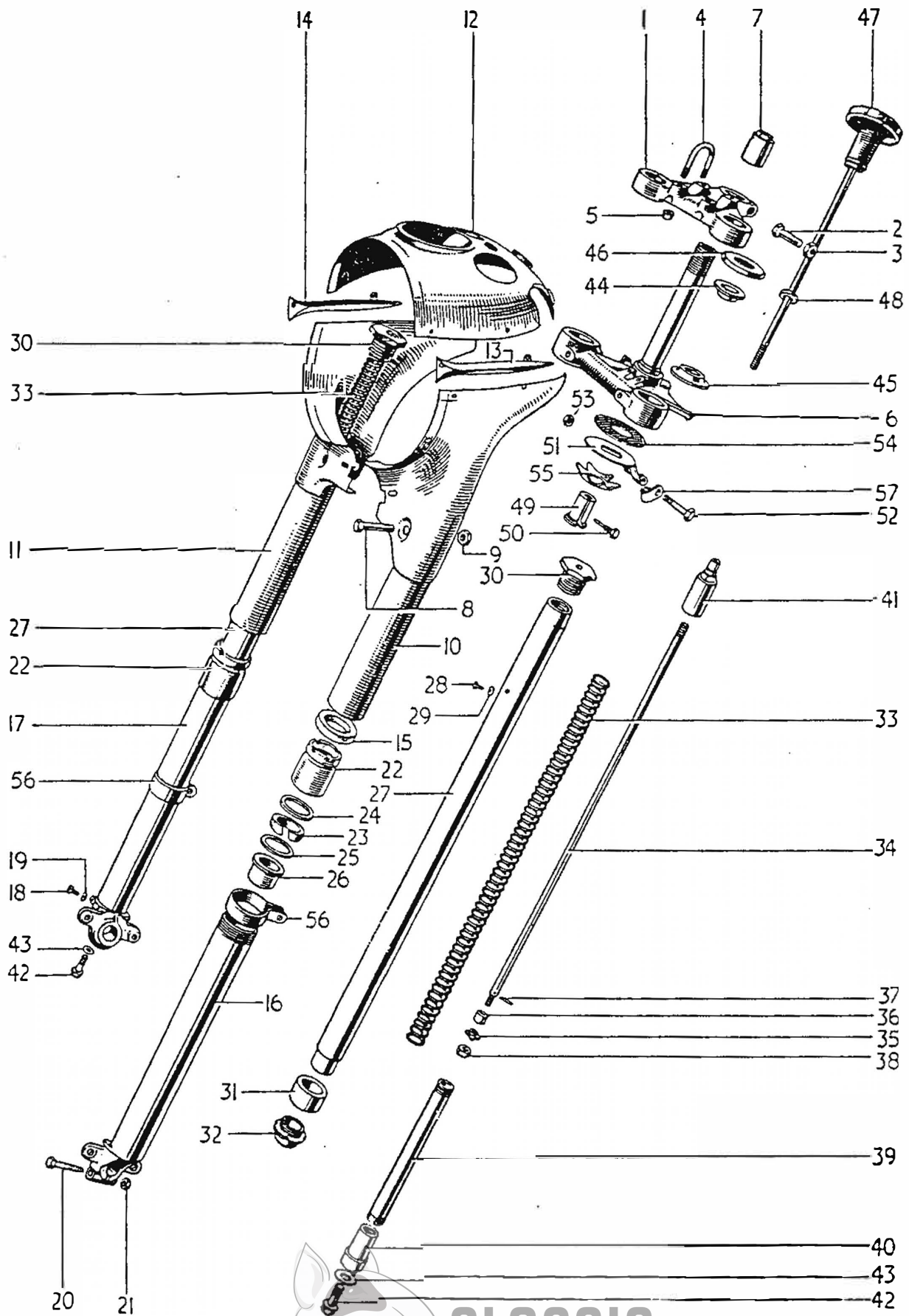

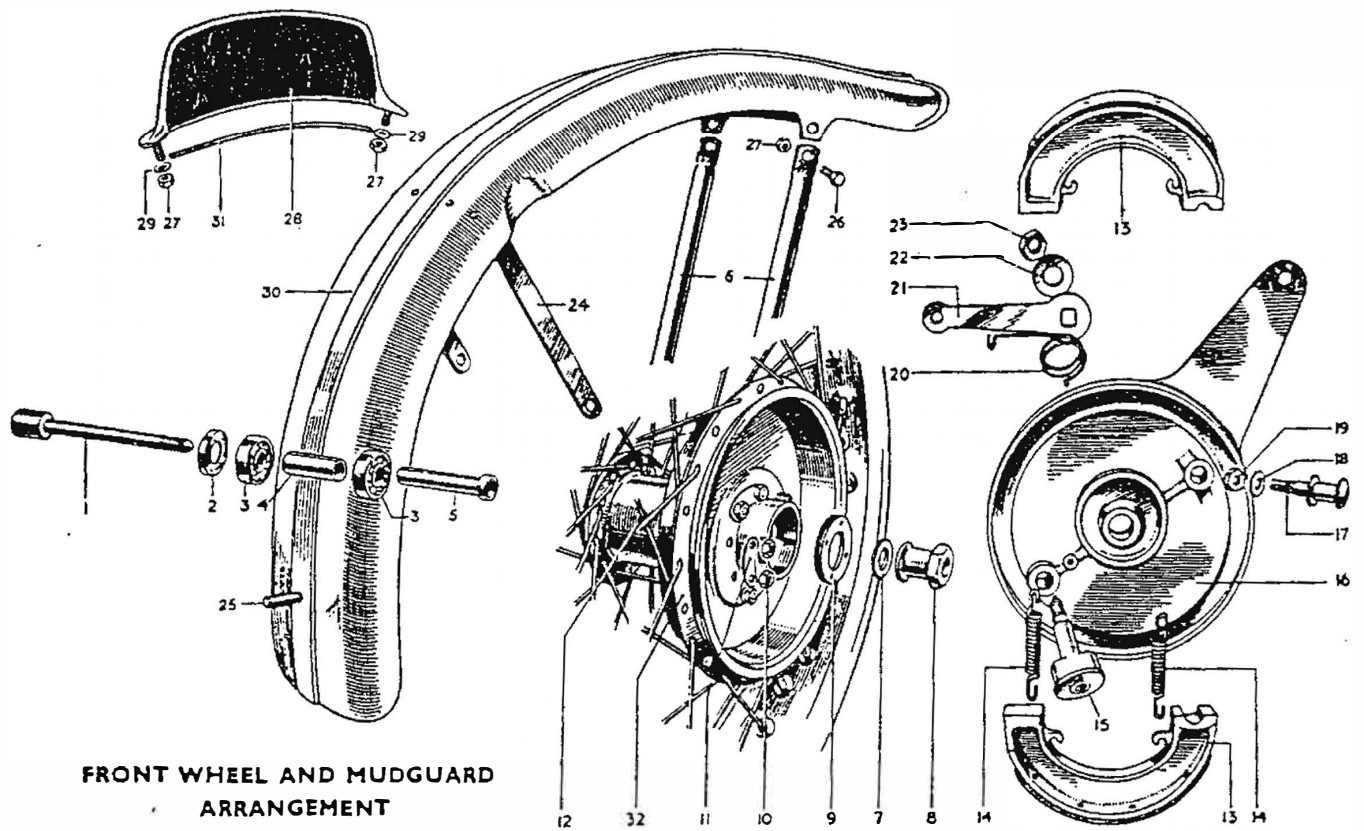


Fig. 7. TELESCOPIC FRONT FORK.

Plate Ref.	Makers' Part No.	DESCRIPTION	No. Off	Misc. or M.T. Part Number
		<b>Front Fork—continued</b>		
	H.688	Screw, motif front ... ..	2	
	H.691	Nut, motif front ... ..	2	
	E.2880	Washer, for H.691 ... ..	2	
	H.687	Screw, top and bottom units ... ..	2	
		<b>STEERING CUPS, CONES AND BALLS</b>		
6-1	H.437	Cup, frame lug, top ... ..	1	
6-81	H.111	Cup, frame lug, bottom ... ..	1	
7-44	H.438	Cone, head lug top ... ..	1	
7-45	H.439	Cone, crown and stem bottom ... ..	1	
	S.70-4	Ball, top race $\frac{3}{8}$ " ... ..	22	LV6/MT7/162
	S.70-3	Ball, bottom race $\frac{1}{4}$ " ... ..	20	LV6/MT7/5912
7-46	H.407	Cover, top cone dust ... ..	1	
		<b>STEERING DAMPER</b>		
7-47	H.536	Knob, with rod ... ..	1	
7-48	H.565	Washer, rod ... ..	1	
7-49	H.408	Sleeve, rod adjusting ... ..	1	
7-50	H.409	Pin, securing sleeve ... ..	1	
7-51	H.724	Plate, damper anchor ... ..	1	
7-52	F.1718	Bolt, damper anchor plate ... ..	1	
7-53	H.518	Nut, damper anchor plate bolt ... ..	1	
	S25-3	Washer, damper anchor plate bolt ... ..	1	
7-54	H.435	Disc, damper friction ... ..	1	
7-55	H.95	Plate, friction disc spring ... ..	1	
		<b>FRONT WHEEL GROUP</b>		
	W.938	WHEEL, FRONT, LESS BEARINGS AND BRAKE ASSEMBLY ... ..	1	
	W.351	Rim, front wheel ... ..	1	
	W.933	Spoke, short $6\frac{3}{8}$ " $\times$ 10G $\times$ 83° R/H, complete with nipple ... ..	10	
	W.934	Spoke, short $6\frac{3}{8}$ " $\times$ 10G $\times$ 94° R/H, complete with nipple ... ..	10	
	W.660	Spoke, long $8\frac{1}{4}$ " $\times$ 10G $\times$ 88° L/H, complete with nipple ... ..	10	
	W.661	Spoke, long $8\frac{1}{4}$ " $\times$ 10G $\times$ 90° L/H, complete with nipple ... ..	10	
	S79-2	Nipple, spoke ... ..	40	
	W.573A	Hub ... ..	1	
8-32	W.940	Drum, brake ... ..	8	
	W.62	Bolt, brake drum ... ..	8	
8-10	S1-51	Nut, brake drum bolt ... ..	4	
8-11	W.63	Lockplate, brake drum nut ... ..	1	
8-1	W.578	Spindle, front wheel hub ... ..	1	
8-5	W.761	Sleeve and collar, front wheel spindle ... ..	1	
8-8	W.544	Nut, front wheel spindle ... ..	1	
8-7	W.545	Washer, front wheel spindle nut ... ..	2	LV6/MT7/6083
8-3	W.653	Bearing, front wheel ball ... ..	1	
8-4	W.481	Distance piece, ball bearing ... ..	1	
8-9	W.582	Ring, ball bearing, retaining ... ..	1	
8-2	W.583	Cap, ball bearing, dust ... ..	1	





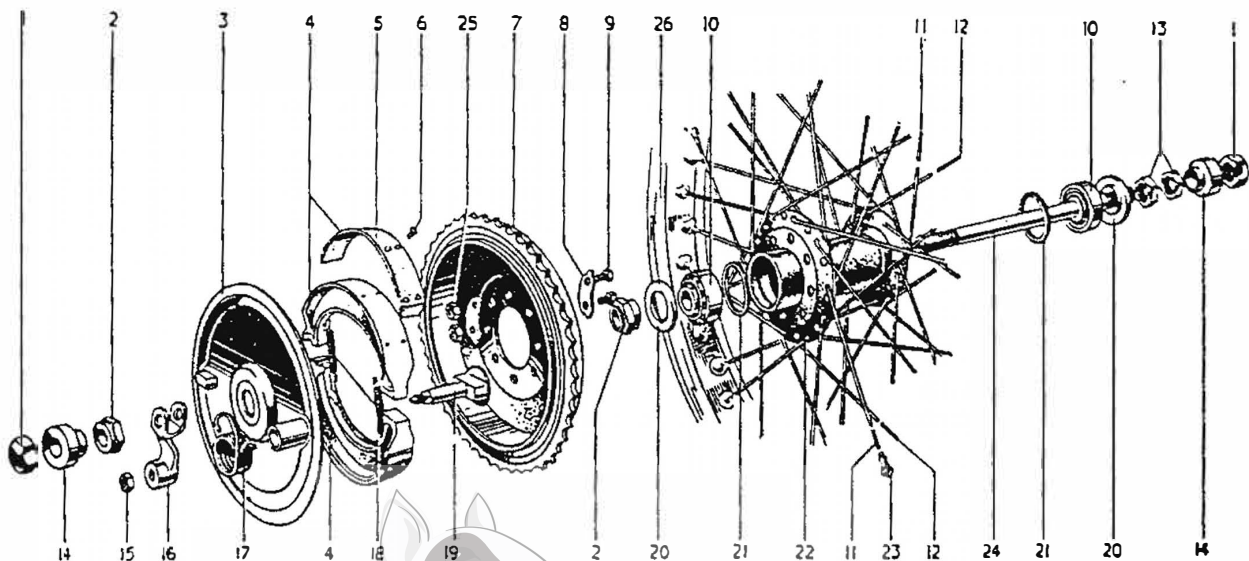
**FRONT WHEEL AND MUDGUARD  
ARRANGEMENT**

**Fig. 8. FRONT WHEEL AND MUDGUARD.**

**SPECIAL NOTE : WHEEL BUILDING.** Spokes with specially angled heads ensures very sturdy wheel construction. To maintain this condition, state clearly when ordering sundry spokes :—

(a) Side of wheel, i.e. L/H or R/H.

(b) Whether head of spoke is toward or away from wheel centre, i.e., Front wheel: 83° towards centre. 90° away from centre. 88° towards centre. 94° away from centre.



**Fig. 9. REAR WHEEL.**

Plate Ref.	Makers' Part No.	DESCRIPTION	No. Off	Misc. or M.T. Part Number
<b>Front Wheel—continued</b>				
<b>FRONT WHEEL BRAKE</b>				
8-16	W.585	Plate, front brake anchor ... ..	1	
8-17	W.588	Pin, front brake shoe fulcrum ... ..	1	
8-19	PO.172A	Nut, front brake shoe fulcrum pin ... ..	1	
8-18	E.2288	Washer, front brake shoe fulcrum pin ... ..	1	
	W.591	Abutment, brake cable adjuster ... ..	1	
8-13	W.93	SHOE, BRAKE C/W LINING ... ..	2	
	NW.243	Lining, brake shoe ... ..	2	
	W.129	Rivets, brake lining ... ..	16	
8-14	W.135	Spring, brake shoe return ... ..	2	
8-15	W.386A	Cam, brake ... ..	1	
8-21	W.589	Lever, front brake cam ... ..	1	
8-23	S1-51	Nut, front brake cam lever ... ..	1	
8-22	S25-6	Washer, front brake cam lever nut ... ..	1	
8-20	W.592	Spring, front brake cam lever return ... ..	1	
	WF.32	Pin, front brake lever pivot ... ..	1	
		Split pin, pivot pin $\frac{1}{8}$ " dia. $\times$ $\frac{1}{2}$ " ... ..	1	
<b>REAR WHEEL GROUP</b>				
	W.889	WHEEL, REAR, LESS BEARINGS AND BRAKE ASSEMBLY ... ..	1	
9-26	W.270A	Rim, rear wheel WM.3-19 ... ..	1	
9-12	NW.125X	Spoke, $8\frac{3}{4}$ " $\times$ 9G $\times$ 100° L/H and R/H, complete with nipple ... ..	20	
9-11	NW.125	Spoke, $8\frac{3}{4}$ " $\times$ 9G $\times$ 76° L/H and R/H, complete with nipple ... ..	20	
9-23	TW.5	Nipple, spoke ... ..	40	
9-22	W.861	Hub ... ..	1	
9-7	W.951	Drum and sprocket, rear brake ... ..	1	
9-9	W.62	Bolt, rear hub to brake drum ... ..	8	
9-25	S1-51	Nut, rear hub to brake drum bolt ... ..	8	
9-8	W.63	Lockplate, nut to brake drum bolt ... ..	8	
9-21	NW.225	Ring, bearing backing ... ..	2	
9-10	W.7A	Bearing, rear wheel taper roller ... ..	2	LV6/MT7/TN/1163X/1120N1
9-20	W.12	Cap, bearing dust ... ..	1	
9-24	W.61	Spindle, rear wheel hub ... ..	1	
9-13	W.4	Nut, bearing adjustment lock R/H side ... ..	2	
9-14	W.6	Collar, chain adjuster thrust ... ..	2	
9-1	TS.42	Nut, rear wheel hub ... ..	2	
	WM.3	Bolt, tyre security ... ..	2	LV6/MT14/26293
<b>REAR WHEEL BRAKE</b>				
9-3	W.762	Plate, rear brake anchor ... ..	1	
9-2	W.5	Locknut, rear brake anchor plate ... ..	2	
9-4	W.93	SHOE, BRAKE C/W LINING ... ..	2	
9-5	NW.243	Lining, brake shoe ... ..	2	
9-6	W.129	Rivet, brake lining ... ..	16	
9-18	W.135	Spring, brake shoe return ... ..	2	
9-19	W.856	Cam, brake ... ..	1	
9-16	W.74A	Lever, brake cam ... ..	1	
9-15	S1-52	Nut, brake cam lever ... ..	1	
9-17	W.123	Spring, brake cam lever return ... ..	1	



Plate Ref.	Makers' Part No.	DESCRIPTION	No. Off	Misc. or M.T. Part Number
<b>MUDGUARD GROUP</b>				
<b>FRONT MUDGUARD</b>				
8-30	H.566	MUDGUARD ASSY, LESS FRONT STAYS	1	
8-24	H.427	Bridge, mudguard centre support ... ..	1	
	NF.658	Rivet, mudguard centre bridge ... ..	4	
8-6	H.569	Stay, mudguard front ... ..	2	
8-26	DS.57	Bolt, mudguard front stay ... ..	2	
8-27	F.879	Nut, mudguard front stay ... ..	2	
	E.1612	Washer, mudguard front stay ... ..	2	
7-56	H.428	Clip, bridge to fork leg ... ..	2	
	H.426	Bolt, clip L/H ... ..	1	
	H.451	Bolt, clip R/H ... ..	1	
	PO.172A	Nut, clip bolt ... ..	2	
	S26-1	Washer, clip bolt ... ..	2	
	F.929	Bolt, mudguard stay to fork end ... ..	2	
	S26-3	Washer, mudguard stay to fork end ... ..	2	
<b>LICENCE HOLDER</b>				
	D.261	Licence holder complete ... ..	1	LV6/MT1/32787
<b>REAR MUDGUARD</b>				
	F.3126	MUDGUARD ASSEMBLY, REAR ... ..	1	
	F.3130	Tailguard, rear mudguard ... ..	1	
	F.3131	Stay, tailguard rear ... ..	2	
	F.1369	Bolt, tailguard rear stay ... ..	2	
	F.879	Nut, tailguard rear stay ... ..	2	
	DS.57	Bolt, tailguard to mudguard blade ... ..	2	
	S25-3	Washer, tailguard to mudguard blade ... ..	2	
	F.2717	Clip, mudguard to frame, lower ... ..	1	
	PF.204	Clip, mudguard to frame, upper ... ..	2	
	F.444	Backing plate, clip ... ..	4	
	S23-42	Bolt, clip and backing plate ... ..	4	
	S25-1	Washer, clip and backing plate bolt ... ..	1	
<b>NUMBER PLATE GROUP</b>				
<b>FRONT NUMBER PLATE</b>				
8-28	F.2698	Plate, front number ... ..	1	
8-27	F.879	Nut, number plate stud ... ..	2	
8-31	H.251	Beading, number plate base ... ..	1	
<b>REAR NUMBER PLATE</b>				
	F.3363	Plate, rear number ... ..	1	
	F.929	Bolt, number plate top fixing ... ..	1	
	S1-51	Nut, number plate top fixing bolt ... ..	1	
	S26-3	Washer, number plate top fixing bolt ... ..	1	
	F.1369	Bolt, number plate bottom fixing ... ..	2	
	F.879	Nut, number plate bottom fixing bolt ... ..	2	



Plate Ref.	Makers' Part No.	DESCRIPTION	No. Off	Misc. or M.T. Part Number
<b>STAND GROUP</b>				
<b>FRONT STAND</b>				
	H.412	Stand, front ... ..	1	
	S1-51	Nut, front stand to guard ... ..	1	
	NS.362	Nut, front stand to guard spigot ... ..	1	
	H.424	Bolt, front stand pivot ... ..	2	
	S25-3	Washer, front stand plain ... ..	2	
	H.425	Washer, front stand spring ... ..	2	
<b>REAR STAND</b>				
6-41	F.3146	Stand, rear ... ..	1	
6-45	F.975A	Spring, rear stand ... ..	1	
6-43	F.977	Bolt, rear stand pivot ... ..	2	
6-44	W.630	Nut, rear stand pivot bolt ... ..	2	
6-42	F.976	Washer, rear stand pivot bolt ... ..	2	
<b>PROP STAND</b>				
	F.3094	PROP STAND, COMPLETE ... ..	1	
	F.3097	Pin, prop stand swivel ... ..	1	
	F.3096	Washer, prop stand swivel pin lock ... ..	1	
	F.2610	Spring, prop stand tension ... ..	1	
<b>CARRIER &amp; PANNIER GROUP</b>				
<b>CARRIER</b>				
	F.2235	Carrier, rear ... ..	1	
	F.1213	Bolt, carrier to mudguard bridge ... ..	4	
	S1-51	Nut, carrier to mudguard bridge ... ..	4	
	S26-3	Washer, carrier to mudguard bridge ... ..	4	
	F.946	Stud, carrier to fork end ... ..	2	
	S1-51	Nut, carrier to fork end ... ..	2	
	S26-3	Washer, carrier to fork end ... ..	2	
<b>PANNIER FRAMES</b>				
	F.2261	PANNIER FRAMES, L/H AND R/H ... ..	2	LV6/MT13/21259
	F.2251	Screw, pannier tray to stay locking ... ..	4	
	F.2252	Wing nut, locking screw ... ..	4	
	E.1612	Washer, locking screw ... ..	4	
	F.1369	Bolt, pannier frame to carrier ... ..	4	
	F.879	Nut, pannier frame to carrier ... ..	4	
	F.2245	Bracket, lower support L/H front ... ..	1	
	F.2246	Bracket, lower support R/H front ... ..	1	
	DS.57	Bolt, support bracket to pannier ... ..	4	
	F.879	Nut, support bracket to pannier ... ..	4	
	F.2254	Stay, pannier to rear mudguard ... ..	1	
	F.879	Nut, pannier to rear mudguard ... ..	2	
<b>PANNIER BAG</b>				
	F.2262	Bag, pannier L/H ... ..	1	LV6/MT13/21246
	F.2263	Bag, pannier R/H ... ..	1	LV6/MT13/21257
	F.2311	"Y" strap, long ... ..	1	LV6/MT13/21263
	F.2310	"Y" strap, short... ..	1	LV6/MT13/21272






Plate Ref.	Makers' Part No.	DESCRIPTION	No. Off	Misc. or M.T. Part Number
<b>PRIMARY CHAINCASE GROUP</b>				
<b>OUTER COVER</b>				
T.1275		Cover, chaincase outer ... ..	1	
NT.367		Plug, chaincase filler ... ..	1	
NT.376		Washer, chaincase filler plug ... ..	1	
PCE.102F		Plug, chaincase drain ... ..	1	
WE.170		Washer, chaincase drain plug ... ..	1	
T.496		Adjuster, chaincase rear chain oiler ... ..	1	
T.497		Spring, chaincase rear chain oiler adj....	1	
NT.316		Dowel, chaincase footrest ... ..	2	
T.991		Cover, chaincase inspection ... ..	1	
T.990		Washer, chaincase inspection cover ... ..	1	
H.687		Screw, chaincase inspection cover ... ..	3	
GS.299		Washer, chaincase inspection cover screw ...	3	
E.3442		Screw, chaincase to crankcase (long) ...	3	
E.3437		Screw, chaincase outer to inner (short)	13	
E.3475		Grommet, alternator leads ... ..	1	
E.3168		Clip, alternator leads ... ..	1	
T.1076		Bolt, alternator leads clip ... ..	1	
<b>INNER COVER</b>				
T.889		Cover, chaincase inner ... ..	1	
T.91		Spring plate, oil retainer to cover ... ..	1	
T.177A		Rivet, spring plate ... ..	2	
T.1031		Plate, chaincase oil retainer ... ..	1	
E.2818		Bolt, cover to crankcase (top) ... ..	1	
E.2819		Bolt, cover to crankcase (bottom) ... ..	1	
E.2817		Bolt, cover to crankcase (inner) ... ..	2	
E.2131		Nut, cover to crankcase bolt (sleeve) ...	2	
E.1612		Washer, cover to crankcase bolt ... ..	4	
T.1276		Boss, alternator cable outlet ... ..	1	
T.1059		Rubber sleeve, alternator cable ... ..	1	
<b>REAR CHAINGUARD GROUP</b>				
T.993		Chainguard assembly ... ..	1	
S23-37		Bolt, chainguard to primary cover ... ..	1	VAOS/G1/XB13080
S25-1		Washer, chainguard to primary cover bolt ...	1	
DS57		Bolt, chainguard to carrier frame ... ..	1	
S25-1		Washer, chainguard to carrier frame bolt ...	1	
E.2615		Bolt, chainguard to distance piece ... ..	1	
E.2288		Washer, chainguard to distance piece bolt ...	1	
F.3174		Distance piece, chainguard to footrest lug ...	1	
<b>CHAIN GROUP</b>				
<b>CHAIN</b>				
T.376		Chain, primary 74 links $\frac{1}{2}$ " x .335" x $\frac{5}{16}$ " ...	1	LV6/MT11/17163
D.69		Chain rear 90 links $\frac{3}{8}$ " x .400" x $\frac{3}{8}$ " ...	1	LV6/MT11/28572
		Kit, primary chain repair ... ..	1	LV6/MT11/28961
		Rear chain link connector ... ..	1	LV6/MT11/46452
		Rear chain cranked link ... ..	1	LV6/MT11/46440
		Rear chain inner link ... ..	1	LV6/MT11/46448
		Rear chain spring clips ... ..	1	LV6/MT11/1375



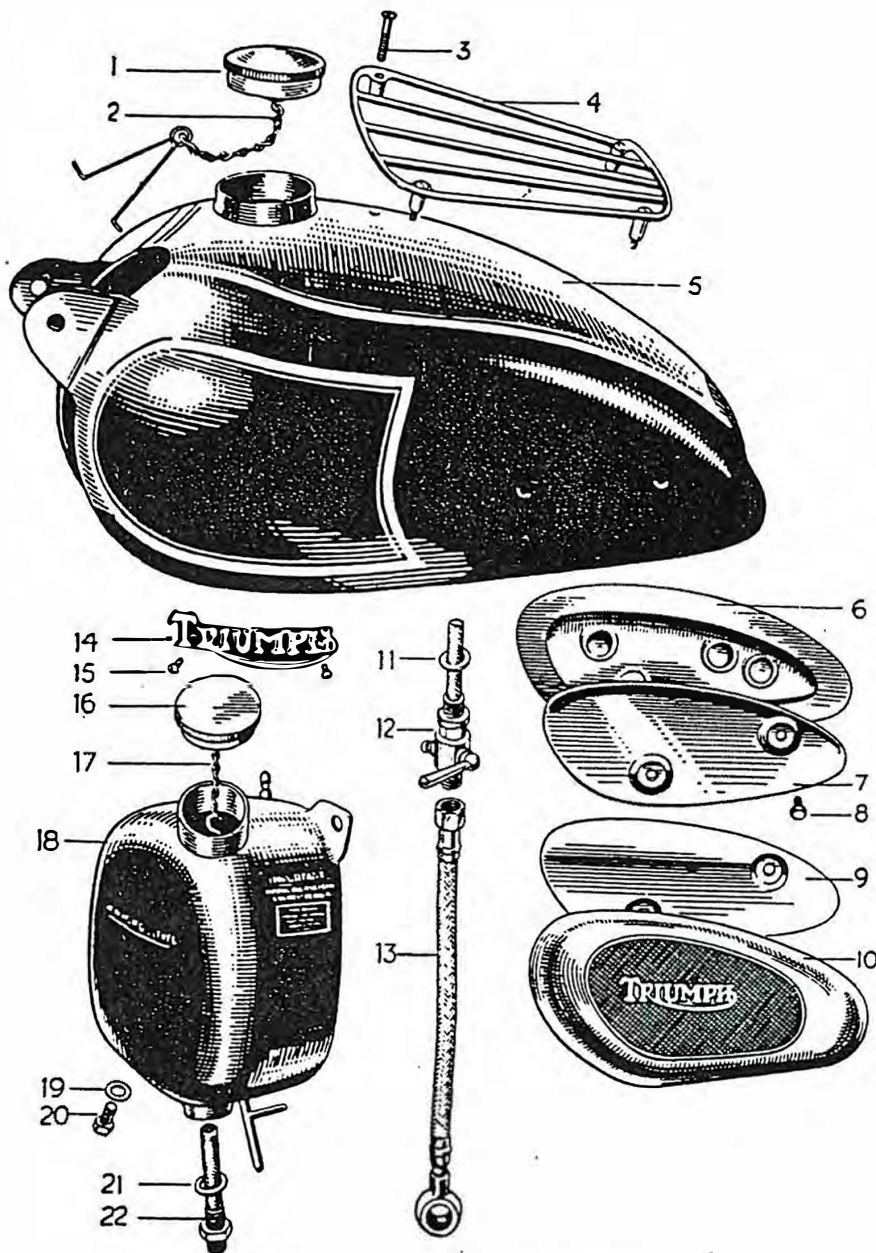


Fig. 10. PETROL AND OIL TANKS.

Plate Ref.	Makers' Part No.	DESCRIPTION	No. Off	Misc. or M.T. Part Number
<b>PETROL TANK GROUP</b>				
<b>PETROL TANK</b>				
10-5	F.3287	Tank, petrol, less fittings ... ..	1	
10-1	F.3219 <sup>u</sup>	CAP, PETROL TANK FILLER COMPLETE	1	
10-2	F.3217/21	Jack chain, filler cap ... ..	1	
10-14	F.1823	Name plate, petrol tank ... ..	2	
10-15	F.1915	Screw, name plate ... ..	4	
10-10	F.1606	Knee grip, L/H ... ..	1	
10-6	F.1605	Knee grip, R/H ... ..	1	
10-9	F.1607	Plate, knee grip, L/H ... ..	1	
10-7	F.1607A	Plate, knee grip, R/H ... ..	1	
10-8	T.361	Bolt, knee grip plate ... ..	4	

Plate Ref.	Makers' Part No.	DESCRIPTION	No. Off	Misc. or M.T. Part Number
<b>ATTACHMENT FITTINGS</b>				
6-15	F.3007	Bolt, petrol tank, front ... ..	1	
6-17	S1-51	Nut, petrol tank, front bolt ... ..	1	
	E.2287	Washer, petrol tank, front bolt ... ..	1	
6-16	F.3006	Washer, petrol tank, front (rubber) ... ..	2	
	F.3005	Tube, petrol tank, front distance ... ..	1	
6-5	F.966	Bolt, petrol tank, rear ... ..	2	
	S25-27	Washer, petrol tank, rear bolt ... ..	2	
6-4	F.967	Washer, petrol tank, rear bolt (rubber) ... ..	4	
<b>PETROL TAPS AND PIPES</b>				
10-12	F.3057	Tap, petrol L/H ... ..	1	
10-12	F.3116	Tap, petrol R/H ... ..	1	
10-11	F.1511	Washer, petrol tap (fibre) ... ..	2	
10-13	F.3879	Pipe, petrol ... ..	2	
For petrol pipe fittings, see page 33.				
<b>TANK PARCEL GRID</b>				
10-4	F.2933	Grid, tank parcel c/w screws ... ..	1	
10-3	F.2936	Screw, tank parcel grid ... ..	4	
	F.3026	*Plug, tank screw ... ..	4	
*For use when grid is not fitted.				
<b>OIL TANK GROUP</b>				
<b>OIL TANK</b>				
10-18	F.3187	Tank, oil, less fittings ... ..	1	
10-16	F.3215	CAP, OIL TANK, COMPLETE ... ..	1	
10-17	F.3217/18	Jack chain and clip filler cap ... ..	1	
10-20	F.1792	Plug, oil tank drain ... ..	1	
10-19	PT104B	Washer, oil tank drain plug ... ..	1	
	T.1027	Pipe, oil tank vent (metal pipe) ... ..	1	
	F.3077	Connection, oil tank vent (rubber) ... ..	1	
	F.2398	Bolt, oil tank to seat tube ... ..	1	
	S1-51	Nut, oil tank to seat tube ... ..	1	
	F.3323	Distance piece, oil tank bolt ... ..	1	
	H.604	Bolt, oil tank to bridge ... ..	1	
	F.3207	Distance piece, bridge bolt ... ..	1	
10-22	F.3179	Filter, oil tank ... ..	1	
10-21	F.1713	Washer, oil tank filter ... ..	1	
<b>OIL PIPES</b>				
	E.2943	Oil pipes and block, oil tank to engine ... ..	1	
	F.3189	Oil pipe, top half feed ... ..	1	
	F.3182	Union nut, top half feed pipe ... ..	1	
	MF.119/20	Connection, oil pipe (rubber) ... ..	2	
	E.2364	Washer, oil pipe block joint ... ..	1	
1-43	S1-51	Nut, oil pipe block stud ... ..	1	
1-44	S25-3	Washer, oil pipe block stud ... ..	1	

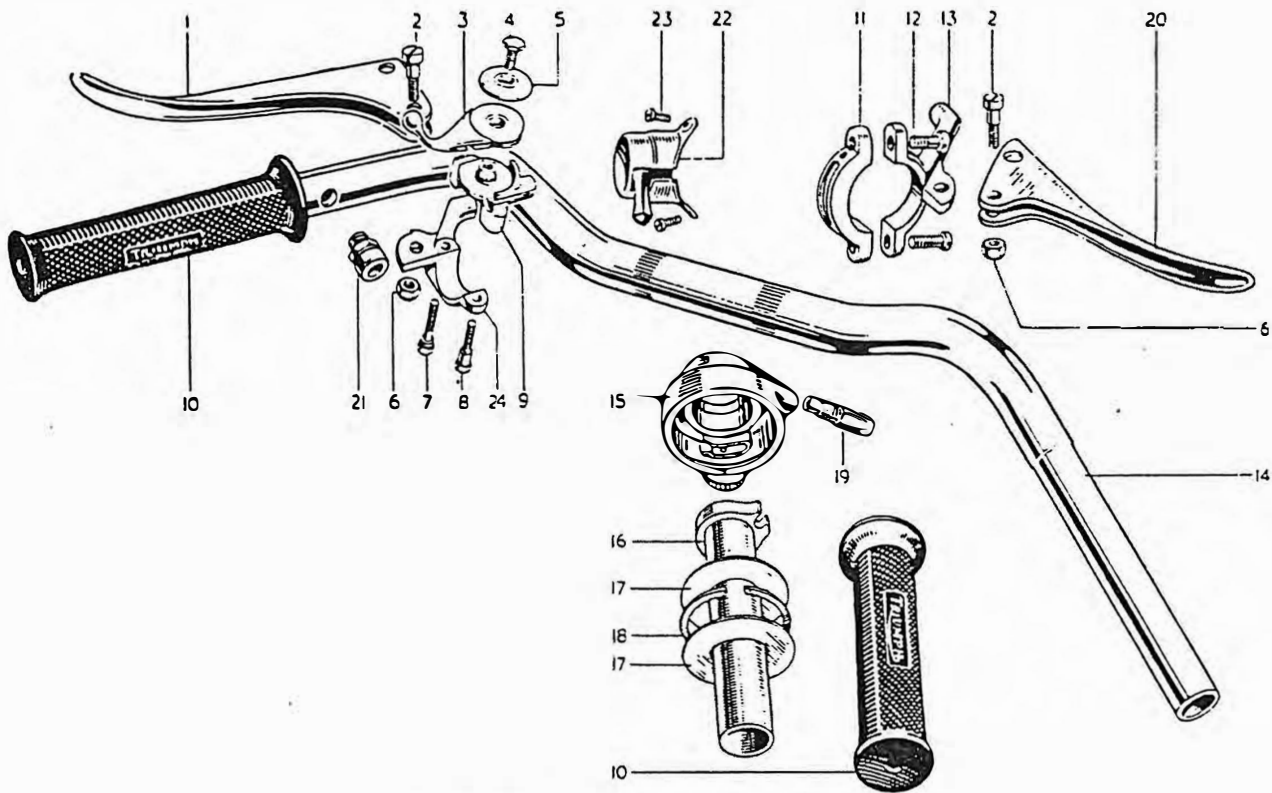


Fig. 11. HANDLEBAR AND CONTROLS.

Plate Ref.	Makers' Part No.	DESCRIPTION	No. Off	Misc. or M.T. Part Number
<b>HANDLEBAR GROUP</b>				
<b>HANDLEBAR</b>				
11-14	H.659	Handlebar bend, only ... ..	1	
<b>THROTTLE CONTROL</b>				
<b>TWIST GRIP ASSEMBLY</b>				
11-15	H.697	Head assembly, twist grip ... ..	1	
	H.698	Adjuster screw, twist grip friction ... ..	1	
	H.665	Spring, twist grip friction adjuster ... ..	1	
	H.685	Spring, twist grip friction ... ..	1	
	H.686	Thimble, twist grip cable ... ..	1	
	H.234	Grub screw, twist grip ... ..	1	
11-16	H.700	Sleeve assembly, twist grip ... ..	1	
11-17	H.233	Plate, twist grip retaining ... ..	2	
11-18	H.232	Circlip, twist grip plate ... ..	1	
11-10	H.230	Grip, twist grip and handlebar rubber ... ..	2	
<b>FRONT BRAKE CONTROL</b>				
<b>LEVER, CONTROL ASSEMBLY</b>				
11-20	18/599	Lever only ... ..	1	LV6/MT1/AM/18/599
	18/535	Bracket, lever ... ..	1	LV6/MT1/AM/18/535
11-13	18/174	Clamp, brake lever ... ..	1	LV6/MT1/AM/18/174
11-11	18/598	Screw, clamp ... ..	1	LV6/MT1/AM/18/598
11-12	61/004	Pin, lever fulcrum ... ..	2	LV6/MT1/AM/61/004
11-2	18/087	Nut, lever fulcrum pin ... ..	1	LV6/MT1/AM/18/087
11-6	18/053	Washer, lever fulcrum pin ... ..	1	LV6/MT1/AM/18/053
	70/016	Washer, lever fulcrum pin ... ..	1	LV6/MT1/AM/70/016

Plate Ref.	Makers' Part No.	DESCRIPTION	No. Off	Misc. or M.T. Part Number
<b>CLUTCH AND EXHAUST LIFTER CONTROL</b>				
	18/665	LEVERS, CONTROL ASSEMBLY ... ..	1	LV6;MT1/AM/18/665
11-1	18/528	Lever only, clutch ... ..	1	LV6;MT1/AM/18/528
11-2	18/087	Pin, lever fulcrum ... ..	1	LV6;MT1/AM/18/087
11-6	18/053	Nut, lever fulcrum pin ... ..	1	LV6;MT1/AM/18/053
11-23	18/239	Bracket, lever ... ..	1	LV6;MT1/AM/18/239
11-7	18/135	Screw, clamp ... ..	1	LV6;MT1/AM/18/135
11-6	18/136	Screw, clamp ... ..	1	LV6;MT1/AM/18/136
11-3	12/408	Lever, exhaust lifter ... ..	1	LV6;MT1/AM/12/408
11-9	12/509	Body, lever control ... ..	1	LV6;MT1/AM/12/509
11-4	12/029	Bolt, cap ... ..	1	LV6;MT1/AM/12/029
11-5	12/031	Cap, body ... ..	1	LV6;MT1/AM/12/031
<b>CONTROL CABLES GROUP</b>				
	XA69	Clip, cables to frame ... ..	10	LV6;MT4/24496
<b>CLUTCH CABLE</b>				
	D.307	CABLE ASSEMBLY, CLUTCH ... ..	1	
	D.307-C	Casing only, clutch ... ..	1	
	D.307-W	Wire only, clutch ... ..	1	
	D.103	Ferrule, clutch casing ... ..	2	LV6;MT1/21503
	D.81	Nipple, clutch wire (handlebar end) ... ..	1	
	DS73	Nipple, clutch wire (gearbox end) ... ..	1	
	DS74	Adjuster, clutch cable ... ..	1	
	W76	Locknut, clutch cable adjuster ... ..	1	
<b>FRONT BRAKE CABLE</b>				
	D.247	CABLE ASSEMBLY, BRAKE ... ..	1	
	D.247W	Wire only, brake ... ..	1	
	D.247C	Casing only, brake ... ..	1	
	H.751	Sleeve, casing rubber ... ..	1	
	D.103	Ferrule, brake casing ... ..	2	LV6;MT1/21503
	D.81	Nipple, brake wire (handlebar) end ... ..	1	
	H.446B	Tube, brake wire ... ..	1	
	W.593	Fork end, brake wire ... ..	1	
	H.447	Cable end, brake ... ..	1	
	W.328A	Adjuster, cable ... ..	1	
	W.329	Thumb, nut, cable adjuster ... ..	1	
<b>THROTTLE CABLE</b>				
	D.248	CABLE ASSEMBLY, THROTTLE ... ..	1	
	D.248C	Casing only, throttle ... ..	1	
	D.248W	Wire only, throttle ... ..	1	
	D.101	Ferrule, throttle casing ... ..	2	
	D.83	Nipple, throttle wire (handlebar end) ... ..	1	
	NS.191	Nipple, throttle wire (carburettor end) ... ..	1	
	D.249	Adjuster, throttle cable ... ..	1	
	D.250	Locknut, throttle cable adjuster ... ..	1	
	H.670	Tube, cable guide ... ..	1	



Plate Ref.	Makers' Part No.	DESCRIPTION	No. Off	Misc. or M.T. Part Number
<b>EXHAUST VALVE LIFTER CABLE</b>				
	D.252	CABLE ASSY., EXHAUST VALVE LIFTER	1	
	D.252C	Casing only, exhaust valve lifter ... ..	1	
	D.252W	Wire only, exhaust valve lifter ... ..	1	
	D.101	Ferrule, cable casing ... ..	2	
	QS250	Nipple, cable wire (gearbox end) ... ..	1	
	D.83	Nipple, cable wire (handlebar end) ... ..	1	
	D.249	Adjuster, cable ... ..	1	
	D.250	Locknut, cable adjuster ... ..	1	
	D.253	Spring, cable ... ..	1	
	E.2934	Abutment, cable to cylinder block ... ..	1	
	E.2935	Locknut, cable to cylinder block abutment ...	1	
<b>FOOTREST GROUP</b>				
<b>FOOTREST</b>				
6-72	F.1731	Footrest, R/H ... ..	1	
6-71	F.987	Footrest, L/H ... ..	1	
6-69	NF.704	Rubber, footrest ... ..	2	
6-77	F.1736	Tube, footrest support, R/H ... ..	1	
6-75	F.1092	Rod, footrest ... ..	1	
6-70	DS.48	Nut, footrest rod ... ..	2	
6-73	S25-8	Washer, footrest rod, R/H (plain) ... ..	1	
6-76	F.1081	Tube, distance, engine plate ... ..	1	
6-74	T.200	Tube, distance, footrest ... ..	1	
<b>PILLION FOOTREST</b>				
	F.2312	FOOTREST ASSEMBLY, PILLION ... ..	2	
	F.1694	Pedal, footrest ... ..	2	
	F.1695	Rubber, footrest pedal ... ..	2	
	F.2271	Bolt, footrest pedal pivot ... ..	2	
	S1-51	Nut, footrest pedal pivot bolt ... ..	2	
	F.2277	Washer, footrest pedal pivot bolt ... ..	2	
	F.2268	Hanger, footrest pedal ... ..	2	
	F.1696	Stud, footrest pedal hanger ... ..	2	
	PO.172A	Nut, footrest pedal hanger stud ... ..	2	
	S26-1	Washer, footrest pedal hanger stud ... ..	2	
<b>PILLION SEAT GROUP</b>				
<b>PILLION SEAT</b>				
	NF.761	Pillion seat, complete ... ..	1	
	S23-42	Bolt, pillion seat fixing ... ..	4	
	S4-9	Nut, pillion seat bolt ... ..	4	
	S25-1	Washer, pillion seat bolt ... ..	4	



Plate Ref.	Makers' Part No.	DESCRIPTION	No. Off	Misc. or M.T. Part Number
<b>REAR BRAKE CONTROL GROUP</b>				
<b>REAR BRAKE CONTROL</b>				
6-50	F.3313	Pedal, rear brake ... ..	1	
6-60	F.1149	Stop-screw, rear brake pedal ... ..	1	
6-61	F.879	Locknut, rear brake pedal stop-screw ... ..	1	
6-53	F.867	Spindle, rear brake pedal ... ..	1	
	DS48	Nut, spindle to frame ... ..	1	
	SCZ45	Washer, spindle to frame nut ... ..	1	
6-26	S1-52	Nut, spindle to pedal ... ..	1	
6-52	S26-16	Washer, spindle to pedal (spring) ... ..	1	
6-51	S.25-2	Washer, spindle to pedal (plain) ... ..	1	
6-54	F.1015	Rod, brake operating ... ..	1	
6-55	WF32	Pivot pin, rod to pedal ... ..	1	
6-57		Split pin $\frac{1}{8}$ " dia. $\times \frac{1}{2}$ " ... ..	1	
	W.11	Pivot pin, rod to cam lever ... ..	1	
6-55	F.2896	Nut, rear brake rod, adjusting ... ..	1	
<b>SADDLE GROUP</b>				
<b>SADDLE</b>				
	F.3119	SADDLE C/W FITTINGS ... ..	1	LV6/MT1/BS/A451/100
	F.3234	Cover, saddle ... ..	1	LV6/MT1/BS/3901/00
	F.3236	Spring, saddle main ... ..	2	LV6/MT1/BS/C4132
	F.3238	Bolt and nut, saddle nose ... ..	1	
	F.3239	Spring, saddle nose ... ..	4	LV6/MT1/BS/C3568
	F.3240	Spring, saddle nose ... ..	3	LV6/MT1/BS/C3568
	F.3241	Spring, saddle top ... ..	2	LV6/MT1/BS/C3567
	F.3242	Spring, saddle top ... ..	2	LV6/MT1/BS/C3567
	F.3243	Spring, saddle top ... ..	2	LV6/MT1/BS/C3566
	F.3244	Spring, saddle top ... ..	9	LV6/MT1/BS/C3566
	F.3237	{ Bolt, spring fixing saddle ... ..	2	LV6/MT1/BS/C3284/12
		{ Washer, domed, saddle spring ... ..	2	LV6/MT1/BS/C4030
	F.2720	Stud, saddle spring to lug ... ..	2	
	W.76	Nut, saddle spring stud ... ..	6	
	W.630	Nut, saddle spring stud (beneath spring) ... ..	2	
	S.25-2	Washer, saddle spring stud ... ..	6	
<b>AIR FILTER GROUP</b>				
<b>AIR FILTER</b>				
	F.3115	AIR FILTER, ASSEMBLY ... ..	1	
	F.3223	Element, c/w filter cover ... ..	1	
	F.3114	Connection, filter to carburetter ... ..	1	




Plate Ref.	Makers' Part No.	DESCRIPTION	No. Off	Misc. or M.T. Part Number
<b>TOOL KIT GROUP</b>				
<b>TOOL KIT</b>				
	KA.50	Spanner, open-ended .338" x .375" ... ..	1	
	NA.55	Spanner, open-ended .525" x .600" ... ..	1	
	DA.16	Spanner, open-ended .712" x .820" ... ..	1	
	DA.72	Spanner, open-ended .920" x 1.010" ... ..	1	VAOS/FI/FA/17234
	NA.66	Spanner, closed .448" x .600" ... ..	1	VAOS/FI/FA/17235
	PA.57	Spanner, closed .919" x 1.011" ... ..	1	
	PA.56	Spanner, combination ... ..	1	
	PA.60	Spanner, box .390" x .525" ... ..	1	
	DA.87	Spanner, sparking plug ... ..	1	
	D.258	Tommy-bar-cum-tyre lever ... ..	1	
	D.202	Spanner, tappet adjustment ... ..	1	LV7/RE/2116
	PA.55	Screwdriver ... ..	1	
	D.336	Screwdriver, Phillips No. 3 ... ..	1	
	DA.163	Pliers ... ..	1	VAOS/FI/FA/16801
	NA.14A	Lever, tyre ... ..	1	
	NA.12	Grease gun ... ..	1	VAOS/FI/FA/15875
	D.49	Tyre-inflator ... ..	1	LV6/MT2/18571
			1	LV6/MT1/TT/Type 7.MC.
			1	VAOS/FI/FA/16810
<b>TOOL BOX GROUP</b>				
<b>TOOL BOX</b>				
	F.1692A	TOOL BOX WITH FASTENER ... ..		
	F.3224/7	Fastener assembly ... ..		
	F.1700	Clip, tool box to frame ... ..	1	
	F.1335	Distance washer, lower clip ... ..	1	
	DS57	Bolt, tool box clip ... ..	2	
	F.879	Nut, tool box clip bolt ... ..	1	
			2	
			2	





Plate Ref.	Makers' Part No.	DESCRIPTION	No. Off	Misc. or M.T. Part Number
<b>SOLEX CARBURETTER GROUP</b>				
<b>SOLEX CARBURETTER</b>				
	26WH-2/ S1552	CARBURETTER ... ..	1	LV6/MT12/SX/26WH-2/ S1552
	10515/S1552	Body c/w fittings ... ..	1	LV6/MT12/SX/10515/S1552
	9758	Spindle, throttle ... ..	1	LV6/MT12/SX/9758
	52077	Butterfly, throttle ... ..	1	LV6/MT12/SX/52077
	1129	Screw, butterfly fixing ... ..	2	LV6/MT12/SX/1129
	9859	Ring, neoprene ... ..	2	LV6/MT12/SX/9859
	10771	Plate, throttle abutment ... ..	1	LV6/MT12/SX/10771
	4023	Screw, throttle slow running adjustment ...	1	LV6/MT12/SX/4023
	4384	Spring, throttle slow running adjustment ...	1	LV6/MT12/SX/4384
	10700	Lever, throttle slow running adjustment ...	1	LV6/MT12/SX/10700
	4031	Washer, throttle spindle distance ... ..	2	LV6/MT12/SX/4031
	4024	Nut, throttle spindle end ... ..	2	LV6/MT12/SX/4024
	10517	Screw, volume control ... ..	1	LV6/MT12/SX/10517
	4384	Spring, volume control ... ..	1	LV6/MT12/SX/4384
	10465	Tube, emulsion ... ..	1	LV6/MT12/SX/10465
	51612/190	Bleed, main jet correction ... ..	1	LV6/MT12/SX/51612/190
	50552/7/110	Jet, main ... ..	1	LV6/MT12/SX/50552/7/110
	50797/4/45	Jet, auxiliary ... ..	1	LV6/MT12/SX/50797/4/45
	50676/2/65	Jet, G.S. petrol ... ..	1	LV6/MT12/SX/50676/2/65
	9193	Washer, petrol jet ... ..	1	LV6/MT12/SX/9193
	9734/22	Tube, choke ... ..	1	Not serviced
	50236	Screw, choke tube fixing ... ..	1	LV6/MT12/SX/50236
	971	Washer, choke tube fixing ... ..	1	LV6/MT5/49947
	12187	Spring, throttle return ... ..	1	LV6/MT12/SX/12187
	12188	Lever, throttle return ... ..	1	LV6/MT12/SX/12188
	9891	Plate, starter valve ... ..	1	LV6/MT12/SX/9891
	50906/3	Jet, air ... ..	1	LV6/MT12/SX/50906/3
	9861	Body, starter only ... ..	1	LV6/MT12/SX/9861
	10520	Valve, starter complete ... ..	1	LV6/MT12/SX/10520
	10466	Cover, starter complete ... ..	1	LV6/MT12/SX/10466
	51728	Ball, starter valve locating ... ..	1	LV6/MT12/SX/51728
	51762	Spring, starter valve locating ... ..	1	LV6/MT12/SX/51762
	53364	Ring, neoprene ... ..	1	LV6/MT12/SX/53364
	8493	Washer, starter spindle ... ..	1	LV6/MT12/SX/8493
	10953	Lever, starter complete ... ..	1	LV6/MT12/SX/10953
	4031/1	Washer, starter spindle ... ..	1	LV6/MT12/SX/4031/1
	4024	Nut, starter spindle end ... ..	1	LV6/MT12/SX/4024
	51421/4	Screw, starter cover fixing ... ..	4	LV6/MT12/SX/51421/4
	51421/6	Screw, starter body fixing ... ..	2	LV6/MT12/SX/51421/6
	9727	Float ... ..	1	LV6/MT12/SX/9724
	9722	Spindle, float ... ..	2	LV6/MT12/SX/9722
	51287	Washer, float spindle ... ..	2	LV6/MT12/SX/51287
	10525	Cover, float chamber complete ... ..	1	LV6/MT12/SX/10525
	51305/17	Valve, needle, complete ... ..	1	LV6/MT12/SX/51035/17
	2261	Washer, needle valve ... ..	1	LV6/MT1/19582
	9574	Washer, banjo union (small) ... ..	2	LV6/MT12/SX/9574
	4122	Bolt, banjo union ... ..	2	LV6/MT12/SX/4122
	9573	Washer, banjo union (large) ... ..	2	LV6/MT12/SX/9573
	4123	Gauze, banjo union filter ... ..	2	LV6/MT12/SX/4123
	7018	Screw, float chamber cover ... ..	3	LV6/MT12/SX/7018
	901	Washer, float chamber cover ... ..	3	LV6/MT5/9664
	10701	Washer, flange ... ..	1	LV6/MT12/SX/10701
<b>CARBURETTER FITTINGS (TRIUMPH)</b>				
	E.2942	Block, carburetter to cylinder insulating ...	1	
	NA.48	Washer, carb. to cylinder insulating joint ...	2	

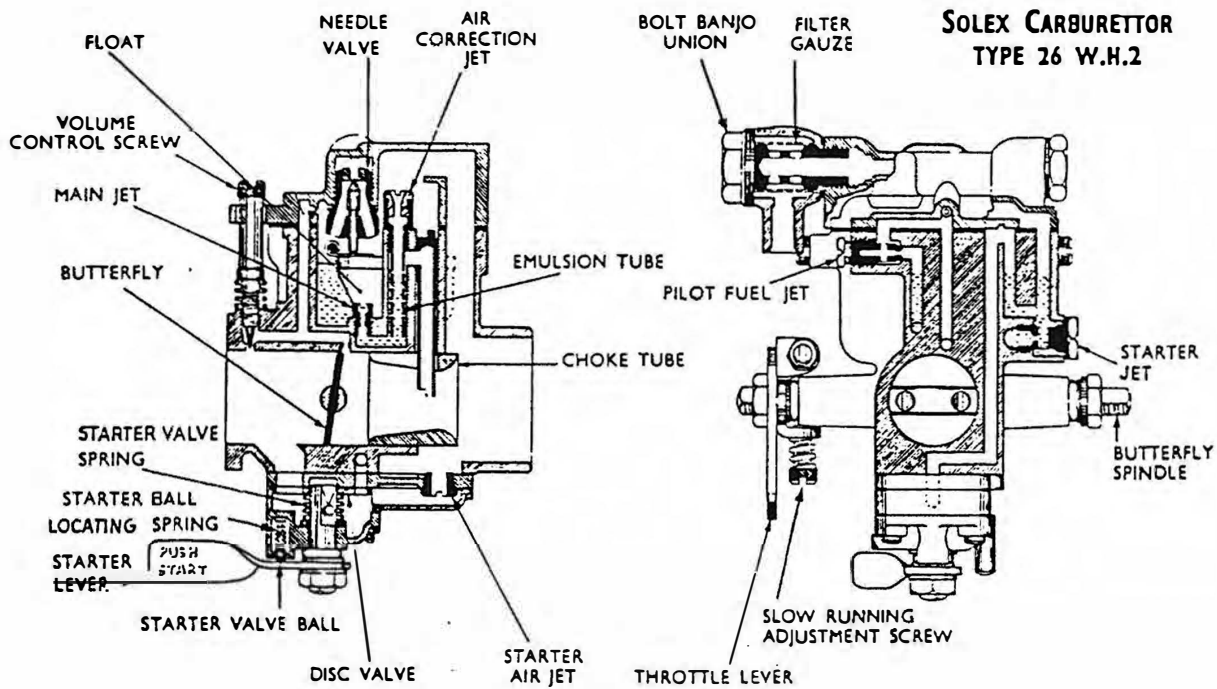


Fig. 12. SOLEX CARBURETTOR.

Plate Ref.	Makers' Part No.	DESCRIPTION	No. Off	Misc. or M.T. Part Number
<b>Carburettor Fittings (Triumph)—continued</b>				
E.2952		Abutment plate, carburettor body ... ..	1	
DS.57		Bolt, abutment plate to carburettor ... ..	1	
E.1612		Washer, abutment plate to carburettor ... ..	1	
E.2953		Pivot, carburettor lever cable ... ..	1	
E.2338		Backing washer, cable pivot ... ..	1	
S1-S1		Nut, carburettor to cylinder stud ... ..	2	
S25-3		Washer, carburettor to cylinder stud ... ..	2	
E.3526		Drip-shield, carburettor ... ..	1	
GS.299		Washer ... ..	1	
T.1076		Bolt, drip shield to carburettor ... ..	1	
<b>SPARKING PLUG GROUP</b>				
<b>SPARKING PLUG</b>				
L115		Plug, sparking (Champion) ... ..	2	LV6/MT4/29943
D.262		Cover, sparking plug (M6-TA45) ... ..	2	LV6/MT8/LO/M.90
D.170		Suppressor, Ignition Leads (MT4/21387) ... ..	2	LV6/MT4/21387




Plate Ref.	Makers' Part No.	DESCRIPTION	No. Off	Misc. or M.T. Part Number
<b>ELECTRICAL EQUIPMENT GROUP</b>				
<b>HEADLAMP (Type MCF.700)</b>				
	50943B	HEADLAMP ASSEMBLY ... ..	1	LV6/MT3/LU/51312A
13-1	553248	Rim, front ... ..	1	LV6/MT3/LU/553248
13-5	534296	Screw and plate, front rim fixing ... ..	1	LV6/MT3/LU/534296
13-2	553925	Glass and reflector unit ... ..	1	LV6/MT3/LU/554430
13-6	553267	Ring, lamp fixing ... ..	1	LV6/MT3/LU/553267
13-4	859598	Adaptor, bulb ... ..	1	LV6/MT3/LU/859598
13-7	504665	Fixing wire, light unit ... ..	6	LV6/MT3/LU/504665
13-3	312	Bulb, pre-focused 30/24 ... ..	1	LV6/MT3/X954422
<b>PILOT LAMP (Type 517)</b>				
	52184	PILOT LAMP ASSEMBLY ... ..	1	LV6/MT3/LU/52184D
13-8	516556	Rim, lamp ... ..	1	LV6/MT3/LU/516556
13-9	516395	Bead, lamp rubber ... ..	1	LV6/MT3/LU/516395
13-10	516386	Lens, lamp glass ... ..	1	LV6/MT3/LU/516386
13-12	553780	Adaptor, lamp ... ..	1	LV6/MT3/LU/553780
13-14	516553	Gasket, lamp to nacelle ... ..	1	LV6/MT3/LU/516553
13-13	136231	Screw, rim to lamp body ... ..	2	Not serviced
13-16	166014	Nut, lamp body to nacelle ... ..	2	Not serviced
13-15	185037	Washer, lamp body to nacelle ... ..	2	Not serviced
13-11	988	Bulb, pilot ... ..	1	LV6/MT3/X951242

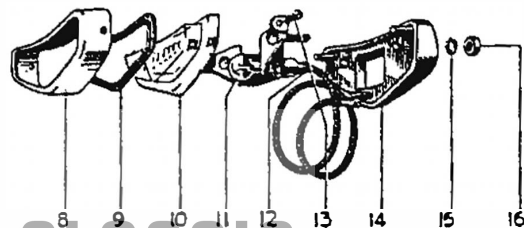
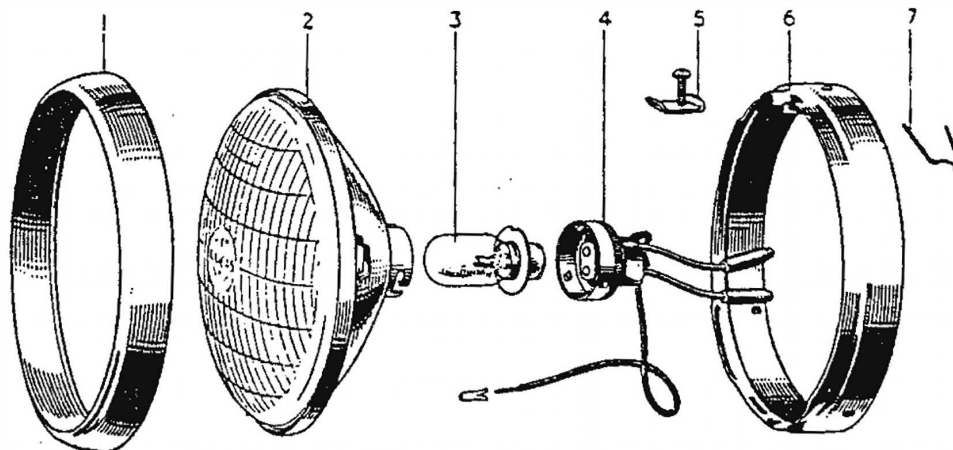


Fig. 13. HEAD AND PILOT LAMPS.

Plate Ref.	Makers' Part No.	DESCRIPTION	No. Off	Misc. or M.T. Part Number
		<b>TAIL LAMP (Type 525)</b>		
	53269B	LAMP, STOP/TAIL ... ..	1	LV6/MT3/LU/53269B
	573819	Lens, Stop/Tail lamp ... ..	1	LV6/MT3/LU/573819
	573814	Gasket, rubber ... ..	1	LV6/MT3/LU/573814
	572072	Screw, lens fixing ... ..	2	LV6/MT3/LU/572072
	573825	Grommet, rubber ... ..	1	LV6/MT3/LU/573825
	860428	Interior, bulb holder ... ..	1	LV6/MT3/LU/860428
	384	Lamp, filament SBC 6 Volt 18/6 Watt ...	1	LV6/MT3/X953207
		<b>HORN (H.F.1441)</b>		
	70048F	HORN, WITH BRACKET ... ..	1	LV6/MT3/LU/70048F
	701851	Bracket, horn ... ..	4	LV6/MT3/LU/700777
	700920	Bracket, horn (Angle) ... ..	1	LV6/MT3/4562
	142689	Screw, horn bracket fixing ... ..	2	LV6/MT5/FB/104/5D
	185051	Washer, horn bracket fixing ... ..	2	LV6/MT5/49947
	DS.57	Bolt, horn fixing ... ..	2	
11-21	76200A	Push, horn button ... ..	1	LV6/MT4/LU/76200A

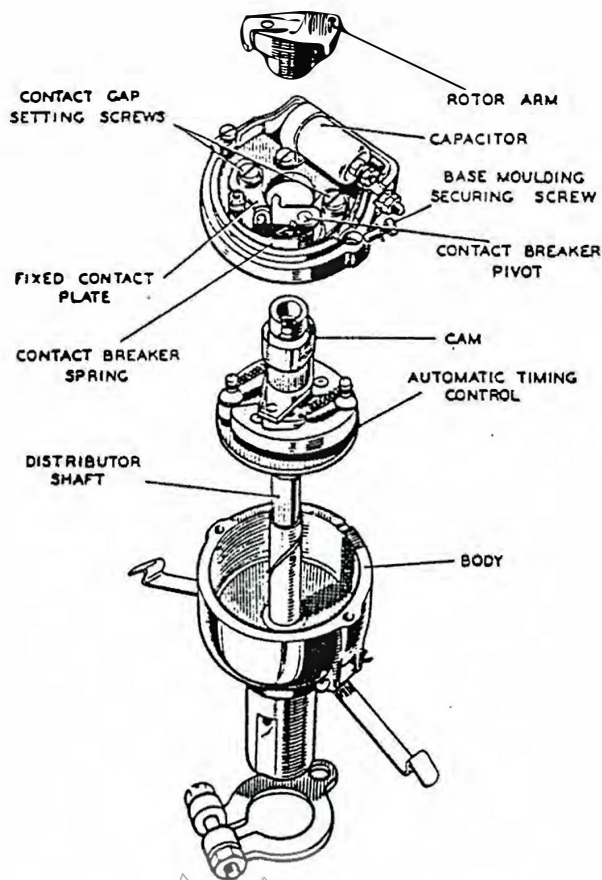


Fig. 14. DISTRIBUTOR, TYPE DKX2A.

Plate Ref.	Makers' Part No.	DESCRIPTION	No. Off	Misc. or M.T. Part Number	
		<b>SWITCHES</b>			
11-22 11-23	31443	SWITCH, LIGHTING & IGNITION (P.R.S.8)	1	LV6/MT4/LU/31460A	
	318341	Key, ignition ... ..	1		
	318346	Knob, complete with fixing pin ... ..	1		
	31405A	Switch, dipper ... ..	1	LV6/MT4/LU/31405A	
	H.689	Screw, dipper switch to brake lever ... ..	2		
	31437B	Switch, brake stop light ... ..	1	LV6/MT4/LU/31437B	
	315738	Spring, stop light switch operating ... ..	1	LV6/MT4/LU/315738	
	T.988	Clip, spring to brake rod ... ..	1		
	H.687	Screw, clip fixing ... ..	1		
	GS.299	Washer ... ..	1		
	H.745	Nut, fixing screw ... ..	1		
	F.3666	Bracket, stop light switch (secured by L.H. pillion footrest hanger) ... ..	1		
	H.687	Screw, switch to bracket fixing ... ..	1		
	GS.299	Washer ... ..	1		
	H.745	Nut, fixing screw ... ..	1		
			<b>AMMETER</b>		
		36189A	Ammeter ... ..	1	LV6/MT4/LU/36189A
		<b>DISTRIBUTOR</b>			
	40458	DISTRIBUTOR DKX2A ... ..	1	LV6/MT8/LU/40458	
	406105	Timing lever ... ..	1	LV6/MT8/LU/406105	
	401119	Clamp screw and nut ... ..	1	LV6/MT8/LU/401082	
	146460	Thrust washer (drive) ... ..	1	LV6/MT8/LU/146460	
	400136	Distributor cap ... ..	1	LV6/MT8/LU/400136	
	410600	H.T. nut ... ..	3	LV6/MT8/LU/410600	
	404435	Brush and spring ... ..	1	LV6/MT8/LU/404435	
	400051	Distributor rotor ... ..	1	LV6/MT8/LU/400051	
	400308	Distributor condenser ... ..	1	LV6/MT8/LU/400308	
	400034	Connector ... ..	1	LV6/MT8/LU/400034	
	400415	Contact set ... ..	1	LV6/MT8/LU/400415	
	123022	Terminal dist. ... ..	1	LV6/MT8/LU/123022	
	400001	Contact breaker base ... ..	1	LV6/MT8/LU/400001	
	422381	Cam ... ..	1	LV6/MT8/LU/422381	
	421538/S	Auto-Advance spring set ... ..	1	LV6/MT8/LU/421538/S	
	415729	Auto-Advance weights ... ..	2	LV6/MT8/LU/415729	
	422380	Shaft and action plate ... ..	1	LV6/MT8/LU/422380	
	407131	Toggle, Auto-Advance ... ..	1	LV6/MT8/LU/407131	
	420406	Bush bearing ... ..	1	LV6/MT8/LU/420406	
	420261	Cover clip ... ..	2	LV6/MT8/LU/420261	
	400843	Sundry parts kit ... ..	1	LV6/MT8/LU/400843	
		<b>DISTRIBUTOR FITTINGS (TRIUMPH)</b>			
	E.3122	Adaptor, crankcase for distributor ... ..	1		
	S1-S1	Nut, adaptor to studs ... ..	3		
	PCE.102F	Bolt, distributor lever anchorage ... ..	1		
	E.1612	Washer, lever anchorage bolt ... ..	1		
	E.3587	Wheel, distributor gear ... ..	1		
	E.3125	Pin, wheel to shaft ... ..	1		
	E.3126	Circlip, pin securing ... ..	1		



Plate Ref.	Makers' Part No.	DESCRIPTION	No. Off	Misc. or M.T. Part Number
<b>IGNITION COIL</b>				
	45016	Ignition coil Q6. ... ..	1	LV6;MT8;LU;45016
	414965	Rubber cover, H.T. lead ... ..	1	
	236741	Rubber cover, L.T. lead ... ..	2	
	F.3368	Clip, coil to frame tube ... ..	1	
	F.929	Bolt, clip to tube ... ..	1	
	S26-3	Washer, spring ... ..	1	
	S1-51	Nut, clip bolt ... ..	1	
	S.57	Bolt, coil to clip ... ..	2	
	E.1612	Washer, shakeproof ... ..	2	
	F.879	Nut, coil bolt ... ..	2	
<b>RECTIFIER</b>				
	47111	Rectifier FSW1501 ... ..	1	LV6;MT8;LU;47111
	F.3600	Nut, rectifier to bracket ... ..	1	
	F.3848	Bracket, rectifier ... ..	1	
	S57	Bolt, bracket to frame ... ..	2	
	E.1612	Washer, shakeproof ... ..	2	
	F.879	Nut, bracket bolt ... ..	2	
<b>ALTERNATOR</b>				
	047512	ALTERNATOR RM14/RO ... ..	1	LV6/MT8;LU;047512
	465969	Alternator rotor ... ..	1	
	465998	Wound stator ... ..	1	
	465672	Tab washer, rotor securing nut ... ..	1	
	465981	Rotor securing nut ... ..	1	
	E.3498	Distance piece, fixing screw ... ..	5	
	S25-13	Washer, fixing screws ... ..	3	
	E.1612	Washer, shakeproof ... ..	5	
	E.3441	Screw, alternator fixing ... ..	5	
<b>WIRING HARNESS</b>				
	838591	HARNESS, C/W TWO BELL-MOUTH CLIPS	1	
	187049	Clip, at handlebar bolt ... ..	1	
	187045	Clip, at tail lamp stud ... ..	1	
	D.343-7	Rubber clip (at head lug, top tube and seat lug)	3	
	D.343-3	Rubber clip (at chain stays) ... ..	2	
	D.343-5	Rubber clip (at rear mudguard stays)...	2	



Plate Ref.	Makers' Part No.	DESCRIPTION	No. Off	Misc. or M.T. Part Number
<b>BATTERY &amp; CARRIER GROUP</b>				
<b>BATTERY AND CARRIER</b>				
	D.263	Battery (Varley, MC7/12) ... ..	1	LV6/MT4/6140-101516
	F.2876	CARRIER ASSEMBLY, BATTERY ... ..	1	
	F.2877/8	Base and back assembly, carrier ... ..	1	
	E.534	Swivel, carrier strap (plain hole) ... ..	1	
	E.535	Swivel, carrier strap (tapped hole) ' ... ..	1	
	E.536	Bolt, carrier strap swivel ... ..	1	
	F.1667	Strap, carrier top ... ..	1	
	F.1668	Strap, carrier front ... ..	1	
	F.1727	Pin, carrier strap hinge ... ..	2	
	F.1682	Stud, carrier to seat tube boss ... ..	1	
	S1-51	Nut, carrier to seat tube boss ... ..	1	
	F.1715	Bolt, carrier to primary cover ... ..	2	
<b>SPEEDOMETER GROUP</b>				
<b>SPEEDOMETER</b>				
	S467/91/L	SPEEDOMETER HEAD, 120 M.P.H. ... ..	1	LV6/MT1/SM/S467/91/L.
	P.52305	Bulb only ... ..	1	LV6/MT3/X951236
	P.22469	Rubber ring, speedometer head ... ..	1	LV6/MT1/SM/P22469
	25578/2	Clamp-bar, speedometer head ... ..	1	Local manufacture
	N.1253	Nut, clamp-bar to head ... ..	2	LV6/MT1/SM/N/25
	D.273	CABLE, SPEEDOMETER DRIVE (45" LONG) (53395/23) ... ..	1	LV6/MT1/SM/53395/23/45
	D.273W	Wire, speedometer inner ... ..	1	LV6/MT1/SM/S2108/1/45
3-90	T.973	Pinion (8T), speedometer G/B layshaft ... ..	1	
3-91	T.925	Peg, pinion to layshaft ... ..	1	
3-92	T.975	Gear (15T) speedometer driven ... ..	1	
3-93	T.825	Thrust washer, driven gear ... ..	1	
3-40	T.933	Bush, driven gear ... ..	1	
3-41	T.948	Washer, driven gear oil seal (rubber) ... ..	1	
	F.3098	Clip, speedometer cable at crankcase stud ... ..	1	



# INDEX OF MAKER'S PART Nos.

Part No.	Page No.	Part No.	Page No.	Part No.	Page No.	Part No.	Page No.	Part No.	Page No.
<b>C</b>		E.656 ...	7	E.2375 ...	5	E.3058 ...	5	F.1213 ...	24
		E.656,20 ...	7	E.2377 ...	5	E.3062 ...	5	F.1335 ...	32
CP.105 ...	7	E.656,40 ...	7	E.2378 ...	5	E.3080 ...	7	F.1369 ...	9, 23,
CP.105/20 ...	7	E.698 ...	11	E.2379 ...	7	E.3099 ...	5		24
CP.105/40 ...	7	E.1023 ...	14	E.2380 ...	7	E.3102 ...	5	F.1511 ...	27
<b>D</b>		E.1310 ...	5	E.2382 ...	5	E.3108 19 ...	10	F.1605 ...	26
		E.1335 ...	18	E.2383 ...	5	E.3114 ...	7	F.1606 ...	26
D.49 ...	32	E.1463 ...	10	E.2384 ...	5	E.3115 ...	10	F.1607 ...	26
D.69 ...	25	E.1509 ...	9	E.2386 ...	5	E.3116 ...	10	F.1607A ...	26
D.81 ...	29	E.1532 ...	9	E.2387 ...	5	E.3122 ...	37	F.1667 ...	39
D.83 ...	29, 30	E.1536 ...	9	E.2389 ...	9	E.3125 ...	37	F.1668 ...	39
D.101 ...	29, 30	E.1540 ...	9	E.2412 ...	5	E.3126 ...	37	F.1681 ...	13
D.103 ...	29	E.1558 ...	10	E.2413 ...	5	E.3129 ...	10	F.1682 ...	16, 39
D.170 ...	34	E.1564 ...	11	E.2417 ...	5	E.3168 ...	25	F.1692A ...	32
D.202 ...	32	E.1577 ...	11	E.2419 ...	10	E.3436 ...	11	F.1694 ...	30
D.208/17 ...	11	E.1579 ...	9	E.2428 ...	9	E.3437 ...	10, 11,	F.1695 ...	30
D.247 ...	29	E.1591 ...	7	E.2434 ...	5		25	F.1696 ...	30
D.247W ...	29	E.1612 ...	9, 13,	E.2437 ...	9	E.3438 ...	11	F.1700 ...	32
D.247C ...	29		14, 23,	E.2440 ...	5	E.3439 ...	10, 11	F.1711 ...	16
D.248 ...	29		24, 25,	E.2441 ...	5	E.3441 ...	38	F.1713 ...	27
D.248C ...	29		34, 37,	E.2446 ...	5	E.3442 ...	11, 25	F.1715 ...	39
D.248W ...	29		38	E.2555 ...	16	E.3449 ...	11	F.1718 ...	20
D.249 ...	29, 30	E.1645 ...	9	E.2615 ...	25	E.3450 ...	10	F.1727 ...	39
D.250 ...	29, 30	E.1647 ...	9	E.2788 ...	9	E.3460 ...	7	F.1731 ...	30
D.252 ...	30	E.1670 ...	10	E.2789 ...	9	E.3475 ...	25	F.1736 ...	30
D.252C ...	30	E.1767 ...	7	E.2790 ...	10	E.3490 ...	5	F.1760 ...	18
D.252W ...	30	E.1797 ...	7	E.2791 ...	10	E.3491 ...	5	F.1792 ...	27
D.253 ...	30	E.2022 ...	9	E.2792 ...	10	E.3492 ...	5	F.1814 ...	14
D.258 ...	32	E.2131 ...	25	E.2793 ...	10	E.3497 ...	7	F.1823 ...	26
D.261 ...	23	E.2287 ...	27	E.2794 ...	9	E.3498 ...	38	F.1915 ...	26
D.262 ...	34	E.2288 ...	18, 22,	E.2795 ...	9	E.3519 ...	7	F.2235 ...	24
D.263 ...	39		25	E.2806,7 ...	7	E.3522 ...	7	F.2245 ...	24
D.273 ...	39	E.2297 ...	10	E.2816 ...	7	E.3524 ...	5	F.2246 ...	24
D.273W ...	39	E.2299 ...	7	E.2817 ...	25	E.3526 ...	34	F.2251 ...	24
D.307 ...	29	E.2301 ...	10	E.2818 ...	25	E.3587 ...	37	F.2252 ...	24
D.307C ...	29	E.2322 ...	7	E.2819 ...	25	ENTRW-2B ...	5	F.2254 ...	24
D.307W ...	29	E.2323 ...	7	E.2853 ...	9			F.2261 ...	24
D.336 ...	32	E.2324 ...	7	E.2857 ...	10	<b>F</b>			
D.343-3 ...	38	E.2325 ...	7	E.2880 ...	18, 20	F.444 ...	23	F.2262 ...	24
D.343-5 ...	38	E.2326 ...	7	E.2888 ...	16	F.839 ...	16	F.2263 ...	24
D.343-7 ...	38	E.2326,010 ...	7	E.2889 ...	16	F.867 ...	31	F.2268 ...	30
DA.16 ...	32	E.2328 ...	7	E.2906 ...	7	F.879 ...	9, 13,	F.2271 ...	30
DA.72 ...	32	E.2329 ...	7	E.2926 ...	7		18, 23,	F.2277 ...	30
DA.87 ...	32	E.2331 ...	7	E.2934 ...	30		31, 32,	F.2310 ...	24
DA.163 ...	32	E.2331,010 ...	7	E.2935 ...	30			F.2311 ...	24
DS.48 ...	30, 31	E.2332 ...	7	E.2936 ...	5			F.2312 ...	30
DS.57 ...	23, 24,	E.2333 ...	7	E.2939 ...	5	F.929 ...	23, 38	F.2398 ...	27
	25, 32,	E.2334 ...	9	E.2940 ...	5	F.946 ...	24	F.2610 ...	24
	34, 36,	E.2338 ...	34	E.2941 ...	5	F.966 ...	27	F.2698 ...	23
	38	E.2342 ...	9	E.2942 ...	33	F.967 ...	27	F.2717 ...	32
DS.73 ...	29	E.2343 ...	9	E.2943 ...	27	F.969 ...	16	F.2720 ...	31
DS.74 ...	29	E.2344 ...	9	E.2947 ...	10	F.975A ...	24	F.2876 ...	39
		E.2345 ...	9	E.2949 ...	10	F.976 ...	24	F.2877,8 ...	39
		E.2346 ...	10	E.2952 ...	34	F.977 ...	24	F.2896 ...	31
		E.2352 ...	10	E.2953 ...	34	F.987 ...	30	F.2933 ...	27
		E.2354 ...	9	E.2998 ...	10	F.994 ...	16	F.2936 ...	27
<b>E</b>		E.2355 ...	9	E.2999 ...	10	F.1008 ...	16	F.3005 ...	27
E.403 ...	9	E.2356 ...	9	E.3048 ...	7	F.1015 ...	31	F.3006 ...	27
E.489 ...	11	E.2358 ...	9	E.3048-20 ...	7	F.1031 ...	5	F.3007 ...	27
E.49S ...	9	E.2359 ...	9	E.3048 40 ...	7	F.1081 ...	30	F.3026 ...	27
E.534 ...	39	E.2360 ...	9	E.3054 ...	5	F.1092 ...	30	F.3057 ...	27
E.535 ...	39	E.2364 ...	27	E.3055 ...	5	F.1117 ...	16	F.3067 ...	16
E.536 ...	39	E.2373 ...	5	E.3056 ...	5	F.1149 ...	31	F.3070 ...	16
E.654 ...	16							F.3071 ...	16



Part No.	Page No.	Part No.	Page No.	Part No.	Page No.	Part No.	Page No.	Part No.	Page No.
F.3077 ...	27			H.669 ...	18				
F.3078 ...	9			H.670 ...	29				
F.3079 ...	9			H.685 ...	28				
F.3094 ...	24	H.95 ...	20	H.686 ...	28	P.52305 ...	39	T.23 ...	11
F.3096 ...	24	H.111 ...	20	H.687 ...	20, 25,	P.22469 ...	39	T.24A ...	14
F.3097 ...	24	H.230 ...	28			PA.55 ...	32	T.25A ...	14
F.3098 ...	39	H.232 ...	28	H.688 ...	37	PA.56 ...	32	T.31 ...	14
F.3108 ...	13	H.233 ...	28	H.689 ...	20	PA.57 ...	32	T.44 ...	11
F.3114 ...	31	H.234 ...	28			PA.60 ...	32	T.45 ...	11
F.3115 ...	31	H.237 ...	28	H.691 ...	18	PCE.102F	25, 37	T.47 ...	11
F.3116 ...	27	H.251 ...	23	H.697 ...	28	PF.204 ...	23	T.57 ...	11
F.3119 ...	31	H.379 ...	18	H.698 ...	28	PO.172A	5, 13,	T.91 ...	25
F.3126 ...	31	H.382A ...	18	H.698 ...	28		16, 22,	T.177A	25
F.3126 ...	23	H.390 ...	18	H.700 ...	28		23, 30	T.200 ...	30
F.3130 ...	23	H.391 ...	18	H.724 ...	20	PT.104B	9, 11,	T.224 ...	10, 11
F.3131 ...	23	H.394 ...	18	H.745 ...	37		27	T.260B	13
F.3146 ...	24	H.397 ...	18	H.750 ...	18	PT.108B	13	T.280 ...	11
F.3174 ...	25	H.398 ...	18	H.751 ...	29			T.291 ...	13
F.3179 ...	27	H.399A ...	18	H.799 ...	18			T.323A	11
F.3182 ...	27	H.405 ...	18	H.800 ...	18			T.341 ...	11
F.3187 ...	27	H.407 ...	20	H.917 ...	18	QS.250	30	T.361 ...	26
F.3189 ...	27	H.408 ...	20	H.941 ...	18			T.372 ...	11
F.3207 ...	27	H.409 ...	20	H.970 ...	18			T.373 ...	11
F.3215 ...	27	H.412 ...	24	H.975 ...	18	S1-30 ...	16	T.376 ...	25
F.3217/18	27	H.414 ...	18	H.988 ...	18	S1-51 ...	5, 11,	T.394 ...	14
F.3217/21	26	H.415 ...	18	H.1012	18		13, 16,	T.395 ...	11
F.3219 ...	26	H.420 ...	18				18, 20, 22,	T.396 ...	11
F.3223 ...	31	H.424 ...	24				23, 24,	T.397 ...	11
F.3224/7	32	H.425 ...	24				27, 30,	T.398 ...	13
F.3234 ...	31	H.426 ...	23				34, 37,	T.399 ...	11
F.3236 ...	31	H.427 ...	23	KA.50	32		38, 39,	T.401 ...	14
F.3237 ...	31	H.428 ...	23				22, 31	T.402 ...	14
F.3238 ...	31	H.430 ...	18			S1-52 ...	30	T.404 ...	13
F.3239 ...	31	H.431 ...	18			S4-9 ...	13	T.405 ...	13
F.3240 ...	31	H.432A ...	18	L.115	34	S4-13 ...	25	T.406 ...	13
F.3241 ...	31	H.435 ...	20			S23-37 ...	23, 30	T.407 ...	13
F.3242 ...	31	H.437 ...	20			S23-42 ...	23, 25,	T.408/9	13
F.3243 ...	31	H.438 ...	20			S25-1 ...	30	T.412 ...	11
F.3244 ...	31	H.439 ...	20					T.413 ...	14
F.3287 ...	26	H.441 ...	18	MF.119/20	27	S.25-2 ...	31	T.413 ...	14
F.3295 ...	16	H.443 ...	18			S.25-3 ...	5, 9,	T.418 ...	14
F.3313 ...	31	H.444 ...	18				11, 13,	T.422 ...	14
F.3319 ...	16	H.445 ...	18				16, 18,	T.423 ...	14
F.3323 ...	27	H.446A ...	29				20, 23,	T.425 ...	14
F.3339 ...	7	H.447 ...	29				24, 27,	T.427 ...	14
F.3363 ...	23	H.451 ...	23	N.1253 ...	39		34	T.429 ...	14
F.3368 ...	38	H.452 ...	18	NA.12 ...	32	S.25-6 ...	22	T.440 ...	14
F.3600 ...	38	H.453 ...	18	NA.14A ...	32	S.25-8 ...	13, 30	T.448 ...	11
F.3666 ...	37	H.454 ...	18	NA.48 ...	33	S.25-13 ...	38	T.449 ...	13
F.3848 ...	38	H.454 ...	18	NA.55 ...	32	S.25-27 ...	27	T.453 ...	14
F.3879 ...	27	H.500 ...	18	NA.66 ...	32	S.26-1 ...	13, 16,	T.454 ...	11
		H.518 ...	20	NF.658	23		23, 30	T.455 ...	14
		H.519 ...	18	NF.704	30	S.26-3 ...	13, 16,	T.456 ...	13
		H.519A ...	18	NF.761	30		23, 24,	T.461 ...	13
		H.536 ...	20	NS.191	29		38	T.471A	14
		H.565 ...	20	NS.362	24	S.26-16	31	T.472 ...	14
GE.29 ...	7	H.566 ...	23	NT.261	13	S.35-7 ...	11	T.487 ...	14
GE.29/20	7	H.569 ...	23	NT.297	14	S.46-15	9, 11	T.495 ...	14
GE.29/40	7	H.570 ...	1C	NT.316	25	S.S2-1 ...	14	T.496 ...	25
GS.134	5	H.604 ...	27	NT.367	25	S.66-1 ...	13	T.497 ...	25
GS.251	9	H.623 ...	18	NT.376	25	S.70-3 ...	14, 20	T.500 ...	13
GS.254	10	H.624 ...	18	NW.100	16	S.70-4 ...	20	T.717 ...	13
GS.299	25, 24,	H.624 ...	18	NW.125	22	S.70-7 ...	9	T.730 ...	14
	37	H.659 ...	28	NW.125X	22	S.79-2 ...	20	T.731 ...	14
GS.305	10	H.660 ...	14	NW.225	22	S.467/91/L	39	T.732 ...	14
GS.308	5	H.663A ...	18	NW.243	22	SCZ.45	16, 31	T.825 ...	39
GS.761	9	H.665 ...	28						



Part No.	Page No.	Part No.	Page No.	Part No.	Page No.	Part No.	Page No.	Part No.	Page No.
T.887 ...	13			384 ...	36	047512 ...	38	18/136 ...	29
T.889 ...	25			901 ...	33	123002 ...	37	18/174 ...	28
T.909 ...	11	W.4 ...	22	971 ...	33	136231 ...	35	18/239 ...	29
T.911 ...	11	W.5 ...	22	988 ...	35	142689 ...	36	18/528 ...	29
T.912 ...	11	W.6 ...	22	1129 ...	33	146460 ...	37	18/535 ...	28
T.913 ...	13	W.7A ...	22	2261 ...	33	166014 ...	35	18/598 ...	28
T.914 ...	13	W.11 ...	31	4023 ...	33	185037 ...	35	18/599 ...	28
T.917 ...	13	W.12 ...	22	4024 ...	33	185051 ...	36	18/665 ...	29
T.920 ...	13	W.61 ...	22	4031 ...	33	187045 ...	38	61/004 ...	28
T.925 ...	39	W.62 ...	20, 22	4031/1 ...	33	187049 ...	38	70/016 ...	28
T.926 ...	13	W.63 ...	20, 22	4122 ...	33	236741 ...	38		
T.928 ...	13	W.74A ...	22	4123 ...	33	315738 ...	37		
T.930 ...	13	W.76 ...	29, 31	4384 ...	33	318341 ...	37		
T.933 ...	39	W.93 ...	22	7018 ...	33	318346 ...	37		
T.935 ...	11	W.123 ...	22	8493 ...	33	400001 ...	37		
T.940 ...	14	W.129 ...	22	9193 ...	33	400034 ...	37		
T.946 ...	11	W.135 ...	22	9573 ...	33	400051 ...	37		
T.948 ...	39	W.270A ...	22	9574 ...	33	400136 ...	37		
T.968 ...	13	W.328A ...	29	9722 ...	33	400308 ...	37		
T.969 ...	13	W.329 ...	29	9727 ...	33	400415 ...	37		
T.971 ...	13	W.351 ...	20	9734/22 ...	33	400843 ...	37		
T.973 ...	39	W.386A ...	22	9758 ...	33	401119 ...	37		
T.974 ...	13	W.481 ...	20	9859 ...	33	404435 ...	37		
T.975 ...	39	W.544 ...	20	9861 ...	33	406105 ...	37		
T.981 ...	11	W.545 ...	20	9891 ...	33	407131 ...	37		
T.986 ...	14	W.573A ...	20	10465 ...	33	410600 ...	37		
T.988 ...	37	W.578 ...	20	10466 ...	33	414965 ...	38		
T.989 ...	11	W.582 ...	20	10515/51552 ...	33	415729 ...	37		
T.990 ...	25	W.583 ...	20	10517 ...	33	420261 ...	37		
T.991 ...	25	W.585 ...	22	10520 ...	33	420406 ...	37		
T.993 ...	25	W.588 ...	22	10525 ...	33	421538/5 ...	37		
T.1027 ...	27	W.589 ...	22	10700 ...	33	422380 ...	37		
T.1031 ...	25	W.591 ...	22	10701 ...	33	422381 ...	37		
T.1037 ...	14	W.592 ...	22	10771 ...	33	465672 ...	38		
T.1039 ...	14	W.593 ...	29	10953 ...	33	465969 ...	38		
T.1040 ...	14	W.630 ...	24, 31	12187 ...	33	465981 ...	38		
T.1041 ...	14	W.653 ...	20	12188 ...	33	465998 ...	38		
T.1043 ...	14	W.660 ...	20	25578/2 ...	39	504665 ...	35		
T.1044 ...	14	W.661 ...	20	31405A ...	37	516386 ...	35		
T.1045 ...	13	W.761 ...	20	31443 ...	37	516395 ...	35		
T.1046 ...	13	W.762 ...	22	31437B ...	37	516553 ...	35		
T.1047 ...	13	W.856 ...	22	36189A ...	37	516556 ...	35		
T.1059 ...	25	W.861 ...	22	40458 ...	37	534296 ...	35		
T.1076 ...	25, 34	W.889 ...	22	45016 ...	38	553248 ...	35		
T.1167 ...	14	W.932 ...	13	47111 ...	38	553267 ...	35		
T.1185 ...	14	W.933 ...	20	50236 ...	33	553780 ...	35		
T.1250 ...	14	W.934 ...	20	50552/7/110 ...	33	553925 ...	35		
T.1270 ...	14	W.938 ...	20	50676/2/65 ...	33	572072 ...	36		
T.1271 ...	14	W.940 ...	20	50797/4/45 ...	33	573814 ...	36		
T.1272 ...	14	W.951 ...	22	50906/3 ...	33	573819 ...	36		
T.1273 ...	14	WE.170 ...	25	50943B ...	35	573825 ...	36		
T.1275 ...	24	WE.259A ...	25	51287 ...	33	700920 ...	36		
T.1276 ...	25	WF.32 ...	22, 31	51305/17 ...	33	701851 ...	36		
T.1307 ...	11	WM.3 ...	22	51421/4 ...	33	838591 ...	38		
T.1336 ...	11			51421/6 ...	33	859598 ...	35		
T.1338 ...	14			51612/190 ...	33	860428 ...	36		
T.1360 ...	14			51728 ...	33	26VWH-2/S.1552 ...	33		
T.1362 ...	14	XA.69 ...	29	51762 ...	33	12/029 ...	29		
T.1363 ...	14			52077 ...	33	12/031 ...	29		
TS.42 ...	22			52184 ...	35	12/408 ...	29		
TW.5 ...	22			53269/B ...	36	12/509 ...	29		
TE.164C ...	10			53364 ...	33	18/053 ...	28, 29		
TE.164D ...	10			70048F ...	36	18/087 ...	28, 29		
TE.164E ...	10	312 ...	35	76200A ...	36	18/135 ...	29		

**PROPRIETARY COMPONENTS PART NOS.**

# INDEX OF MISCELLANEOUS AND M.T. PART NUMBERS

NOTE.—This index is compiled in numerical sequence of part numbers.

Section	Part No.	Page No.	Section	Part No.	Page No.	Section	Part No.	Page No.
LV6/MT1	TT, Type 7MC	32	LV7, BC	18,053	28,	LV6, MT1	BS, 3901 00	31
LV6/MT1	SM, N25	39			29	LV6, MT8	LU, 400001	37
LV6/MT8	LO, M90	34	LV7, BC	18,087	28,	LV6, MT8	LU, 400034	37
LV6, MT7	162	20			29	LV6, MT8	LU, 400051	37
LV6, MT7	163	9	LV7, BC	18,135	29	LV6, MT8	LU, 400136	37
LV6, MT5	FB104, 5D	36	LV7, BC	18,136	29	LV6, MT8	LU, 400308	37
LV6, MT12	SX, 1129	33	LV7, BC	18,174	28	LV6, MT8	LU, 400415	37
LV6, MT11	1375	25	LV7, BC	18,239	29	LV6, MT8	LU, 400843	37
LV7, RE	2116	32	LV7, BC	18,528	29	LV6, MT8	LU, 401082	37
LV6, MT1	B5, C.3566	31	LV7, BC	18,535	28	LV6, MT8	LU, 404435	37
LV6, MT1	B5, C.3567	31	LV6, MT2	18571	32	LV6, MT8	LU, 406105	37
LV6, MT1	B5, C.3566	31	LV7, BC	18,598	28	LV6, MT8	LU, 407131	37
LV6, MT12	SX, 4023	33	LV7, BC	18,599	28	LV6, MT8	LU, 410600	37
LV6, MT12	SX, 4024	33	LV7, BC	18,665	29	LV6, MT8	LU, 415729	37
LV6, MT1	B5, C.4030	31	LV6, MT1	19582	33	LV6, MT8	LU, 420261	37
LV6, MT12	SX, 4031	33	LV6, MT1	19637	13	LV6, MT8	LU, 420406	37
LV6, MT12	SX, 4122	33	LV6, MT13	21246	24	LV6, MT8	LU, 421538, 5	37
LV6, MT12	SX, 4123	33	LV6, MT13	21257	24	LV6, MT8	LU, 422380	37
LV6, MT1	B5, C.4132	31	LV6, MT13	21259	24	LV6, MT8	LU, 422381	37
LV6, MT7	4363	11	LV6, MT13	21263	24	LV6, MT1	BS, A451, 100	31
LV6, MT12	SX, 4384	33	LV6, MT13	21272	24	LV6, MT8	LU, 465672	38
LV6, MT3	4562	36	LV6, MT4	21387	34	LV6, MT8	LU, 46969	38
LV6, MT7	5912	14,	LV6, MT1	21503	29	LV6, MT8	LU, 465981	38
		20	LV6, MT1	SM, P.22469	39	LV6, MT8	LU, 465998	38
LV6, MT7	6013	11	LV6, MT4	24496	29	LV6, MT3	LU, 504665	35
LV6, MT7	6023	7	LV6, MT14	26293	22	LV6, MT12	SX, 50906, 3	33
LV6, MT1	TT, NC.6057	16	LV6, MT11	28572	25	LV6, MT12	SX, 514214	33
LV6, MT7	6083	20	LV6, MT11	28961	25	LV6, MT12	SX, 51421, 6	33
LV6, MT12	SX, 7018	33	LV6, MT4	29943	34	LV6, MT3	LU, 516386	35
LV6, MT12	SX, 8493	33	LV6, MT4	LU, 31405A	37	LV6, MT3	LU, 516395	35
LV6, MT12	SX, 9193	33	LV6, MT4	LU, 31437B	37	LV6, MT3	LU, 516553	35
LV6, MT12	SX, 9573	33	LV6, MT4	LU, 31460A	37	LV6, MT3	LU, 516556	35
LV6, MT12	SX, 9574	33	LV6, MT1	32787	23	LV6, MT3	LU, 534296	35
LV6, MT5	9664	33	LV6, MT4	LU, 36189A	37	LV6, MT3	LU, 553248	35
LV6, MT12	SX, 9722	33	LV6, MT12	SX, 4031, 1	33	LV6, MT3	LU, 553267	35
LV6, MT12	SX, 9724	33	LV6, MT8	LU, 40458	37	LV6, MT3	LU, 553780	35
LV6, MT12	SX, 9758	33	LV6, MT8	LU, 45016	38	LV6, MT3	LU, 554430	35
LV6, MT12	SX, 9859	33	LV6, MT11	46440	25	LV6, MT3	LU, 572072	36
LV6, MT12	SX, 9861	33	LV6, MT11	46448	25	LV6, MT3	LU, 573814	36
LV6, MT12	SX, 9891	33	LV6, MT11	46452	25	LV6, MT3	LU, 573819	36
LV6, MT12	SX, 10465	33	LV6, MT1	SM, 5.467/91, L	39	LV6, MT3	LU, 573825	36
LV6, MT12	SX, 10466	33	LV6, MT8	LU, 47111	38	LV6, MT3	LU, 700777	36
LV6, MT12	SX, 10517	33	LV6, MT8	LU, 047512	38	LV6, MT3	LU, 859598	35
LV6, MT12	SX, 10520	33	LV6, MT5	49947	33,	LV6, MT3	LU, 860428	36
LV6, MT12	SX, 10525	33			36	LV6, MT3	X, 951236	39
LV6, MT12	SX, 10700	33	LV6, MT12	SX, 50236	33	LV6, MT3	X, 951242	35
LV6, MT12	SX, 10701	33	LV6, MT12	SX, 51287	33	LV6, MT3	X, 953207	36
LV6, MT12	SX, 10771	33	LV6, MT3	LU, 51312A	35	LV6, MT3	X, 954422	35
LV6, MT12	SX, 10953	33	LV6, MT12	SX, 51728	33	LV6, MT12	SX, 26WH-2/5.1552	33
LV7, BC	12, 029	29	LV6, MT12	SX, 51762	33	LV6, MT12	SX, 51035/17	33
LV7, BC	12, 031	29	LV6, MT12	SX, 52077	33	LV6, MT1	PT, 212116/N10	7
LV6, MT12	SX, 12187	33	LV6, MT3	LU, 52184D	35	LV6, MT1	PT, 250118/N10	11
LV6, MT12	SX, 12188	33	LV6, MT3	LU, 53269B	36	LV6, MT12	SX, 50676, 2/65	33
LV7, BC	12, 408	29	LV6, MT3	SX, 53364	33	LV6, MT12	SX, 50797, 4/45	33
LV7, BC	12, 509	29	LV7, BC	61, 004	28	LV6, MT12	SX, 51612, 190	33
VAOS, G1	XB, 13080	25	LV7, BC	70, 016	28	LV6, MT1	SM, 52108, 1/45	39
VAOS, F1	FA, 15875	32	LV6, MT3	LU, 70048F	36	LV6, MT12	SX, 10515, S1552	33
VAOS, F1	FA, 16801	32	LV6, MT4	LU, 76200A	36	LV6, MT7	TN, 1163X, 1120N1	22
VAOS, F1	FA, 16810	32	LV6, MT8	LU, 123022	37	LV6, MT12	SX, 50552, 7/110	33
LV6, MT11	17163	25	LV6, MT8	LU, 146460	37	LV6, MT1	SM, 53395, 23/45	39
VAOS, F1	FA, 17234	32	LV6, MT4	LU, 315738	37	LV6, MT4	6140-101516	39
VAOS, F1	FA, 17235	32	LV6, MT1	BS, C.3284/12	31			

CLASSIC  
BIKE SPARES

FOR EXPLANATION SEE PAGE 4.

### ALTERATION 1.

Substitute the following group for Valve Chamber Cover Group on pages 5 and 7.

E.3625	VALVE CHAMBER COVER ASSEMBLY	...	...	...	...	...	...	1
E.3618	Breather valve	...	...	...	...	...	...	2
E.3626	Valve lifter spindle and external lever	...	...	...	...	...	...	1
E.2936	Washer, rubber, valve lifter spindle	...	...	...	...	...	...	1
E.3620	Internal lever, D.S.	...	...	...	...	...	...	1
E.3636	Internal lever, T.S.	...	...	...	...	...	...	1
T.401A	Bolt, internal levers to spindle	...	...	...	...	...	...	2
E.3622	Adaptor, to breather pipe	...	...	...	...	...	...	1
T.1150	Screw, adaptor to cover	...	...	...	...	...	...	2
E.3078	Extension pipe, flexible	...	...	...	...	...	...	1
E.2446	Washer, cover joint	...	...	...	...	...	...	1
WE.170	Washer, cover nut	...	...	...	...	...	...	2
E.2386	Domed nut, cover securing	...	...	...	...	...	...	2

### ALTERATION 2.

Substitute the following in the Gearbox Group page 11.

T.1367	Bush, layshaft	...	...	1 off gearbox casing and 1 off gearbox inner cover replaces T.911
--------	----------------	-----	-----	---

### ALTERATION 3.

Substitute the following in Rear Wheel Brake Group page 22.

W.1200	Plate, rear brake anchor	...	...	...	...	...	1 was W.762
W.1083	Cam, brake	...	...	...	...	...	1 was W.856
W.1203	Lever, brake cam	...	...	...	...	...	1 was W.74A

### ALTERATION 4.

Clutch and Exhaust Lifter Control page 29 delete

18/665 Levers, control assembly and all components parts ...

Substitute

18/546	LEVER, CLUTCH ASSEMBLY	...	...	...	...	...	...	1
18/528	Lever only	...	...	...	...	...	...	1
18/174	Bracket lever fulcrum	...	...	...	...	...	...	1
12/044	Clamp, lever bracket	...	...	...	...	...	...	1
11/014	Screw, clamp to bracket	...	...	...	...	...	...	2
18/087	Screw, lever fulcrum	...	...	...	...	...	...	1
18/053	Nut, lever fulcrum screw	...	...	...	...	...	...	1
18/282	LEVER, EXHAUST LIFTER ASSEMBLY	...	...	...	...	...	...	1
18/059	Lever only	...	...	...	...	...	...	1
18/281	Bracket, lever fulcrum	...	...	...	...	...	...	1
12/044	Clamp, lever bracket	...	...	...	...	...	...	1
18/300	Screw, clamp to bracket	...	...	...	...	...	...	2
11/014	Screw, lever fulcrum	...	...	...	...	...	...	1
18/060	Nut, lever fulcrum screw	...	...	...	...	...	...	1

And also Exhaust Valve Lifter Cable page 30, substitute

D.344	CABLE ASSEMBLY, VALVE LIFTER	...	...	...	...	1 similar to
D.252 except for						
QS.250	Nipple (Handlebar end)	...	...	...	...	1 replaces D.83

