

20-10239-C

TRIUMPH
TIGER CUB

**REPLACEMENT
PARTS CATALOGUE**

No. 8

★

TIGER CUB

'A' RANGE MODELS

T20 T20SS T20SH

FROM ENGINE NO. 81890







REPLACEMENT PARTS CATALOGUE No. 8

TIGER CUB
"A" RANGE MODELS
T20
T20SS
T20SH

from Engine No. 81890

September 1961

With supplement from Engine No. 88347 on page 79

TRIUMPH ENGINEERING COMPANY LIMITED
MERIDEN WORKS · ALLESLEY · COVENTRY · ENGLAND
TELEPHONE MERIDEN 331 TELEGRAMS "TRUSTY, COVENTRY"

REF. No. 779/62.



CLASSIC
BIKE SPARES

PUBLISHED SEPTEMBER 1962

HOW TO USE THIS PARTS CATALOGUE

First check that the engine number of your machine is subsequent to that quoted on the title page.

Next consult the indices on Pages 9 and 10 for the parts or group of parts which you wish to locate. When you have located the parts on the illustration check the reference number on the facing page and make sure from the end columns that the part you have located does apply to your machine.

List the quantities required as single units; do not ask for "2 pairs" or "3 dozen".

In case of painted items always state the colour required. Painted parts are available only in the colours or alternatives specified for that model of that particular year.

<i>Colour</i>	<i>Suffix letter to Part No.</i>
Black	W.
Silver	V.
Flame	F.
Burgundy	B.
Ruby Red	RR.

N.B. Flame and Burgundy are flamboyant finishes applied over gold or silver sheen respectively whereas Ruby Red is a conventional single coat finish.

Paint is available also in all colours in $\frac{1}{4}$ pint or 1 gallon tins.



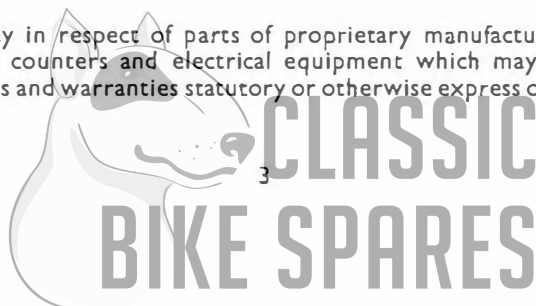
TRIUMPH GUARANTEE

1. In this Guarantee the word "machine" refers to the motor cycle, scooter, motor cycle combination or sidecar as the case may be, purchased by the Purchaser.
2. In order to obtain the benefit of this Guarantee, the Purchaser must have correctly completed the registration form and returned it to us within fourteen days of the purchase.
3. We will supply, free of charge, a new part in exchange for, or, if we consider repair sufficient, will repair free of charge any part proved within six months of the date of purchase of any new machine, (three months overseas) or within three months of its renewal or repair in the case of a part already renewed or repaired, to be defective by reason of our faulty workmanship or materials. We do not undertake to bear the cost of fitting such new or repaired part or accessory.
4. Any part considered to be defective must be sent to our Works, carriage paid, accompanied by the following information:—
 - (a) Name of purchaser and his address;
 - (b) Date of purchase of machine;
 - (c) Name of dealer from whom the purchase was made;
 - (d) Engine number and model.
5. This Guarantee shall not extend to defects or damage appearing after misuse, neglect, abnormal stress or strain, or the incorporation or affixing of unsuitable attachments or parts and in particular:—
 - (a) Hiring out;
 - (b) Racing and Competitions;
 - (c) Adaptation or alteration of any part or parts after leaving our Works;
 - (d) The attaching of a sidecar in a manner not approved by us or to an unsuitable motor cycle.

This Guarantee shall not extend to machines whose trade mark, name or manufacturing number has been altered or removed, or in which has been used any part not supplied or approved by us, or to tyres, saddles, chains, speedometers, revolution counters and electrical equipment or to parts supplied to the order of the Purchaser and different from our standard specification.
6. Our liability and that of our dealer who sells the machine, shall be limited to that set out in this guarantee, and no other claims including claims for consequential damage or injury to person or property, shall be admissible. All other conditions and warranties statutory or otherwise and whether express or implied are hereby excluded and no guarantee other than that expressly herein contained applies to the machine to which this Guarantee relates or any accessory or part thereof.
7. We reserve the right to modify or deviate from the Published Specification without notice.

REPAIRS GUARANTEE

1. Whilst the highest standard of workmanship and materials is aimed at, we cannot accept liability for any defects appearing more than three months after the machine, assembly or component has left our Works after being repaired.
2. We will repair or replace at our option free of charge any defective work, materials or parts relating to the repairs carried out by us appearing within that time but shall not be under any further or other liability for any other loss or damage whether direct or consequential and our liability shall be limited to the cost of so making good. We do not undertake to bear the cost of fitting any replacement or repaired part.
3. We do not accept liability in respect of parts of proprietary manufacture, e.g. tyres, saddles, chains, speedometers, revolution counters and electrical equipment which may be used by us in effecting a repair. All other conditions and warranties statutory or otherwise express or implied are hereby excluded.



TRIUMPH SPARES

HOW TO ORDER. Every part is indicated by number, and this should be quoted together with the description. In order to assist customers, dimensions have been given in many cases where parts are similar. Parts where possible have been listed in order of assembly and a number of the illustrations show the assembly order also. With these aids there should be no difficulty in identifying the parts you require. **Always head your order with the engine number, stamped on the front engine lug, together with the prefix letters.**

WHERE TO OBTAIN. Triumph Spare Parts can only be obtained from an authorised Triumph Dealer, and we recommend our customers to place their orders with the Triumph Dealer in their district. When parts not usually asked for are required, and for which the Dealer may have to write or obtain specially, the postage or carriage incurred becomes payable.

Triumph Spares are not supplied to private owners direct from the factory. A list of authorised dealers who stock Triumph spares is published overleaf. If difficulty is experienced in obtaining the required parts, the matter should be taken up directly with the Triumph Spares Department.

Customers are warned against the risk incurred by purchasing parts that are not of genuine Triumph manufacture. This risk is eliminated if parts are ordered as instructed from recognised Dealers.

PATTERNS AND PARTS FOR REPAIR. It is not necessary to send patterns if the part number is quoted. The sending of patterns often delays the order as parcel post or rail takes longer than letter post.

Parts sent to Coventry for repair, replacement, or as patterns should bear the sender's name and address and clear instructions should accompany the parts. In your own interest send a copy of the advice note under separate cover. All parts must be forwarded carriage paid and care should be taken to ensure that all remittances are sent separately and not enclosed with the parts. Fragile units such as cylinders, etc., should always be boxed to avoid damage in transit. Complete machines should have all fitments such as windscreens, driving mirrors, tools, etc., removed by the sender before despatch, as it is impossible for us to accept responsibility in the event of loss in transit. We are always pleased to give estimates for overhauling and repairs, but should an estimate not be accepted, a charge will be made covering cost of dismantling and re-assembling, if carried out.

Communications relating to Parts should be addressed to the SPARES DEPARTMENT and for repairs, guarantee claims and technical advice to the SERVICE DEPARTMENT, Triumph Engineering Co. Ltd., Meriden Works, Allesley, Coventry. In order to facilitate quick reference, the quoting of any number, invoice number or reference from previous communications is essential. Accessories not of our manufacture should be sent direct to the actual makers, whose names and addresses appear below.

PROPRIETARY GROUP

Ancillary equipment which is fitted to our motor cycles is of the highest quality and is guaranteed by the manufacturers and not by ourselves. Any repairs or claims should be directed to the actual makers or their local agents who will always give owners every possible assistance. The following are the addresses of the various manufacturers:—

CARBURETTERS.

Messrs. Amal Ltd.,
Holdford Road, Witton, Birmingham, 6.
Zenith Carburetter Co., Ltd.,
Honeypot Lane,
Stanmore, Middlesex.

CHAINS.

Renold Chains Ltd.,
Wythenshawe, Manchester.

ELECTRICAL EQUIPMENT.

Messrs. J. Lucas Ltd.,
Gt. Hampton Street, Birmingham, 18.

TYRES.

Dunlop Rubber Co. Ltd.,
Fort Dunlop,
Birmingham, 24.

SPARKING PLUGS.

Champion Sparking Plug Co. Ltd.,
Feltham, Middlesex.

K.L.G. Sparking Plugs Ltd.,
Cricklewood Works, London, N.W.2.

Lodge Plugs Ltd.,
Rugby, Warwickshire.

SPEEDOMETERS.

Messrs. Smiths Motor Accessories Ltd.,
Cricklewood Works, London, N.W.2.

SUSPENSION UNITS.

Messrs. Girling Ltd.,
Kings Road, Tyseley, Birmingham, 11.



MAIN SPARES STOCKISTS

BEDFORDSHIRE

Bedford ... R. H. King, 56, Caidwell Street. Tel. 5684.
Biggleswade ... Bryants, 25/27, Shortmead Scaer. Tel. 3108.
Dunstable ... B. G. England (Dunstable) Ltd., Half Moon Hill, London Road. Tel. 843-4.
Luton ... Kings Motors (Oxford) Ltd., 87, Park Street. Tel. 6591.

BERKSHIRE

Hungerford ... P. Scirland, 17/19, Bridge Street. Tel. 279.
Reading ... Phillips & Bloomfield Ltd., 10-24, South Street. Tel. 52635.

BUCKINGHAMSHIRE

Bletchley ... A. W. Mayle, 13, Victoria Road. Tel. 2211.
Greet Missenden ... A. E. Jeffrey, Church Street.
High Wycombe ... A. W. Harrison & Son Ltd., Whitehall Garage, London Road. Tel. Beaconsfield 1294.
Slough ... Sid Moram Ltd., Wexham Road Corner, High Street. Tel. 23767.

CAMBRIDGESHIRE

Cambridge ... Hallens of Cambridge Ltd., Union Lane. Tel. 56225/8.

CHESHIRE

Alvanley (via Warrington) ... Mr. H. Dugdale, Greenbank Garage. Tel. Helsby 92.
Birkenhead ... Mr. Bob Simister, 540, 542, New Chescer Road, Rockferry. Tel. Rockferry 1452.
Chester ... Marstons (Chester) Ltd., 31-33 & 14, Bridge Street. Tel. 20644.
Congleton ... J. Richardson (Motorcycles), 56, Mill Street. Tel. 2197.
Crewe ... Cookes Garages (Crewe) Ltd., 10/20, and 24/30, Nantwich Road. Tel. 2011.
Hazel Grove, Stockport ... Warburton Bros. (Motor Cycles) Ltd., 260, London Road. Tel. Stepping Hill 3093.
Macclesfield ... A. Watling, 49, Buxton Road, Tel. 3592.
Northwich ... Northwich Motor Cycles Ltd., 133, Witton Street. Tel. 2720.
Stockport ... Webbs Service Depot (Great Moor), 261, Buxton Road, Great Moor. Tel. Stepping Hill 2917.

CORNWALL

Launceston ... J. Wooldridge & Son, Western Road. Tel. 21.
St. Austell ... L. Avery & Son Ltd., 32, Slades Road. Tel. 2745.
Truro ... W. H. Collins & Son, Kenwyn Mews. Tel. 4334/5.

CUMBERLAND

Carlisle ... J. E. Clarkson, 1, Chapel Street. Tel. 21840.

DERBYSHIRE

Chesterfield ... Walter Wragg Ltd., 95, Lordsmill Street. Tel. 3622.
Cromford ... David Tye Ltd., Water Lane. Tel. Wirksworth 2149.
Derby ... Blacknell Motors Ltd., 108, Osmaston Road. Tel. 47247.
Long Eaton ... Mr. H. E. Buttler, 70-72, Tamworth Road. Tel. 930.

DEVONSHIRE

Exeter ... P. Pike & Co. Ltd., Alphington Street. Tel. 58241.

Newton Abbot ... J. E. Green (Garages) Ltd., 87, Queen Street. Tel. 2653.

Plymouth ... P. Pike & Co. Ltd., Millbay Road. Tel. 68451.

Torquay ... P. H. Sharam Ltd., 244-246, Union Street. Tel. 4184.

DORSET

Dorchester ... Tilley's Ltd., 31, South Street. Tel. 367.
Parkstone, Poole ... Mr. Bob Foster, 472-476, Ashley Road. Tel. Parkstone 3500.

DURHAM

Bishop Auckland ... Robsons Motor Cycles Ltd., 223, Newgate Street. Tel. 99.
Darlington ... Will Allinson, North Eastern Terrace, Parkgate. Tel. 3232.
Stockton-on-Tees ... Duplex Cycle & Motor Cycle Co., 10-16, and 21, Grange Road. Tel. 2071.
Sunderland ... Robson Motor Cycles Ltd., 7a, Bridge Road. Tel. 63029.
 T. Cowie Ltd., Millfield. Tel. 70491.
 Dunns Garages (Sunderland) Ltd., Wheat-sheaf Corner. Tel. 57666/7.

ESSEX


Chadwell Heath ... Frewins Ltd., 13/14, The Pavement. Tel. Seven Kings 7367.
Chelmsford ... Hadlers Garage Ltd., New Street. Tel. 4844/5.
Colchester ... G.B.R. Motors Ltd., 1 & 2, East Hill. Tel. 6131/2.
Dagenham ... Reginald Smith (Motorcycles) Ltd., Imperial House, New Road. Tel. Dominion 4321.
Harlow ... F. King, 3/5, West Gate. Tel. 24630.
Hornchurch ... T. W. Kirby Motorcycles Ltd., 10, Roneo Corner. Tel. 48785.
Ilford ... J. J. Double Motorcycles Ltd., 1-4, Mildmay Parade, Cranbrook Road, Barkingside. Tel. Crescent 0191.
Romford ... Brooklands Motorcycle Spares Ltd., 92-98, North Street. Tel. 61880.
Southend-on-Sea ... Ticketts Ltd., 39, Queens Road. Tel. 44289.
Tilbury ... Huils Motorcycles, 176, Dock Road. Tel. 22601.

GLOUCESTERSHIRE

Cheltenham ... A. Williams & Co. (Cheltenham) Ltd., 19-21, Portland Street. Tel. 56281.
Gloucester ... Harpers Garage Ltd., 23a, Worcester Street. Tel. 23187.
Stroud ... H. & L. Motors Ltd., Cainscross. Tel. 1273.

HAMPSHIRE

Aldershot ... Archers Ltd., 149, Victoria Road. Tel. 20323.
Basinstoke ... H. J. Gifford Ltd., Giffords Corner. Tel. 1400/1.
Bournemouth ... Jenkin Purser Ltd., 3-5, Lansdowne Road. Tel. 6084/5.
Christchurch ... Marsh & Fry Ltd., 36, Bargates. Tel. 840.
Fleet ... Ken Heanes Ltd., 29, Reading Road. Tel. 1673.
Gosport ... Evereta Ltd., 55a, Forton Road. Tel. 89638.
Lymington ... Craze Bros. Ltd., 1, Gosport Street. Tel. 3085.
Portsmouth ... Gianfield Lawrence Ltd., Gloucester Garage, 135-153, Fraxton Road. Tel. 27551/2.



Portsmouth ... Jenkin & Purser Ltd., 277-283, Copnor Road. Tel. 60281.

Southampton ... Alec Bennett Ltd., 152, Portswood Road. Tel. 54081/5.

Southsea ... E. W. Burnett & Son, Eldon Street. Tel. Portsmouth 4956.

Winchester ... Lawton & Wilson (Winchester) Ltd., Eastgate Street. Tel. 2722.

HEREFORDSHIRE

Hereford ... A. Kear & Co., 52, Commercial Street. Tel. 2239.

Ross-on-Wye ... H. & L. Motors, 19, Gloucester Road. Tel. 2098.

HERTFORDSHIRE

Hatfield ... W. Waters & Sons Ltd., 32, Great North Road. Tel. 2255.

Hemel Hempstead ... Moores (Hemel Hempstead) Ltd., London Road. Tel. Boxmoor 601.

Hitchin ... Jimmy Lane Motor Cycles, 67, Hermitage Road. Tel. 4443.

St. Albans ... Humming Bird Motorcycles, 39, 84-90, London Road. Tel. 52323.

KENT

Bromley ... Boyar of Bromley, 38, London Road. Tel. Ravensbourne 1515.

Canterbury ... Halletts of Canterbury Ltd., St. Dunstons Street. Tel. 2275/6.

Chatham ... Frank Bannister & Son Ltd., 26, Railway Street. Tel. 43405/6.

Dartford ... Schwieso Bros. Ltd., 177, Lowfield Street. Tel. 24279.

Folkestone ... Mr. J. A. Hitchcock, 91a, 93, Guildhall Street. Tel. 4135.

Maidstone ... Redhill Motors (Maidstone) Ltd., The Broadway. Tel. 3096.

Ramsgate ... Philpotts Garage Ltd., Canterbury Road. Tel. Thanet 53055.

Sidcup ... Arrow Motor Works (Kenz) Ltd., High Street, Footscray. Tel. Footscray 7171.

Tunbridge Wells ... W. 8. Jury Ltd., 73, Calverley Road. Tel. 973.

LANCASHIRE

Accrington ... Bill Snape Ltd., 379, Blackburn Road. Tel. 31221.

Blackburn ... S. & G. Motorcycles (Blackburn) Ltd., 15-17, Great Bolton Street. Tel. 667B.

Blackpool ... J. Hall & Son (Blackpool) Ltd., 102-106, Devonshire Road. Tel. 22130.

Bolton ... Anderton Bros., 1b, Bradford Street, Tel. 5090.

Burnley ... C.S. Garages Ltd., 2, Gannow Top. Tel. 5107.

Colne ... Appleby Bros., Skipton Road. Tel. 809.

Lancaster ... Wall & Sagar Ltd., 129-131, St. Leonardgate. Tel. 3817.

Liverpool ... Victor Horsman Ltd., 48, Renshaw Street. Tel. Royal 6810.

... F. Llewellyn & Co. Ltd., 34-43, St. James Street. Tel. Royal 8714.

Manchester ... Hunts Ltd., 257, Kingsway, Levenshulme. Tel. Heaton Moor 1303.

Middleton ... Alan Taylor Ltd., 5/7, Townley Street. Tel. 4431.

Oldham ... Alan Taylor (Northern) Ltd., 192, Manchester Street. Tel. Main 4456.

Preston ... Thomas Parish & Sons Ltd., 45, 52-62, Corporation Street. Tel. 4113.

Radcliffe ... Will Lord Ltd., 115, Blackburn Street. Tel. 2002.

Salford, 3 ... Billy Briggs & Sons, 319, Chapel Street. Tel. Blackfriars 1354.

Southport ... Lifes Motors Ltd., 32-36, West Street. Tel. 3774.

St. Helens ... Victor Horsman Ltd., Greenfield Road Garage. Tel. 3918.

Stretford, Manchester ... Kings Motors (Oxford) Ltd., 770, Chester Road. Tel. Deansgate 6741.

Warrington ... Jack Frodsham, 60, Winwick Street. Tel. 34713.

Wigan ... L. A. & S. M. Miller Ltd., 70-74, Scholes. Tel. 44197.

LEICESTERSHIRE

Leicester ... H. Petty & Sons, 22, Highfield Street. Tel. 56511.

... Colmore Depot Ltd., 80, Belgrave Gate. Tel. 20118.

... Kings Motors (Oxford) Ltd., Belgrave Gate. Tel. 25307/8/9.

... Arbour Motors, 147, Melton Road. Tel. 61793.

Loughborough ... Colmore Depot Ltd., 138 Nottingham Road. Tel. 2949.

LINCOLNSHIRE

Grimsby ... Freddie Frith, 119, Victoria Street. Tel. 4031.

... Grasswells Garage, 13-15, Osborne Street. Tel. 2202.

Holbeach ... Gordon Woodman Ltd., 34, Fleet Street. Tel. 3221.

Scunthorpe ... Rusty's (Scunthorpe), 18/22, High Street. Tel. 3348.

MIDDLESEX

Edgware ... Rex Judd Ltd., High Street. Tel. 6911.

Harrow ... E. T. Pink (Harrow) Ltd., Station Road. Tel. 3328.

Hounslow ... Stanley's Motors, 46-48, Lampton Road. Tel. 1949.

Potters Bar ... Cameron & Hogarth, Motorcycles, 163, High Street. Tel. 53129.

Staines ... Eric Oliver Motorcycles Ltd., 99, London Road. Tel. 3733.

Twickenham ... Blays of Twickenham Ltd., 192, 199, Heath Road. Tel. 1435.

Uxbridge ... Miles Motors Ltd., 60, High Street. Tel. 36000.

Wembley ... Bob Keeley Ltd., 129/131, Ealing Road. Tel. 7197/8/9.

MONMOUTHSHIRE

Newport ... Beechwood Motors, 426, Chepstow Road, Newport. Tel. 72338.

NORFOLK

Kings Lynn ... Lawrence & Failes Ltd., 102/3, London Road. Tel. 2116.

Norwich, 71K Nor... ... Chapmans (Norwich) Ltd., 38, 40-42, Duke Street. Tel. 24727.

NORTHAMPTONSHIRE

Kettering ... Bosworth Motors, Dalksith Place. Tel. 2196.

Northampton ... Moto Balder Spares Ltd., 30/40, Campbell Street. Tel. 5751/2.

... Spokes & Son Ltd., 1, Henry Street. Tel. 1160.


Peterborough ... Burrows Bros., 55-57, Westgate. Tel. 2154.

NORTHUMBERLAND

Ashington ... J. Main & Sons (Ashington) Ltd., 1, Laburnum Terrace. Tel. 3204.

Newcastle-upon-Tyne, 1 ... Dane (Newcastle) Motor Co. Ltd., Haymarket. Tel. 2-9165.

... T. Cowie Ltd., Scotswood Road. Tel. 30101.



NOTTINGHAMSHIRE

Mansfield Chas. E. Cope & Sons (Mansfield) Ltd., 2, Albert Street. Tel. 1205.

Newark Blacknell Motors Ltd., 17, North Gate. Tel. 2657.

Nottingham Hooleys Garage Ltd., Richmond House, Greyfriar Gate. Tel. 55301.

Worksop Kings Motors Ltd., Carlton Road. Tel. 3209.

... .. Ezra Sugden Ltd., 109, Gateford Road. Tel. 3053.

OXFORDSHIRE

Banbury North Bar Garage, North Bar. Tel. 2645.

Oxford, 2 Kings Motors (Oxford) Ltd., New Road. Tel. 41301.

SHROPSHIRE

Oswestry E. Roy Evans, Willow Street. Tel. 2301/2.

Shrewsbury Mr. J. C. Pickering, 49, Mardol. Tel. 2730.

Wellington Stanford Motorcycles, 99, King Street. Tel. 41.

SOMERSET

Bath Barton Motors, 14, Westage Buildings. Tel. 4616.

Bridgwater Anderson & Wall Ltd., 18, St. Mary Street. Tel. 2416.

Bristol Kings Motors (Oxford) Ltd., 16-17-18, North Street, Stokes Croft. Tel. 27591/2.

Street Jim Alves Ltd., 97, High Street. Tel. 355.

Taunton W. P. Edwards (Motors) Ltd., Station Road. Tel. 2943.

Weston-super-Mare Wyverns of Weston Ltd., Locking Road. Tel. 524.

STAFFORDSHIRE

Bilston Frank Stallard, 106, High Street. Tel. 42088.

Bloxwich John Brittain, 1, Church Street. Tel. 75036.

Burton-upon-Trent Fenns of Burton, 41, New Street. Tel. 4891/2.

Leak Mr. Ron Deaville, Mill Street. Tel. 12P3.

Newcastle-under-Lyme Chas. E. Cope & Sons Ltd., 12, George Street. Tel. 65268/9.

Stoke-on-Trent Broadway Motors, 34, Liverpool Road. Tel. 48088.

Tamworth The Motor Cycle Shop, 72/73, Bolebridge Street. Tel. 711.

Tipton Hines of Bilston Ltd., 76, Market Place, Great Bridge. Tel. Tipton 1578.

Walsall Motor Cycle Mart (Walsall) Ltd., 12, Ablewell Street. Tel. 23363.

... .. Chase Motorcycle Mart, 87, High Street, Chasetown. Tel. Brownhills 3037.

Wolverhampton Chas. E. Cope & Sons Ltd., 169, Stafford Street. Tel. 24605/6.

... .. Joseph Devey & Co. Ltd., 50, Darlington Street. Tel. 22806.

SUFFOLK

Bury St. Edmunds C. J. Bowers & Son, 98a, Risbygate Street. Tel. 635.

Ipswich Revetts Ltd., 53-67, Norwich Road. Tel. 53726/7.

Leiston A. C. Keeble & Son, Theberton. Tel. 166.

Lowestoft Mr. R. Wright, 67-69, London Road South. Tel. 4645.

Newmarket Goldings Ltd., Park Lane. Tel. 2474.

Stowmarket Revetts Ltd., Ipswich Street. Tel. 651.

SURREY

Chertsey Kilbourn Motorcycles, Mead Lane. Tel. 3321.

Croydon Godfrays Ltd., 226-234, London Road. Tel. 3641/2/3.

Epsom Arthur Wheeler Ltd., 45, Waterloo Road. Tel. 4505/6.

... .. Goodall Motorcycles Ltd., 55, South Street. Tel. 9563.

Farnham Heath Bros. (Frensham) Ltd., 82-84, East Street. Tel. 6477.

Guildford S. R. Jeffrey & Son Ltd., 134, High Street. Tel. 2297/8.

Redhill Redhill Cycle and Motor Works, 50, Brighton Road. Tel. 327.

Richmond Harwoods of Richmond Ltd., 14-16, Kew Foot Road. Tel. 2045.

Sutton W. F. Guiver Ltd., 18-24, Rosehill Parade. Tel. Fairlands 9200.

Thames Ditton Comerfords Ltd., Oxford House, Portsmouth Road. Tel. Emberbrook 5521.

Wallington E. T. Hughes, 114, Manor Road.

West Croydon A. Mylam & Co., 383, London Road. Tel. Thornton Heath 1273.

Weybridge Lewis & Sons (Weybridge) Ltd. 51, Church Street. Tel. 2210.

SUSSEX

Bexhill-on-Sea F. & E. Clark, 74, London Road. Tel. 961.

Brighton Redhill Motors (Brighton) Ltd., 104, North Road. Tel. 25281.

Chichester Goodridge Ltd., East Street. Tel. 2033.

Crawley Harold Lines (Crawley), 28, Boulevard. Tel. 25005.

Eastbourne Jempsons Ltd., 118-120, Seaside. Tel. 756.

Heathfield J. W. Groombridge, Mayfield Road Garage, Cross-in-Hand. Tel. 48.

Pulborough Gray & Rowsell (Bury) Ltd., Bury. Tel. 4.

Shoreham-by-Sea Gray, Rowsell & Baker Ltd., Shoreham Motors, 1, Lower Road. Tel. 2536.

Worthing Gray & Rowsell (Worthing) Ltd., 116, Dominion Road. Tel. 1224.

WARWICKSHIRE

Birmingham, 1 Colmore Depot Ltd., 43-49, John Bright Street. Tel. Midland 4277.

17 Chas. E. Cope & Sons Ltd., 477-487, Hagley Road, Edgbaston. Tel. Bearwood 2246.

6 Premier Motor Co. (Birmingham) Ltd., Aston Road. Tel. Aston Cross 4281.

12 Shovelbottoms Ltd., 376, Ladypool Road, Taunton Road Corner, Sparkbrook. Tel. South 3891/2/3.

Coventry Albany Motorcycle Spares, 51, Warwick Road. Tel. 22453.

... .. W. Brandish & Sons Ltd., Whitefriars Street. Tel. 25361.

... .. F. J. Brown Motorcycles, 528/530, Stoney Stanton Road. Tel. 87049.

Leamington Jack Butler & Co., 1a, Clarendon Avenue. Tel. 23943.

Nuneaton Nuneaton Motor Cycle Depot, 61, Abbey Street. Tel. 2663.

Shirley County Cycle & Motor Cycle, 266, Stratford Road. Tel. 1530.

WILTSHIRE

Swindon The Swindon Motor Co. Ltd., 34, Wood Street. Tel. 2065.

Trowbridge F. Sleightholme & Sons Ltd., Newtown. Tel. 2019.

WORCESTERSHIRE

Bromsgrove Ralphs, 110, Birmingham Road. Tel. 3228.

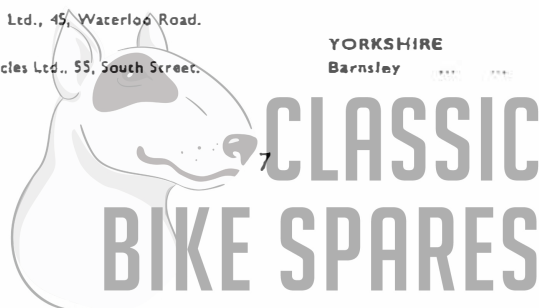
Dudley Chas. E. Cope & Sons Ltd., 98 & 193, High Street. Tel. 53464.

Stourbridge Pearson's Cycles Depot Ltd., Talbot Street. Tel. 5677.

Worcester Eric Williams Ltd., Pierpoint Street. Tel. 5786.

YORKSHIRE

Barnsley Mr. George Ward, Doncaster Road. Tel. 3982.



**CLASSIC
BIKE SPARES**

Bradford T. Cowie Ltd., 52-62, Manningham Lane. Tel. 24035.

Dewsbury Parkinsons (Wakefield) Ltd., 6, Bradford Road. Tel. 2486.

Doncaster Raynes Motors Ltd., 10, Cleveland Street. Tel. 2365.

Goldthorpe Mr. G. Wigfield, Furlong Garage. Tel. 2206.

Harrrogate Baines Bros., 23, Station Parade. Tel. 6001.

Huddersfield G. A. Earnshaw Ltd., Manchester Road. Tel. 1232.

... .. Arnold Moore (Motorcycles) Ltd., Oxford Street Garage, Northgate. Tel. 3483.

Hull Jordan & Co. (Hull) Ltd., Story Street. Tel. 24131.

Leeds, 9 Walter Wragg Ltd., Munro House, York Street. Tel. 35981.

6 W. Marsden & Son Ltd., Hyde Park Corner. Tel. Headingley 51615.

Middlesbrough William Armstrong Ltd., 379-381, Linthorpe Road. Tel. 88007.

... .. Dixons Motorcycles, 114, Newport Road. Tel. 44759.

Pontefract Ewbank & Son Ltd., The Motorcycle Specialist. Tel. 2040.

Rotherham Mr. Ernest Cross, 55-59, Drummond Street. Tel. 3987.

Scarborough Andrew (Scarborough) Ltd., 149, Victoria Road. Tel. 1857.

Sheffield, 1 Horridge & Wildgoose, 292, London Road. Tel. 50212.

3 Walter Wragg Ltd., 192-206, Gibraltar Street. Tel. 78951/2/3.

Shiplay Allan Jefferies, 120, Saltaire Road. Tel. 54271.

Skipton Craven Motor Co. Ltd., Caroline Square, High Street. Tel. 2212/3.

Wakefield W. Burrows & Son, Newbridge Garage, Ings Road. Tel. 2985.

York J. D. Shearsmith Ltd., 43, Blossom Street. Tel. 23088.

LONDON

Acton Whitbys of Acton Ltd., 273, The Vale, Acton, W.3. Tel. Shepherds Bush 6785.

Ealing Kays of Ealing, 8 & 10, Bond Street, Ealing, W.5. Tel. 2813.

East Dulwich Pullin's Motorcycles Ltd., 71-75, Lordship Lane, S.E.22. Tel. New Cross 7661/2.

East Ham E. E. Atkinson (Motors) Ltd., 415, Barking Road, East Ham, E.6. Tel. Grayswood 0623.

... .. Godfrey's Ltd., 220, Barking Road, East Ham, E.6. Tel. Grayswood 8088.

Edmonton E. S. Longstaff Ltd., 68, New Road, Edmonton, N.9. Tel. 6163.

Eltham Becketts of Eltham Ltd., 25, Courtyard, High Street, Eltham, S.E.9. Tel. 2009.

Finchley George Grose Ltd., 832/4, High Road, Finchley, N.12. Tel. Hillside 2149.

Forest Hill F. H. Brackpool & Co. Ltd., 226-228, Stanstead Road, Forest Hill, S.E.23. Tel. 2589.

Hammersmith F. Freeman (Hammersmith) Ltd., 94, Hammersmith Bridge Road, Hammersmith, W.6. Tel. Riverside 2267.

Hampstead W. E. Humphreys Ltd., 116-122, Hampstead Road, N.W.1. Tel. Euston 6536.

Harringay Banks, 62-64, Grand Parade, Harringay, N.4. Tel. Stamford Hill 9171.

Leytonstone Rivetts Ltd., 236/8, High Road, Leytonstone, E.11. Tel. Maryland 3021.

Neasden Siocombes Ltd., 239-247, Neasden Lane, Neasden, N.W.10. Tel. Dollis Hill 8055.

Peckham Osgood & Coates Ltd., 781, 783, 785, Old Kent Road, Peckham, S.E.15. Tel. New Cross 0513.

Plaistow Sid Franklen, 480, Barking Road, Plaistow, E.13. Tel. Albert Dock 1180.

Portland Street Godfrey's Ltd., 208-210, Great Portland Street, W.1. Tel. Euston 4632/4.

Putney Putney Autos Ltd., 263, Putney Bridge Road, Putney, S.W.13. Tel. 6887.

South Lambeth Harveys (Lambeth) Ltd., 47, South Lambeth Road, Lambeth, S.W.8. Tel. Reliance 6661.

Southgate White & Martin Ltd., 18, Ashfield Parade, Southgate, N.14. Tel. Palmers Green 1035.

Stockwell Gus Kuhn Motors Ltd., 275, Clapham Road, Stockwell, S.W.9. Tel. Brixton 5604.

... .. Pride & Clarke Ltd., 158, Stockwell Road, Stockwell, S.W.9. Tel. Brixton 6251.

Tooting Elite Motors Ltd., 951-961, Garratt Lane, Tooting Broadway, S.W.17. Tel. Balham 1200.

... .. E. T. Hughes, 222, Tooting High Street, S.W.17. Tel. Balham 3077.

Tottenham Moores Motorcycles, 653, High Road, Tottenham, N.17. Tel. 5767.

Woodford E. S. Longstaff Ltd., 108, High Road, Woodford, E.18. Tel. Buckhurst 6369.

Woolwich M. F. Sharland Ltd., 26, Plumstead Road. Tel. Woolwich 0641.

CHANNEL ISLANDS

Guernsey Mr. H. C. Tostevin, Grande Rue Motor and Cycle Works, St. Martins. Tel. St. Martin 7671.

Jersey Boudin's, 20, Bath Street, St. Helier. Tel. St. Helier 1343.

ISLE OF MAN

Douglas Gilbert Harding, 5, Market Street. Tel. 170.

NORTHERN IRELAND

Belfast McIntyre Bros. (Belfast) Ltd., 50-56, May Street. Tel. 24918.

Enniskillen, Co. Fermanagh John Jeffers & Son, 36, East Bridge Street. Tel. 2492.

SCOTLAND

Aberdeen George Cheyne (Cycles) Ltd., 147-9, Holburn Street. Tel. 50341/2.

Brechin J. Duncan & Son, 3-5, St. Mary Street. Tel. 223.

Dalbeattie, Kirkcudbright C. & J. Paterson, 30, High Street. Tel. 249.

Dundee George McLean Ltd., Craig Street. Tel. 22447.

Dunfermline Angus Campbell, 40/44, Campbell Street. Tel. 639.

Edinburgh J. R. Alexander Ltd., 14, Lothian Road. Tel. Fountainbridge 4455.

Glasgow, C.3 Bell Bros. (H.P.) Ltd., 215-229, St. Georges Road. Tel. Douglas 6414.

Kirkcaldy, Fifeshire A. E. Peatman & Sons, Thornton Road. Tel. Thornton 246.

Troon, Ayrshire Cooper Bros., 117-129, Temple Hill. Tel. 925.

WALES

Caerphilly, Glam. Cyril Morgan Motors Ltd., Piccadilly Square. Tel. 2301/2/3.

Cardiff, Glam. Robert Bevan & Sons, 29-35, Castle Street. Tel. 27477/8.

Carmarthen Eddie Stephens Motors, 22-23, Water Street. Tel. 6233.

Llawhaden, Nr. Narbeth, Pems... J. Bowen & Sons Ltd., Llawhaden. Tel. 6.

Swansea Mr. J. Brayley, 23, Dilwyn Street. Tel. 54733.


Wrexham, Denbs. Mr. J. Wilkinson, Yale Garage, Brook Street. Tel. 2642.



**CLASSIC
BIKE SPARES**

ILLUSTRATION INDEX


<i>Fig. No.</i>		<i>Page No.</i>
1	CRANKSHAFT, PISTON AND TIMING GEARS. Prior to Engine No. 84269	18
2	CRANKCASE. Prior to Engine No. 84269	20
3	CRANKSHAFT, PISTON AND TIMING GEARS. From Engine No. 84269	22
4	CRANKCASE. From Engine No. 84269	24
5	CYLINDER BARREL AND HEAD	26
6	OIL PUMP AND CONTROL PEDALS	28
7	GEARBOX SHAFTS AND GEARS	30 & 32
8	CLUTCH AND CHAINS	34
9	FRAME COMPLETE	36
10	FOOTRESTS, CHAINGUARDS, ETC.	38
11	TELESCOPIC FRONT FORK T20	40
12	T20 NACELLE, HEADLAMP, ETC.	42
13	TELESCOPIC FRONT FORK T20SS & T20SH	44
14	T20SS HEADLAMP, TACHOMETER, ETC.	46
15	FRONT WHEEL T20	48
16	FRONT WHEEL T20SS & T20SH	50
17	REAR WHEEL	52
18	PETROL AND OIL TANKS	54
19	BATTERY CASE, TOOLBOX AND AIR FILTER	56
20	MUDGUARDS AND NUMBER PLATES	58
21	TWINSEAT, REAR PANELS AND EXHAUST SYSTEM	60
22	HANDLEBARS AND CONTROL LEVERS	62
23	CONTROL CABLES	64
24	AMAL CARBURETTER, TYPE 376	66
25	ZENITH CARBURETTER	68
26	AMAL CARBURETTER, TYPE 32	70
27	CONTACT BREAKER, COIL AND STATOR	72
28	T20SH ELECTRICAL EQUIPMENT, ETC.	74
29	T20SH BATTERY CARRIER AND AIR FILTER	76



INDEX


	<i>Page</i>		<i>Page</i>
AIR FILTER	57, 69, 71, 77	MUDGUARDS	59
ALTERNATIVE SPROCKETS	15	NACELLE	43
BATTERY CARRIER 57, 77	OIL PUMP	29
CARBURETTER	67, 69, 71	OIL TANK	55
CARTON PACKS	14	PETROL TANK	55
CENTRE STAND	37	PILLION FOOTRESTS	39
CHAINGUARDS	39	PISTONS 19, 23
CHAINS	35	PROP STAND	37
CLUTCH	35	REAR PANELS	61
COIL	73	REAR WHEEL	53
CONTACT BREAKER	73	RECTIFIER 43, 75
CONTROL CABLES	65	ROTOR 19, 23
CONTROL LEVERS	63	SILENCERS	61
CRANKCASE 21, 25	SPARKING PLUGS	73
CRANKSHAFT 19, 23	SPEEDOMETER 43, 47
CYLINDER HEAD	27	STATOR	73
ENGINE BOLTS	37	STEERING RACES	37
ENGINE SPROCKET 19, 23	SUSPENSION UNITS	37
EXHAUST PIPES	61	SWITCHES	43, 47, 75
FOOTRESTS	39	TACHOMETER	47
FRONT FORKS 41, 45	TIMING GEARS 19, 23
FRONT WHEEL 49, 51	TOOLKIT	57
GASKET SETS	15	TWINSEAT	61
GEARBOX 31, 33	VALVES	27
HANDLEBARS	63	WIRING HARNESS	43, 47, 75
HORN	43, 47, 75		
SUPPLEMENT WITH EFFECT FROM ENGINE NO. 88347			79






TIGER CUB (T20) TECHNICAL DATA


Bore and Stroke		63 x 64 mm. 2.480 x 2.520 ins.
Capacity		199 c.c. (12 cu. ins.).
Compression Ratio		7 : 1
Sparking Plug	Champion L7, K.L.G. F80 or Lodge HN.	
Carburetter		Amal Type 32
	Choke Size	11/16 in.
	Main Jet	85
	Throttle Valve	32/4
	Needle Position	2
	Needle Jet	0.103
	Pilot Jet	15
Gearbox Sprocket		17 teeth
Final Drive Sprocket		46 teeth
Chains	Front	$\frac{3}{8}$ in. x $\frac{7}{32}$ in. Duplex x 62 links
	Rear	$\frac{1}{2}$ in. x $\frac{1}{16}$ in. x 112 links
Capacities	Fuel Tank	3 galls. (13.5 litres)
	Oil Tank	2 $\frac{1}{2}$ pints (1.55 litres)
	Gearbox	$\frac{1}{3}$ pint (200 c.c.)
	Primary Chaincase	$\frac{1}{3}$ pint (200 c.c.)
	Front Forks (each leg)	$\frac{1}{8}$ pint (75 c.c.)
Brakes	Front and Rear Diameter	5 $\frac{1}{2}$ in. (13.97 cm.)
Tyre Size	Front and Rear	3.25 x 17






TIGER CUB (T20SS) TECHNICAL DATA

Bore and Stroke		63 x 64 mm. 2.480 x 2.520 ins.
Capacity		199 c.c. (12 cu. ins.)
Compression Ratio		9 : 1
Sparking Plug	Champion L7, K.L.G. F80 or Lodge HN	
Carburettor		Amal Monobloc
	Choke Size	$\frac{1\frac{1}{8}}{16}$ in.
	Main Jet	140
	Needle Jet	.106
	Needle	Type C
	Throttle Valve	$37\frac{6}{3}$
	Pilot Jet	20
Gearbox Sprocket		17 teeth
Final Drive Sprocket		48 teeth
Chains	Front	$\frac{3}{8}$ in. x $\frac{7}{32}$ in. Duplex x 62 links
	Rear	$\frac{1}{2}$ in. x $\frac{1}{16}$ in. x 113 links
Capacities	Fuel Tank	$2\frac{3}{4}$ galls. (11.9 litres)
	Oil Tank	$2\frac{3}{4}$ pints (1.55 litres)
	Gearbox	$\frac{1}{2}$ pint (200 c.c.)
	Primary Chaincase	$\frac{1}{2}$ pint (200 c.c.)
	Front Forks (each leg)	$\frac{1}{4}$ pint (150 c.c.)
Brakes	Front and Rear Diameter	$5\frac{1}{2}$ in. (13.97 cm.)
Tyre Size	Front	3.00 x 19
	Rear	3.50 x 18





TIGER CUB (T20SH) TECHNICAL DATA


Bore and Stroke		63 x 64 mm. 2.480 x 2.520 ins.
Capacity		199 c.c. (12 cu. ins.)
Compression Ratio		9 : 1
Sparking Plug	Champion L7, K.L.G. F80 or Lodge HN	
Carburetter		Amal Monobloc
	Choke Size	$\frac{15}{8}$ in.
	Main Jet	140
	Needle Jet	.106
	Needle	Type C
	Throttle Valve	376/3
	Pilot Jet	20
Gearbox Sprocket		17 teeth
Final Drive Sprocket		48 teeth
Chains	Front	$\frac{3}{8}$ in. x $\frac{7}{32}$ in. Duplex x 62 links
	Rear	$\frac{1}{2}$ in. x $\frac{3}{16}$ in. x 113 links
Capacities	Fuel Tank	3 galls. (13.5 litres)
	Oil Tank	2 $\frac{1}{2}$ pints (1.55 litres)
	Gearbox	$\frac{1}{2}$ pint (200 c.c.)
	Primary Chaincase	$\frac{1}{2}$ pint (200 c.c.)
	Front Forks (each leg)	$\frac{1}{4}$ pint (150 c.c.)
Brakes	Front and Rear Diameter	5 $\frac{1}{2}$ in. (13.97 cm.)
Tyre Size	Front	3.00 x 19
	Rear	3.50 x 18



CARTON PACK LIST

The following sub-assemblies are supplied in carton packs under the C.P. part number stated. The contents of these carton packs are preserved and will not deteriorate under adverse conditions.

Part No.			Contents
Big End Assembly			
C.P. 155	1	E3624	Connecting rod
	1	E3600	Crankpin
C.P. 197	1	E4445	Connecting rod
(after No. 84269)	1	E4442	Crankpin
Brake Linings			
C.P. 128	2	W978	Brake linings
	14	W979	Rivets
Piston (T20)			
C.P. 141	1	E3358	Piston, C.R. 7 : 1
	1	E656	Compression ring (plain)
	1	E3048	Compression ring (taper)
	1	E3387	Oil control ring
	1	E1750	Gudgeon pin
	2	E1767	Circlip
Piston Rings (T20)			
C.P. 150	1	E656	Compression ring (plain)
	1	E3048	Compression ring (taper)
	1	E3387	Oil control ring
Piston (T20SS & T20SH)			
C.P. 172	1	E3958	Piston, C.R. 9 : 1
	1	E3959	Compression ring (plain)
	1	E3960	Compression ring (taper)
	1	E3961	Oil control ring
	1	E1750	Gudgeon pin
	2	E1767	Circlip
Piston Rings (T20SS & T20SH)			
C.P. 178	1	E3959	Compression ring (plain)
	1	E3960	Compression ring (taper)
	1	E3961	Oil control ring
Valve Guides			
C.P. 122	2	E3208	Valve guide
	2	E3209	Circlip
Valves			
C.P. 186	1	E3963	Inlet valve
	1	E3147	Exhaust valve
Valve Springs (T20)			
C.P. 123	2	E3214	Inner valve spring
	2	E3215	Outer valve spring



CARTON PACK LIST — continued

Part No.			Contents
Valve Springs (T20SS & T20SH)			
C.P. 185	2	E3965	Inner valve spring
	2	E3966	Outer valve spring
Steering Races			
C.P. 129	2	H835	Cup
	2	H833	Cone
	30	S70-3	Steel ball (¼ in. diam.)
Fork Service Pack (T20SS & T20SH)			
C.P. 168	2	H420	Rubber washer
	4	H430	Fibre washer
	2	H441	Upper bearing
	2	H443	Lower bearing
	2	H1062	Aluminium washer
	2	H1168	Oil seal
<hr/>			
Gasket Set	G5	T20/59	All models


ALTERNATIVE SPROCKETS

Gearbox		Rear Wheel	
T1555/13	13 teeth	W1320	46 teeth
T1555/14	14 teeth	W984	48 teeth
T1555/15	15 teeth	W1074	50 teeth
T1513/16	16 teeth	W1075	52 teeth
T1513/17	17 teeth	W1076	54 teeth
T1513/18	18 teeth	W1078	58 teeth
T1568	19 teeth		

WORKSHOP TOOLS

After Engine No. 84269	Z 135	Distributor Gear Extractor
	Z 139	Timing Pinion Extractor
After Engine No. 88347	D 485	Contact Breaker Extractor
	D 486	Contact Breaker Reassembly Pilot
Prior to Engine No. 84269	D 398	Timing Pinion Extractor
	D 400	Clutch Extractor
All Models		






16 **CLASSIC
BIKE SPARES**

P L E A S E N O T E

THROUGHOUT THIS LIST, ASSEMBLIES ARE PRINTED IN CAPITALS AND THE COMPONENTS INCLUDED IN THAT ASSEMBLY ARE INDENTED IN THE DESCRIPTION COLUMN, REVERTING TO THE ORIGINAL ALIGNMENT WHEN THE ASSEMBLY IS COMPLETE. TO ORDER THE COMPLETE ASSEMBLY IT IS NECESSARY ONLY TO QUOTE THE ASSEMBLY NUMBER. ANY COMPONENT PARTS LISTED MAY ALSO BE OBTAINED SEPARATELY, IF REQUIRED.

S P E C I A L W O R K S H O P T O O L S

A COMPLETE LIST OF WORKSHOP TOOLS CAN BE MADE AVAILABLE BY EITHER CONTACTING YOUR DEALER OR APPLYING DIRECT TO THE TRIUMPH SERVICE DEPARTMENT. IN MOST CASES THESE TOOLS ARE VERY COSTLY AS THEY ARE MADE ENTIRELY FOR WORKSHOP USE, AND THEREFORE, IT IS NOT RECOMMENDED THAT THE PRIVATE OWNER PURCHASE THE TOOLS IN ORDER TO AID SERVICING THE MACHINE ONCE OR TWICE ONLY. IN THESE CIRCUMSTANCES IT IS FAR MORE ECONOMICAL TO GET IN TOUCH WITH A RECOGNISED DEALER.



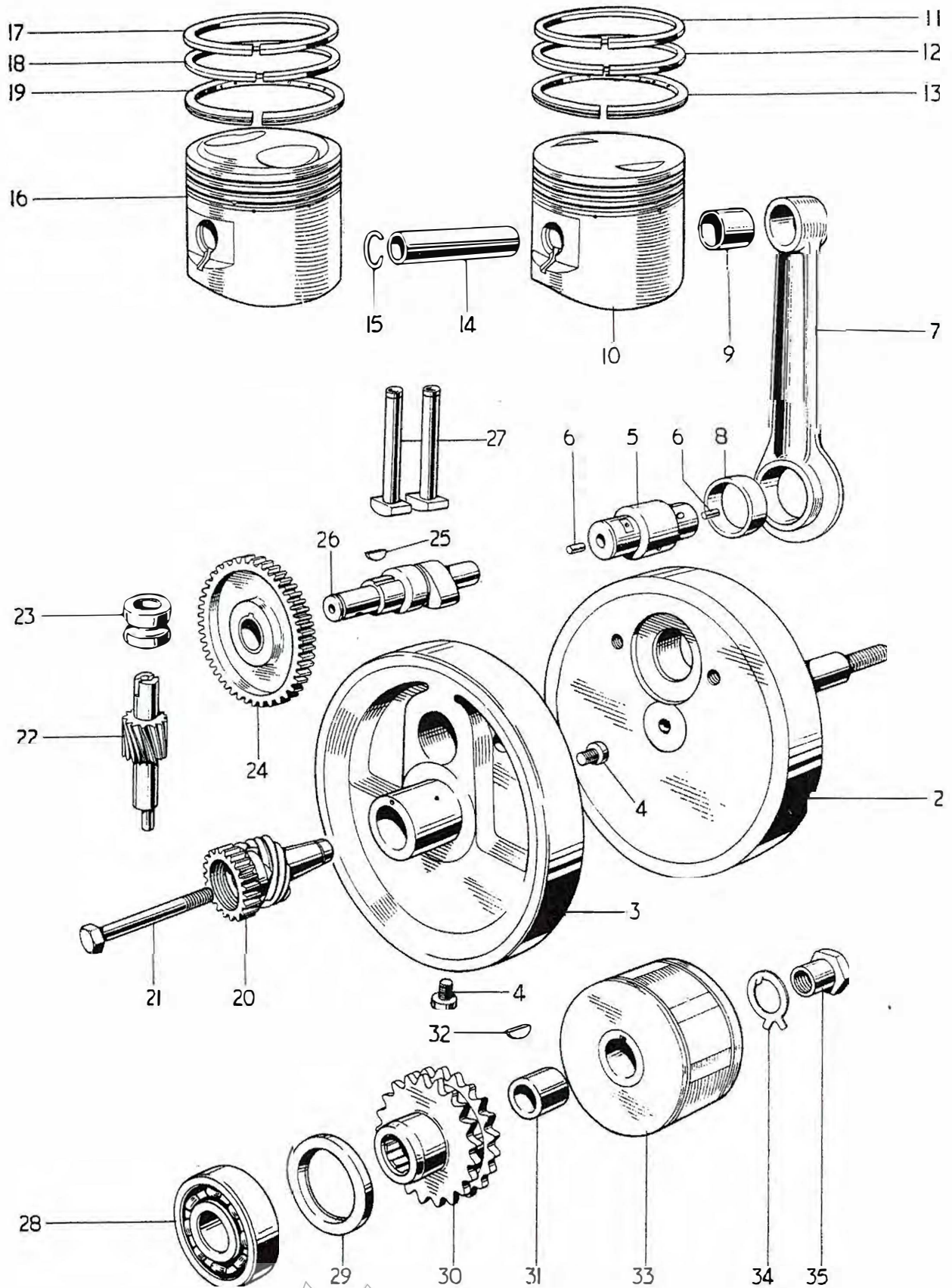



Fig. 1. CRANKSHAFT, PISTON AND TIMING GEARS
Prior to Engine No. 84269



CRANKSHAFT, PISTON AND TIMING GEARS

Prior to Engine No. 84269

										T20	T20SS
1	E3909	CRANKSHAFT ASSEMBLY	1	1
2	E3910	Left flywheel	1	1
3	E3598	RIGHT FLYWHEEL	1	1
4	E3420	Oilway plug	2	2
5	E3600	CRANKPIN	1	1
6	E3292	Oilway plug	2	2
7	E3624	CONNECTING ROD	1	1
8	E3623	Big end bush (Export only)...	1	1
9	E1762	Small end bush	1	1
10	CP141	PISTON COMPLETE, C.R. 7 : 1	1	-
11	E656	Compression ring	1	-
12	E3048	Taper compression ring	1	-
13	E3387	Oil control ring	1	-
14	E1750	Gudgeon pin	1	-
15	E1767	Circlip	2	-
16	CP172	PISTON COMPLETE, C.R. 9 : 1	-	1
17	E3959	Compression ring	-	1
18	E3960	Taper compression ring	-	1
19	E3961	Oil control ring	-	1
14	E1750	Gudgeon pin	-	1
15	E1767	Circlip	-	2
20	E4079	Timing pinion	1	1
21	E3421	Bolt (1 $\frac{3}{8}$ in. U.H.)	1	1
22	E3186	Distributor and oil pump drive shaft	1	1
23	E4190	Distributor shaft bush	1	1
24	E3185	Camshaft pinion	1	1
25	E3184	Camshaft key	1	1
26	E3183	Camshaft	1	-
26	E3962	Camshaft	-	1
27	E3285	Tappet	2	2
28	E3152	Left main bearing	1	1
29	E3379	Oil seal	1	1
30	E3912	Engine sprocket (19 teeth Duplex)	1	1
31	†E3913	Distance piece	1	1
32	†E1580	Key	1	1
33	†466124	Rotor	1	1
34	E4058	Tab washer	1	1
35	E3971	Nut	1	1

† From Engine No. 83727 for T20 only use rotor and sleeve as shown for T20 on page 23



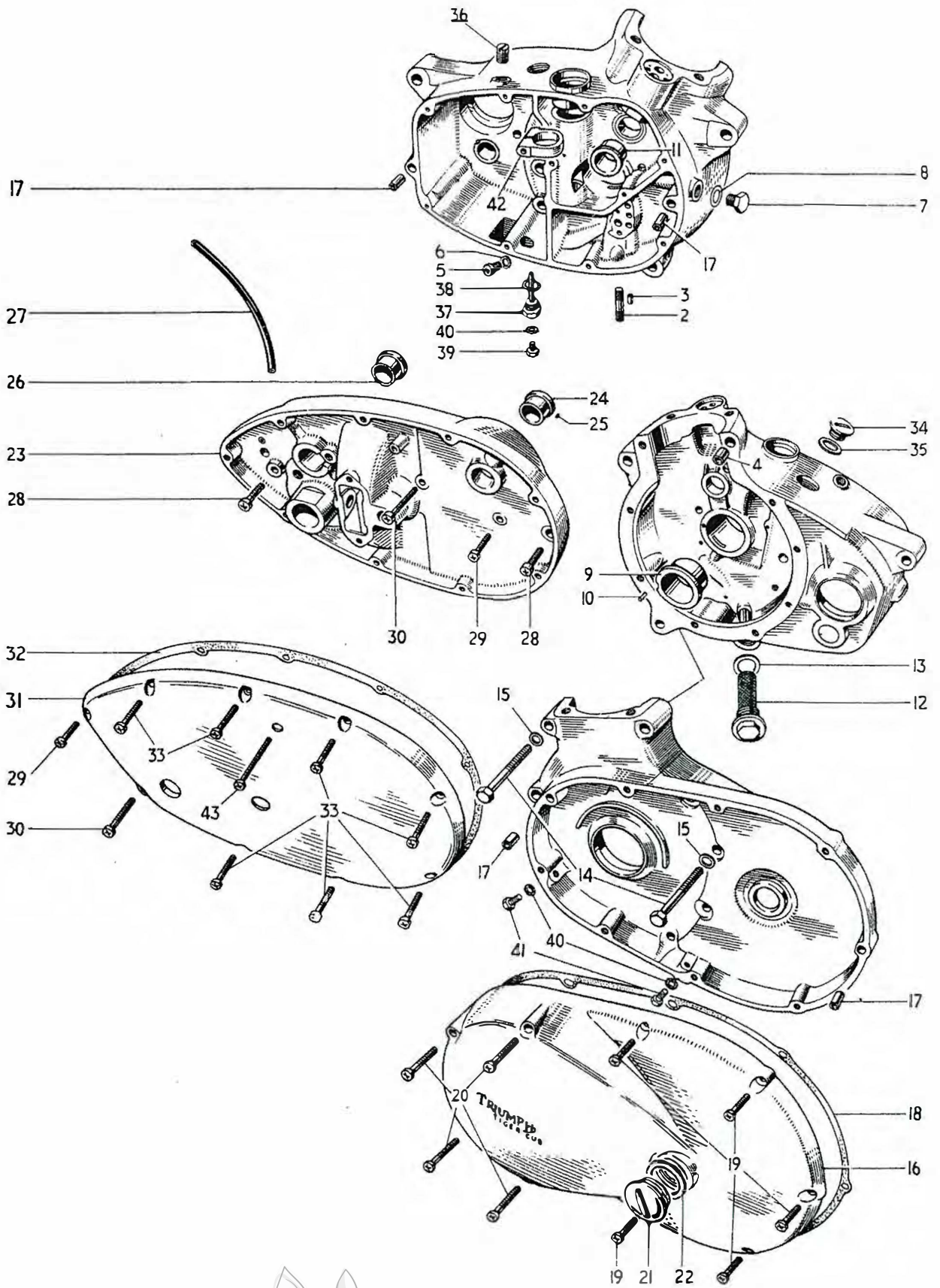


Fig. 2. CRANKCASE Prior to Engine No. 84269

CRANKCASE

Prior to Engine No. 84269

											T20	T20SS
1	E4087/8	CRANKCASE	1	1
2	E3171	Oil junction block stud	1	1
3	E3169	Oil junction block dowel	1	1
4	E4121	Crankcase joint dowel	1	1
5	T1553	Screw ($\frac{3}{8}$ in. U.H.)	1	1
6	E2441	Copper washer	1	1
7	E2615	Screwed plug	1	1
8	E1335	Copper washer	1	1
9	E3655A	Right main bearing	1	1
10	E3172	Peg	1	1
11	E3175	Camshaft bush	1	1
12	E4094	Crankcase filter...	1	1
13	E2570	Fibre washer	1	1
14	E4098	Bolt ($1\frac{1}{8}$ in. U.H.)	9	9
15	S25-3	Plain washer	9	9
16	E4089	Left outer cover	1	1
17	T989	Dowel	4	4
18	E4100	Joint washer	1	1
19	E3204	Screw (1 in. U.H.)	5	5
20	E4096	Screw ($2\frac{1}{16}$ in. U.H.)	4	4
21	E732	Oil filler plug	1	1
22	NE507	Fibre washer	1	1
23	E4090	RIGHT INNER COVER	1	1
24	E3293	Camshaft bush	1	1
25	E3172	Peg	1	1
26	T1147	Mainshaft bush	1	1
27	F3775	Flexible vent pipe	1	1
28	E3204	Screw (1 in. U.H.)	2	2
29	E3220	Screw ($\frac{1}{16}$ in. U.H.)	2	2
30	E3221	Screw ($1\frac{1}{8}$ in. U.H.)	2	2
31	E4092	Right outer cover	1	1
32	E3345	Joint washer	1	1
33	E3231	Screw ($1\frac{1}{8}$ in. U.H.)	7	7
34	T1599	Gearbox filler plug	1	1
35	E1465	Fibre washer	1	1
36	E4048	Blanking plug	-	1
37	T1112	Gearbox drain plug with level tube	1	1
38	T1257	Fibre washer	1	1
39	T361	Gearbox level plug	1	1
40	WE170	Fibre washer	3	3
41	DS57	Drain and level plug	2	2
42	E4099	Distributor clamp	1	1
43	E4097	Screw ($2\frac{1}{4}$ in. U.H.)	1	1



CRANKSHAFT ASSY. REF. N° 1

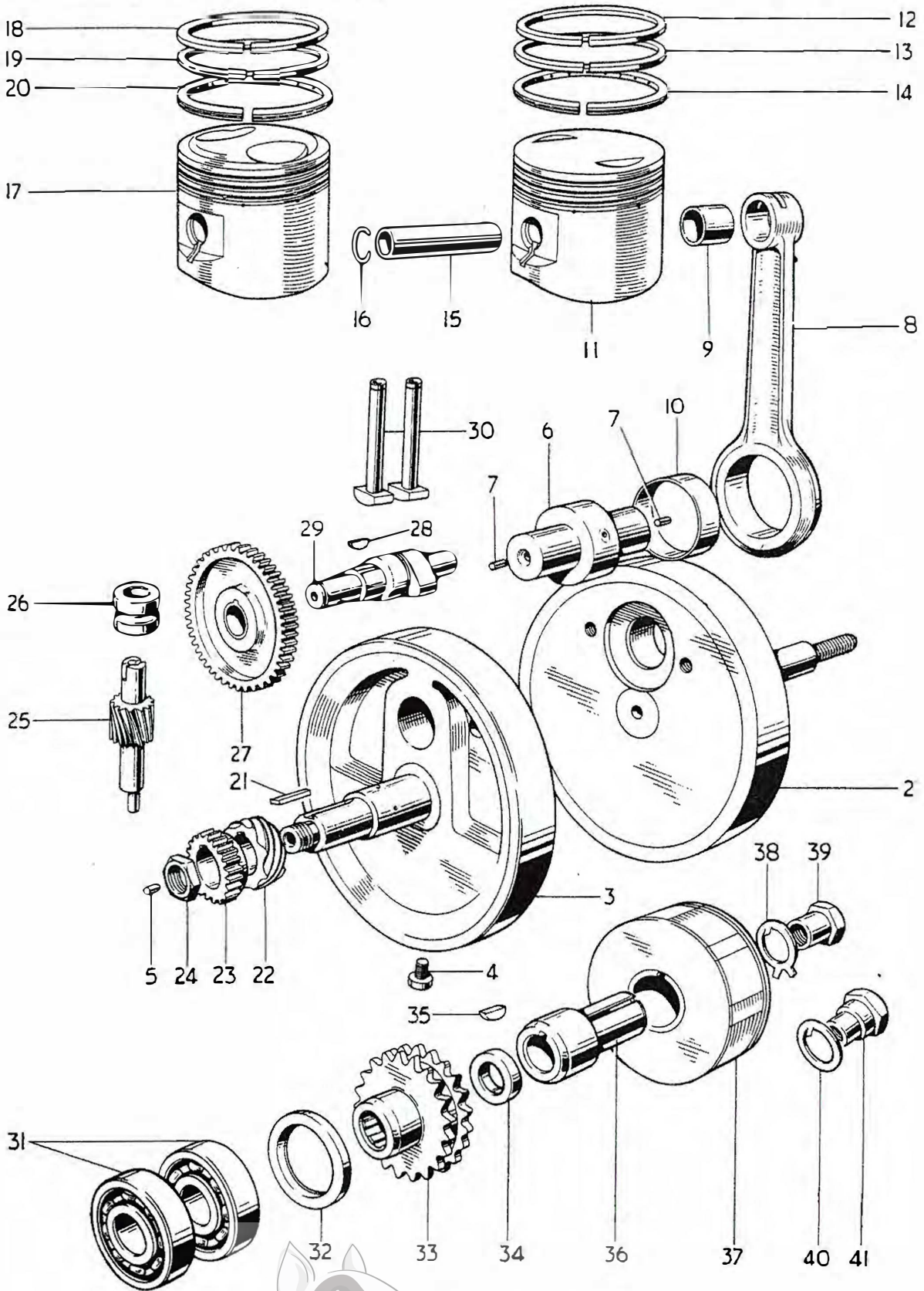



Fig. 3. CRANKSHAFT, PISTON AND TIMING GEARS
From Engine No. 84269



CRANKSHAFT, PISTON AND TIMING GEARS

From Engine No. 84269

									T20	T20SS	T20SH
1	E4435	CRANKSHAFT ASSEMBLY	1	1	1
2	E4434	Left flywheel	1	1	1
3	E4439	RIGHT FLYWHEEL	1	1	1
4	E3420	Screwed plug	1	1	1
5	E3902	Oilway plug	1	1	1
6	E4442	CRANKPIN	1	1	1
7	E3292	Oilway plug	2	2	2
8	E4445	Connecting rod	1	1	1
9	E1762	Small end bush	1	1	1
10	E4447	Big end bush (Export only)	1	1	1
11	CP141	PISTON COMPLETE, C.R. 7 : 1	1	-	-
12	E656	CONNECTING ROD	1	-	-
13	E3048	Taper compression ring	1	-	-
14	E3387	Oil control ring	1	-	-
15	E1750	Gudgeon pin	1	-	-
16	E1767	Circlip	2	-	-
17	CP172	PISTON COMPLETE, C.R. 9 : 1	-	1	1
18	E3959	Compression ring	-	1	1
19	E3960	Taper compression ring	-	1	1
20	E3961	Oil control ring	-	1	1
15	E1750	Gudgeon pin	-	1	1
16	E1767	Circlip	-	2	2
21	E4453	Key	1	1	1
22	E4452	Distributor drive gear	1	1	1
23	E4451	Timing pinion	1	1	1
24	F2725	Nut	1	1	1
25	E3186	Distributor and oil pump drive shaft	1	1	1
26	E4190	Distributor shaft bush	1	1	1
27	E3185	Camshaft pinion	1	1	1
28	E3184	Camshaft key	1	1	1
29	E3183	Camshaft	1	-	-
29	E3962	Camshaft	-	1	1
30	E3285	Tappet	2	2	2
31	E3152	Main bearing	2	2	2
32	E3379	Oil seal	1	1	1
33	E3912	Engine sprocket (19 teeth Duplex)	1	1	1
34	E4458	Spacing washer	1	-	1
35	E4455	Key	1	1	1
36	E4454	Adaptor sleeve	1	1	1
37	54213903	Rotor, RM18	1	-	1
37	†54213901	Rotor, RM19	-	1	-
38	E4058	Tab washer	1	-	1
39	E3971	Nut	1	-	1
40	E3975	Tab washer	-	1	-
41	E4503	Nut	-	1	-

† Up to Engine No. 86203 for T20SS use rotor shown on Page 19



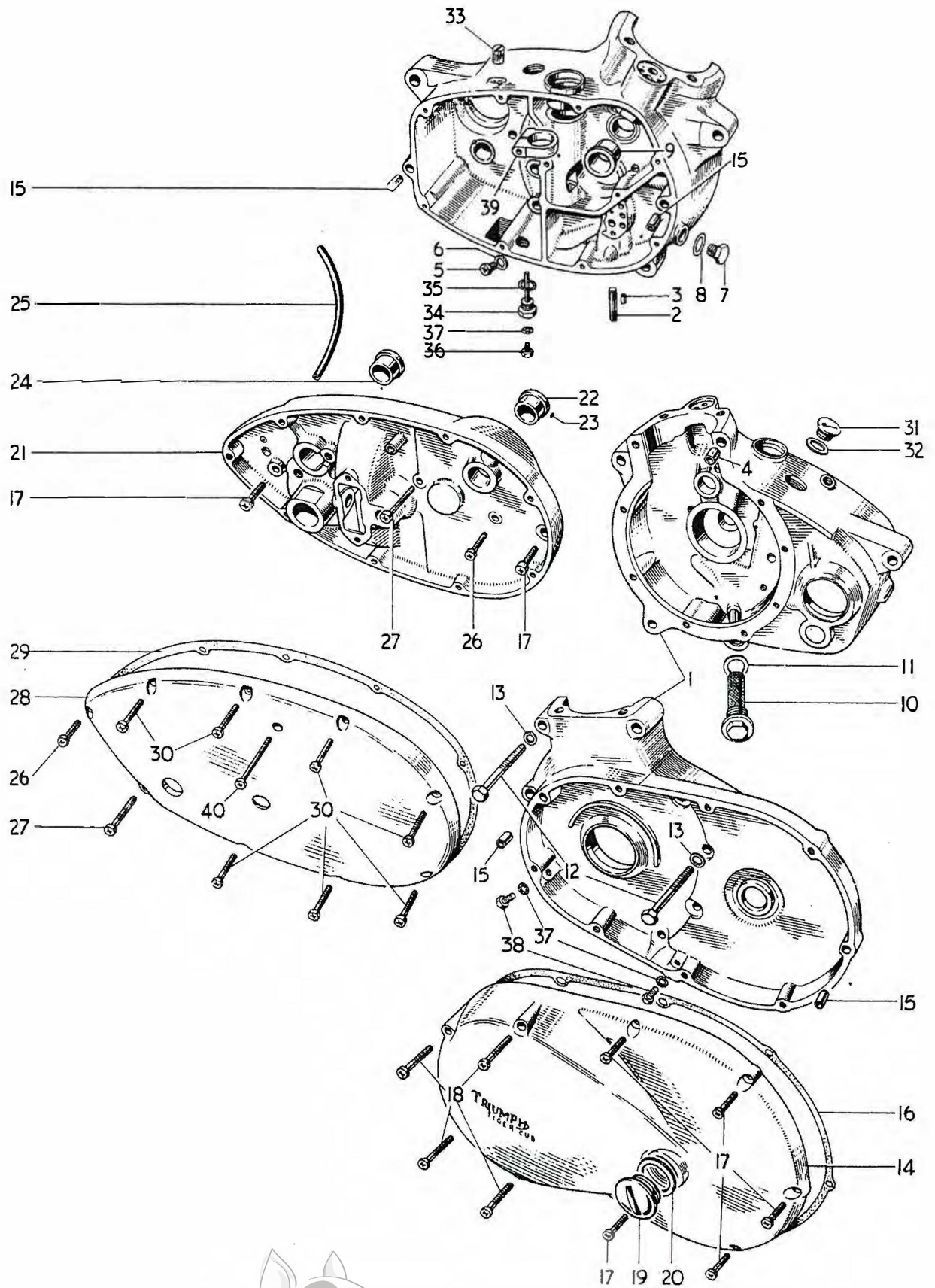


Fig. 4. CRANKCASE. From Engine No. 84269



CRANKCASE
From Engine No 84269

									T20	T20SS	T20SH
1	E4087/4448	CRANKCASE	1	1	1
2	E3171	Oil junction block stud	1	1	1
3	E3169	Oil junction block dowel	1	1	1
4	E4121	Hollow dowel	1	1	1
5	T1553	Screw plug ($\frac{3}{8}$ in. U.H.)	1	1	1
6	E2441	Copper washer	1	1	1
7	E2615	Screwed plug	1	1	1
8	E133S	Copper washer	1	1	1
9	E3175	Camshaft bush	1	1	1
10	E4094	Crankcase filter...	1	1	1
11	E2570	Fibre washer	1	1	1
12	E4098	Bolt ($1\frac{1}{8}$ in. U.H.)	9	9	9
13	S25-3	Plain washer	9	9	9
14	E4089	Left outer cover	1	1	1
15	T989	Hollow dowel	4	4	4
16	E4100	Joint washer	1	1	1
17	E3204	Screw (1 in. U.H.)	7	7	7
18	E4096	Screw ($2\frac{1}{8}$ in. U.H.)	4	4	4
19	E732	Filler plug	1	1	1
20	NE507	Fibre washer	1	1	1
21	E4449	RIGHT INNER COVER	1	1	1
22	E3293	Camshaft bush	1	1	1
23	E3172	Peg	1	1	1
24	T1147	Mainshaft bush	1	1	1
25	F3775	Breather pipe	1	1	1
26	E3220	Screw ($1\frac{1}{8}$ in. U.H.)	2	2	2
27	E3221	Screw ($1\frac{1}{8}$ in. U.H.)	2	2	2
28	E4092	Right outer cover	1	1	1
29	E3345	Joint washer	1	1	1
30	E3231	Screw ($1\frac{1}{8}$ in. U.H.)	7	7	7
31	T1599	Filler plug	1	1	1
32	E1465	Fibre washer	1	1	1
33	E4048	Blanking plug	1	1	1
34	T1112	Drain plug (with level tube)	1	1	1
35	T1257	Fibre washer	1	1	1
36	T361	Level plug	1	1	1
37	WE170	Fibre washer	3	3	3
38	DS57	Screwed plug	2	2	2
39	E4099	Distributor clamp	1	1	1
40	E4097	Screw ($2\frac{1}{4}$ in. U.H.)	1	1	1



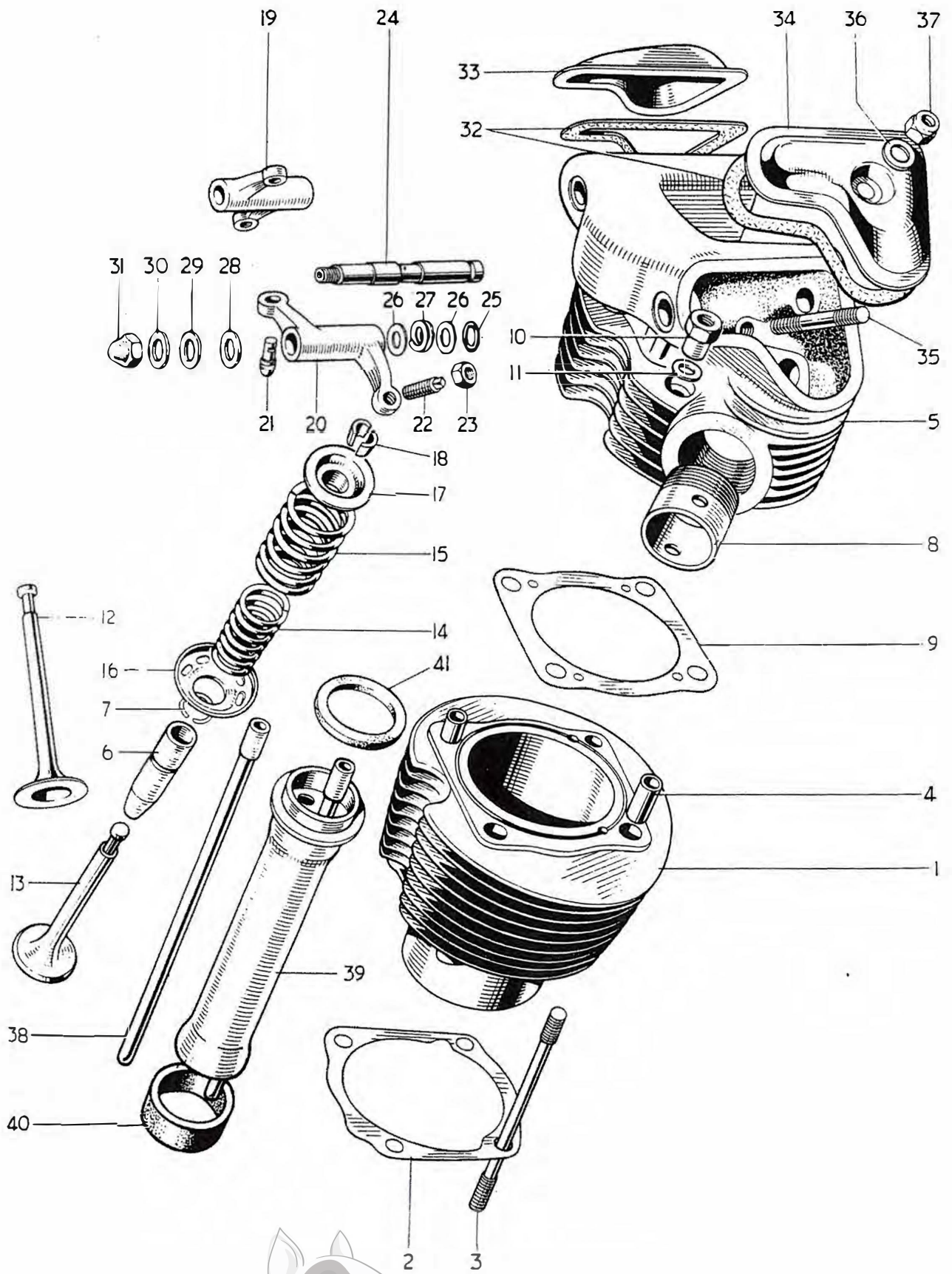


Fig. 5. CYLINDER BARREL AND HEAD

CYLINDER BARREL AND HEAD

			T20	T20SS	T20SH
1	E3385	Cylinder Barrel	1	1	1
2	E4037	Cylinder base washer	1	1	1
3	E3170	Crankcase to cylinder head stud (4 $\frac{1}{2}$ in. O.A.)	4	4	4
4	E3386	Cylinder head dowel	2	2	2
5	E4101	CYLINDER HEAD C/W GUIDES	1	-	-
5	E4049A	CYLINDER HEAD C/W GUIDES	-	1	1
6	E3208	Valve guide	2	2	2
7	E3209	Valve guide circlip	2	2	2
8	E3207	Exhaust pipe adaptor	1	1	1
9	E3217	Cylinder head gasket	1	1	1
10	E4103	Nut	4	4	4
11	E3446	Plain washer	4	4	4
12	E3963	Inlet valve	1	1	1
13	E3147	Exhaust valve	1	1	1
14	E3214	Inner valve spring	2	-	-
14	E3965	Inner valve spring (red)	-	2	2
15	E3215	Outer valve spring	2	-	-
15	E3966	Outer valve spring (red)	-	2	2
16	E3213	Bottom cup	2	-	-
16	E3964	Bottom cup	-	2	2
17	E3301	Top collar	2	2	2
18	WE259A	Split cotter	4	4	4
19	E3251	INLET ROCKER	1	1	1
20	E3252	EXHAUST ROCKER	1	1	1
21	E3222	Rocker ball pin	2	2	2
22	E3223	Adjuster pin	2	2	2
23	GS662	Nut	2	2	2
24	E3225	Rocker spindle	2	2	2
25	E3253	Sealing ring	2	2	2
26	E2534	Thrust washer $\frac{7}{16}$ in.	4	4	4
27	E3224	Thackeray washer	2	2	2
28	E2594	Thrust washer $\frac{3}{8}$ in.	2	2	2
29	E1335	Copper washer $\frac{3}{8}$ in.	2	2	2
30	E3249	Copper washer $\frac{1}{16}$ in.	2	2	2
31	H400	Domed nut	2	2	2
32	E3226	Joint washer	2	2	2
33	E3227	Inlet rocker cover	1	1	1
34	E3228	Exhaust rocker cover	1	1	1
35	E3210	Stud (2 $\frac{1}{2}$ in. O.A.)	2	2	2
36	E2441	Copper washer	2	2	2
37	E3290	Self locking nut	2	2	2
38	E3372	Push rod	2	2	2
39	E3537	Cover tube	1	1	1
40	E3391	Lower joint washer	1	1	1
41	E3540	Upper joint washer	1	1	1



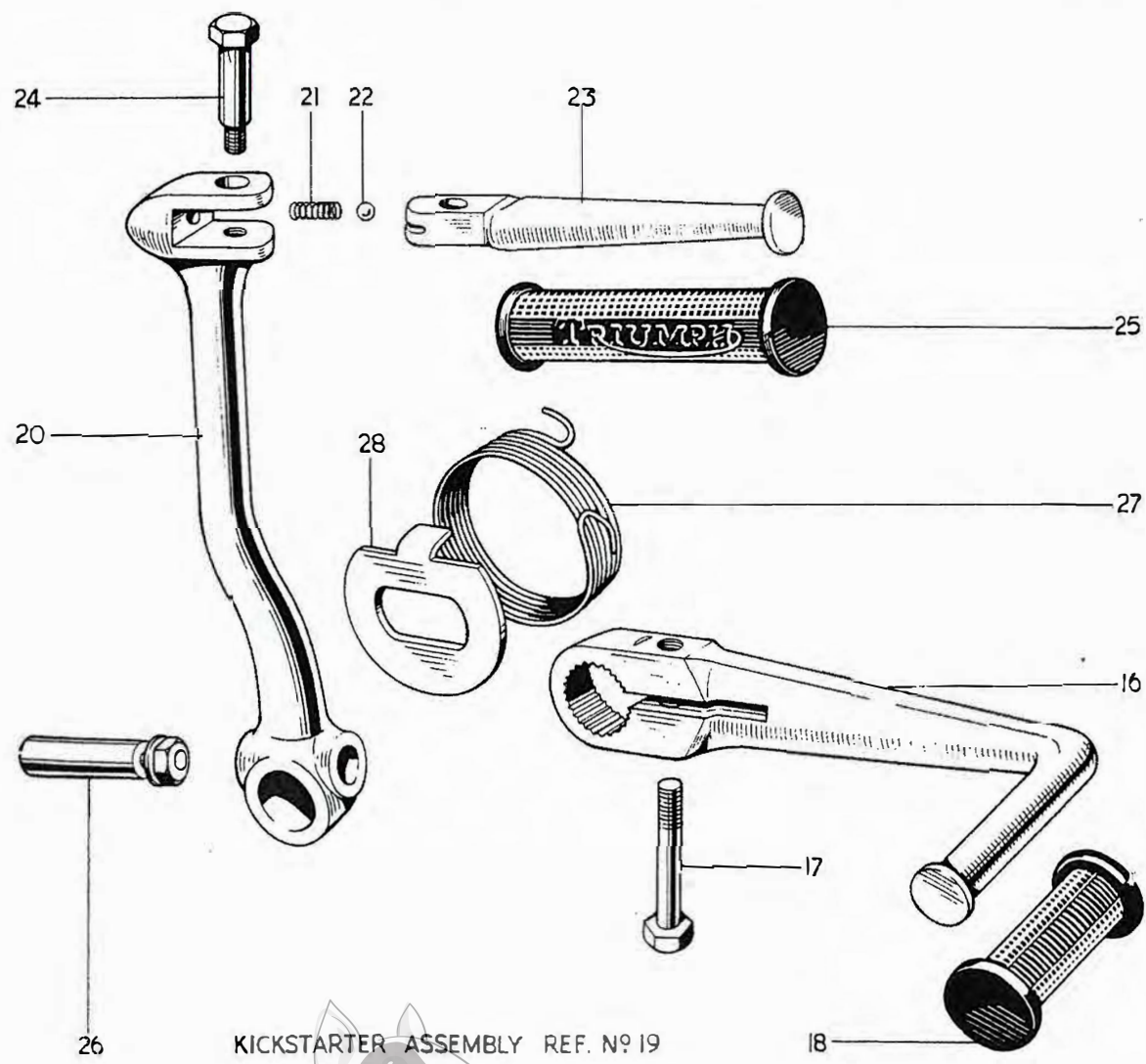
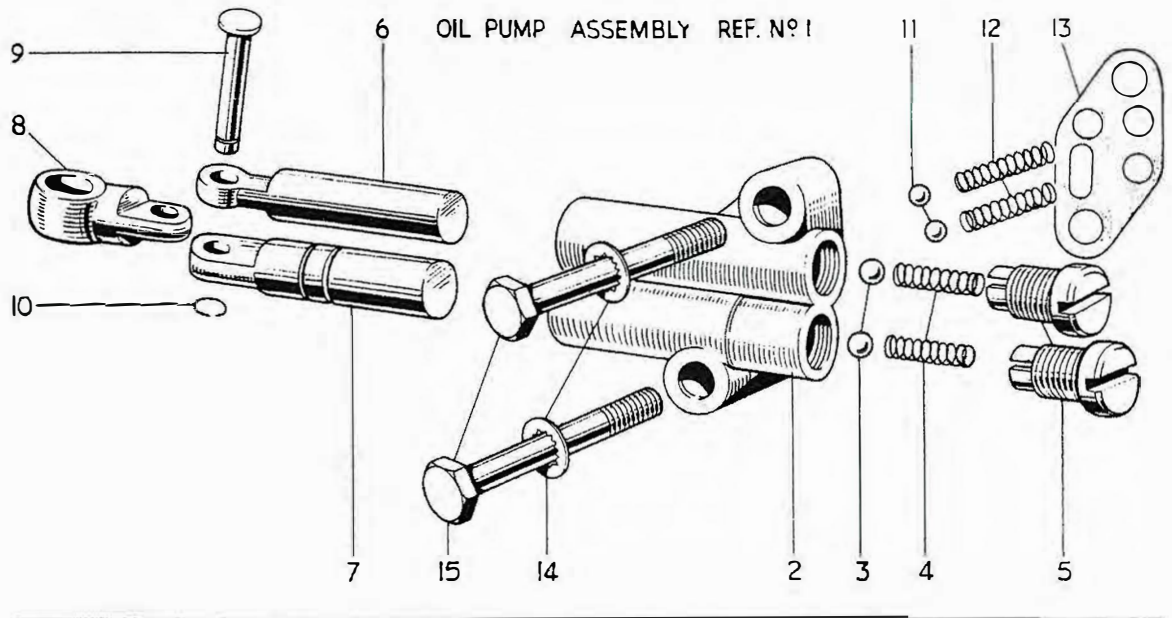


Fig. 6. OIL PUMP AND CONTROL PEDALS



OIL PUMP AND CONTROL PEDALS

									T20	T20SS	T20SH
1	E4402	OIL PUMP ASSEMBLY	1	1	1
2	E4403	Pump body	1	1	1
3	S70-4	Steel ball ($\frac{3}{16}$ in. diam.)	2	2	2
4	E4404	Spring	2	2	2
5	E4212	Plug	2	2	2
6	E4210	Feed plunger	2	2	2
7	E4211	Scavenge plunger	1	1	1
8	E3195	Connecting rod	1	1	1
9	E3412	Pin	1	1	1
10	E3413	Circlip	1	1	1
11	T1124	Auxiliary valve ball ($\frac{5}{32}$ in. diam.)	2	2	2
12	E4404	Spring	2	2	2
13	E3188	Joint washer	1	1	1
14	GS299	Serrated washer	2	2	2
15	E3197	Bolt ($\frac{1}{2}$ in. U.H.)	2	2	2
16	T1164	Gearchange pedal	1	1	1
17	F1369	Bolt ($\frac{5}{8}$ in. U.H.)	1	1	1
18	T449	Pedal rubber	1	1	1
19	T1679	KICKSTARTER ASSEMBLY	1	1	1
20	T1680	Crank	1	1	1
21	T1167	Spring	1	1	1
22	S70-3	Steel ball ($\frac{1}{4}$ in. diam.)	1	1	1
23	T1168	Pedal	1	1	1
24	T1169	Pivot bolt	1	1	1
25	F1814	Pedal rubber	1	1	1
26	T1222	Cotter pin c/w nut and washer	1	1	1
27	T1162	Kickstarter return spring	1	1	1
28	T1163	Return spring plate	1	1	1



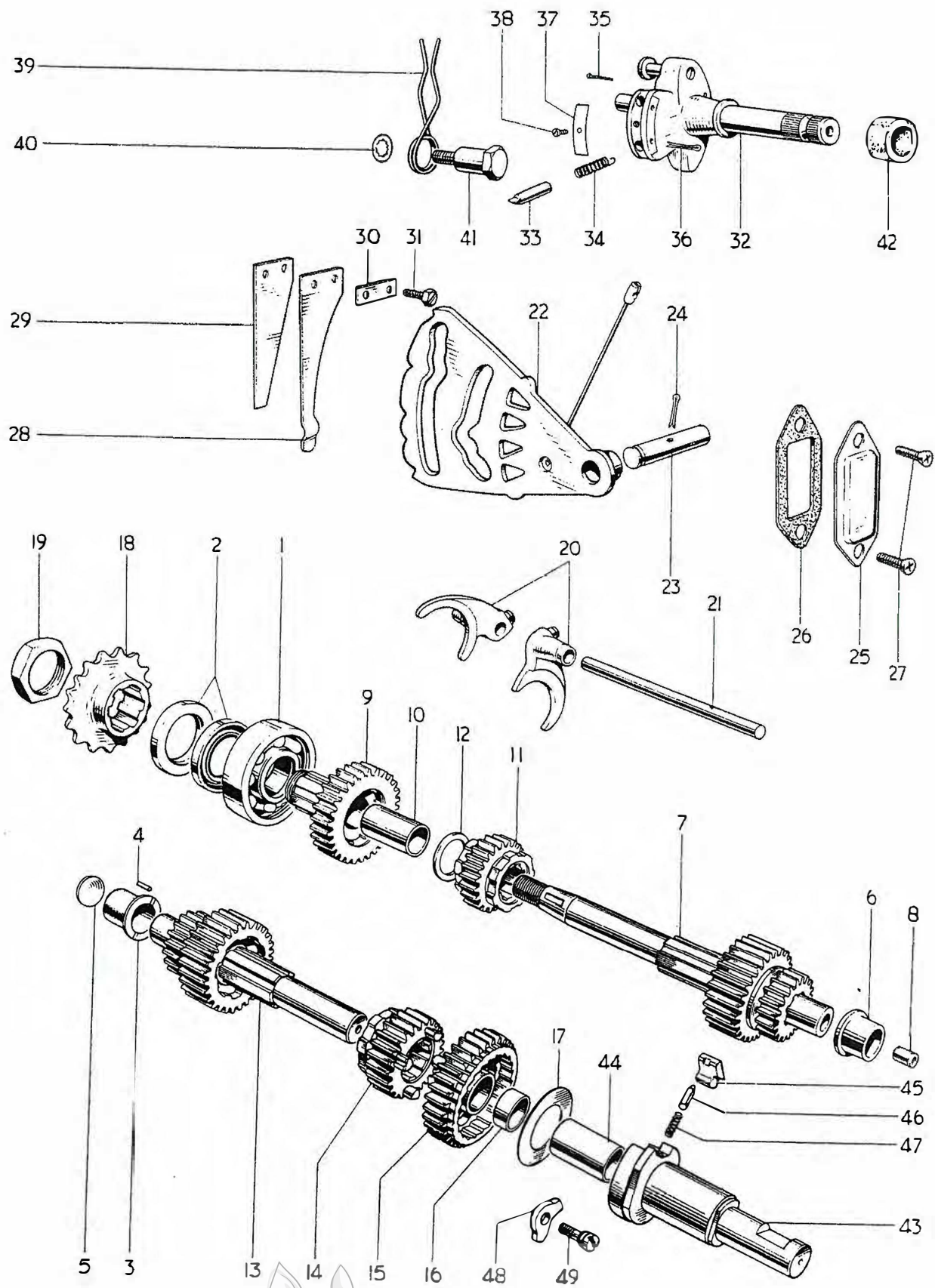


Fig. 7. GEARBOX SHAFTS AND GEARS

GEARBOX SHAFTS AND GEARS

										T20	T20SS	T20SH
1	T1070	High gear bearing	1	1	1
2	H1168	Oil seal	2	2	2
3	T1073	Layshaft bearing bush	1	1	1
4	E3172	Peg	1	1	1
5	T1269	Blanking disc	1	1	1
6	T1147	Mainshaft bush	1	1	1
7	T1588	MAINSHAFT CLUSTER	1	1	1
8	T1085	Clutch rod bush	1	1	1
9	T1514	HIGH GEAR (28T) Std.	1	-	-
9	T1565	HIGH GEAR (27T) C.R.	-	1	1
10	T1515	High gear bush	1	1	1
11	T1089	Mainshaft second gear	1	1	1
12	T1090	Mainshaft thrust ring	1	1	1
13	T1591	Layshaft cluster (17T) Std.	1	-	-
13	T1594	Layshaft cluster (18T) C.R.	-	1	1
14	T1094	Layshaft third gear	1	1	1
15	T1095	LAYSHAFT LOW GEAR	1	1	1
16	T1097	Low gear bush	1	1	1
17	T1274	Pawl retaining disc	1	1	1
18	†T1513/17	Gearbox sprocket (17 teeth)	1	1	1
19	T1082	Sprocket nut	1	1	1
20	T1098	Selector fork	2	2	2
21	T1102	Selector fork spindle	1	1	1
22	T1066	Camplate	1	1	1
23	T1069	Camplate spindle	1	1	1
24	$\frac{3}{32}$ in. x $\frac{3}{4}$ in.	Split pin	1	1	1
25	T1149	Cover plate	1	1	1
26	T1148	Joint washer	1	1	1
27	T1150	Screw (0.41 in. U.H.)	2	2	2
28	T1248	Index spring	1	1	1
29	T1249	Supplementary index spring	1	1	1
30	T1180	Lockplate	1	1	1
31	T1076	Screw ($\frac{3}{8}$ in. U.H.)	2	2	2

(continued on page 33)

† For alternative sprockets see Page 15



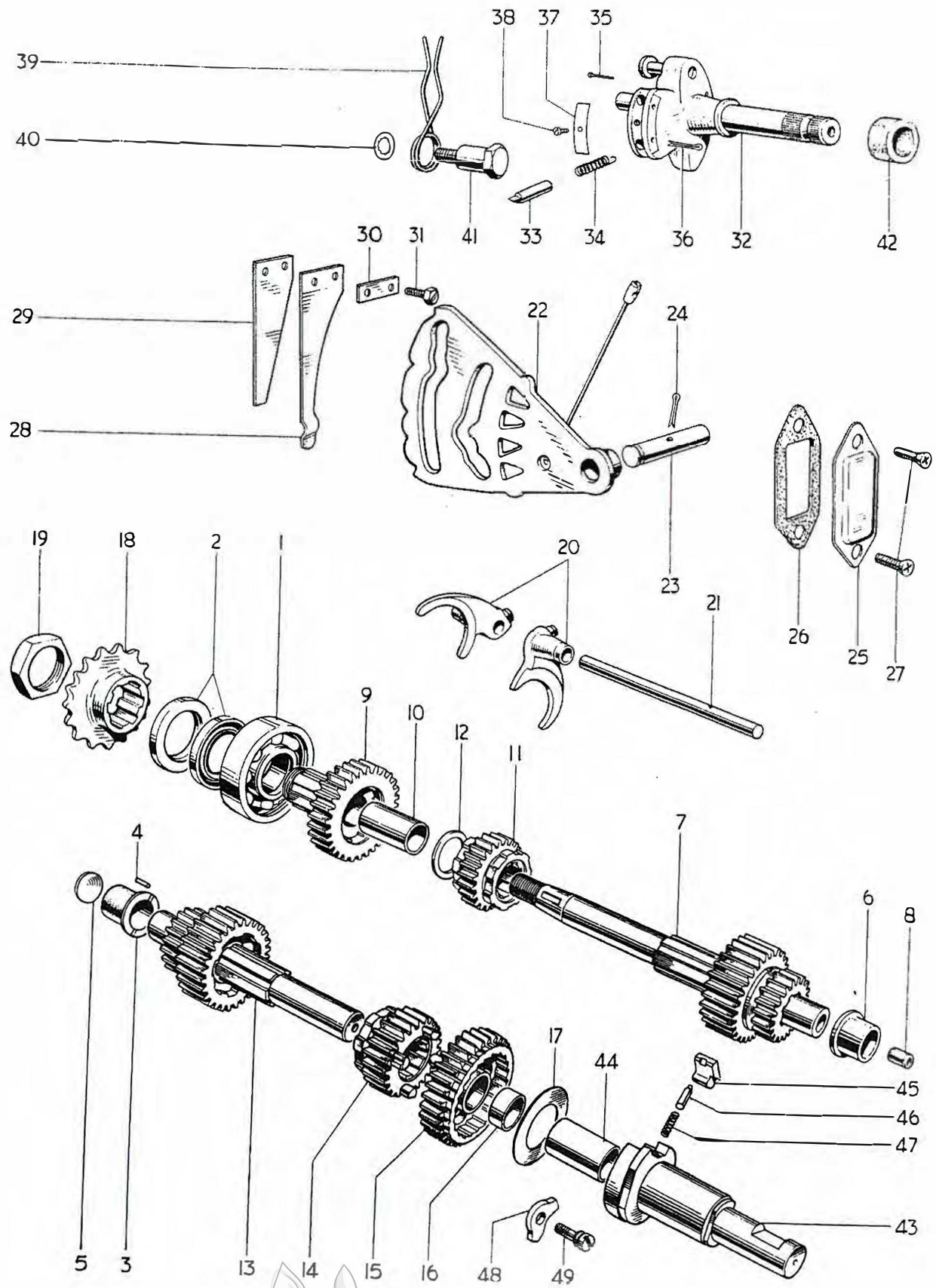


Fig. 7. GEARBOX SHAFTS AND GEARS

GEARBOX SHAFTS AND GEARS—(continued)

									T20	T20SS	T20SH
32	T1673	GEARCHANGE QUADRANT	1	1	1
33	T1184	Plunger	2	2	2
34	T1278	Spring	2	2	2
35	T1277	Peg	2	2	2
36	$\frac{5}{16}$ in. x $\frac{5}{8}$ in.	Split pin, or lines 37 and 38	2	2	2
37	T1675	Keeper plate	1	1	1
38	T1676	Screw	1	1	1
39	T1109	Return spring	1	1	1
40	E2287	Serrated washer	1	1	1
41	T1077	Bolt	1	1	1
42	T1181	Felt washer	1	1	1
43	T1279	KICKSTARTER SPINDLE	1	1	1
44	T1118	Bush	1	1	1
45	T1281	Pawl	1	1	1
46	T1282	Plunger	1	1	1
47	T1161	Spring	1	1	1
48	T1157	Stop plate	1	1	1
49	T1158	Screw	1	1	1



OPERATING LEVER ASSEMBLY REF. N° 1
CLUTCH COMPLETE REF. N° 13

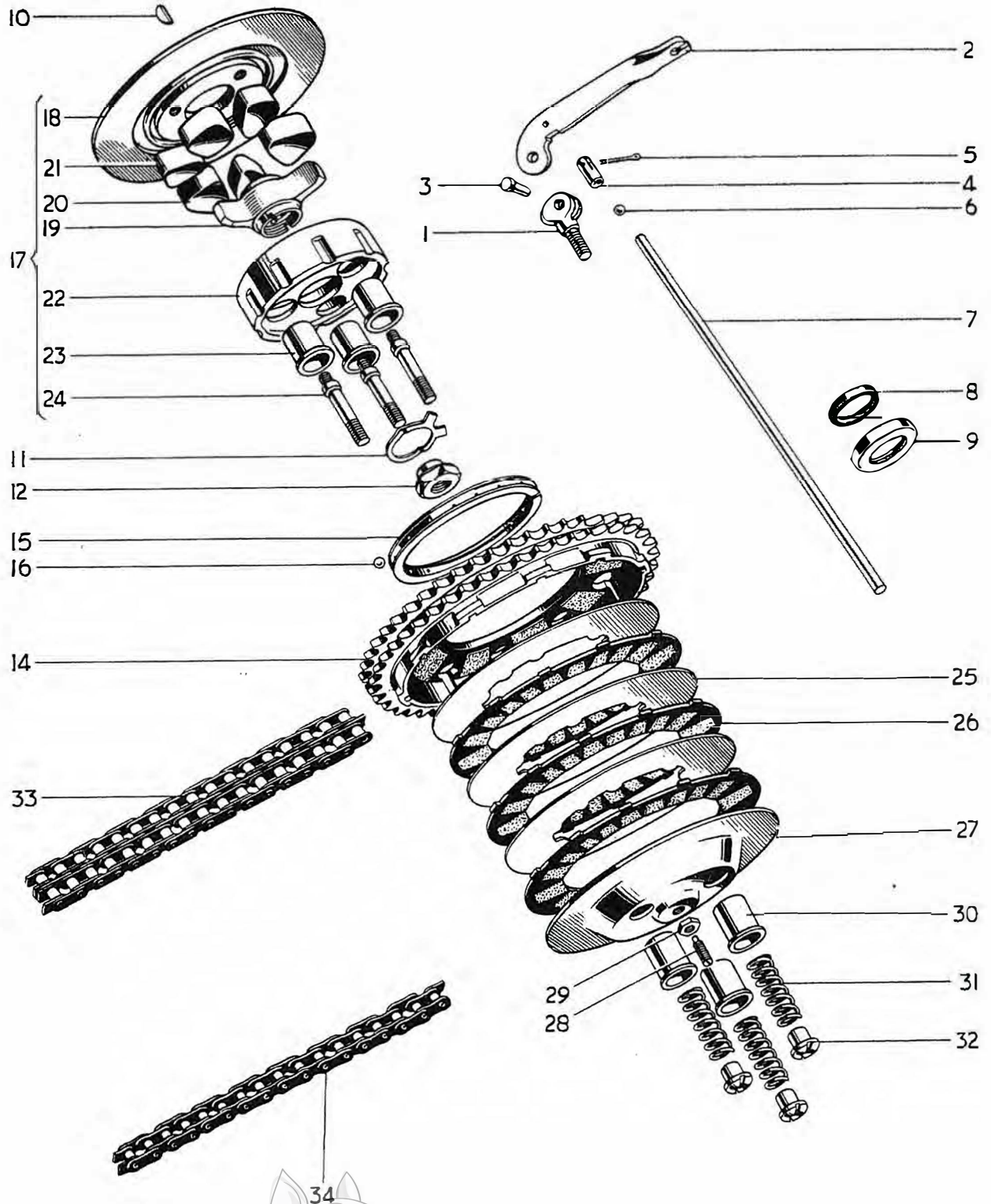


Fig. 8. CLUTCH AND CHAINS.

CLUTCH AND CHAINS

								T20	T20SS	T20SH
1	T1233	CLUTCH OPERATING LEVER ASSEMBLY	1	1	1
2	T1235	Lever	1	1	1
3	T1236	Pin	1	1	1
4	T1155	Cup	1	1	1
5	$\frac{1}{16} \times \frac{3}{8}$ in.	Split pin	1	1	1
6	T1124	Steel ball ($\frac{3}{32}$ in. diam.)	1	1	1
7	T1140	Clutch operating rod	1	1	1
8	E3932	Mainshaft oil seal	1	1	1
9	E3933	Oil seal retainer	1	1	1
10	T1119	Key	1	1	1
11	T1347	Tab washer	1	1	1
12	T1348	Nut	1	1	1
13	T1666	CLUTCH COMPLETE	1	1	1
14	T1509	Sprocket and housing (48 teeth)	1	1	1
15	T1264	Bearing ring	1	1	1
16	T1124	Steel ball ($\frac{3}{32}$ in. diam.)	16	16	16
17	T1667	SHOCK ABSORBER	1	1	1
18	†T1668	Back plate	1	1	1
19	T1346	Spider	1	1	1
20	T1132	Drive rubber (large)	3	3	3
21	T1318	Rebound rubber (small)	3	3	3
22	T1314	Centre	1	1	1
23	†T1669	Cup	3	3	3
24	†T1670	Pin	3	3	3

† Where parts are required separately prior to Engine No. 84269 use:—

18	T1128	Back plate	1	1	—
23	T1364	Cup	3	3	—
24	T1350	Pin	3	3	—
25	T1315	Driven plate	3	3	3
26	T1503	Driving plate c/w linings	3	3	3
27	T1253	Pressure plate	1	1	1
28	T1256	Adjuster	1	1	1
29	GS662	Nut	1	1	1
30	T1144	Cup	3	3	3
31	T1145	Spring	3	3	3
32	T1146	Nut	3	3	3
33	D382	Primary chain ($\frac{3}{8}$ in. Duplex x 62 links)	1	1	1
34	D277	Rear chain ($\frac{1}{2}$ in. x $\frac{1}{16}$ in. x 112 links)	1	—	—
34	D430	Rear chain ($\frac{1}{2}$ in. x $\frac{1}{16}$ in. x 113 links)	—	1	1



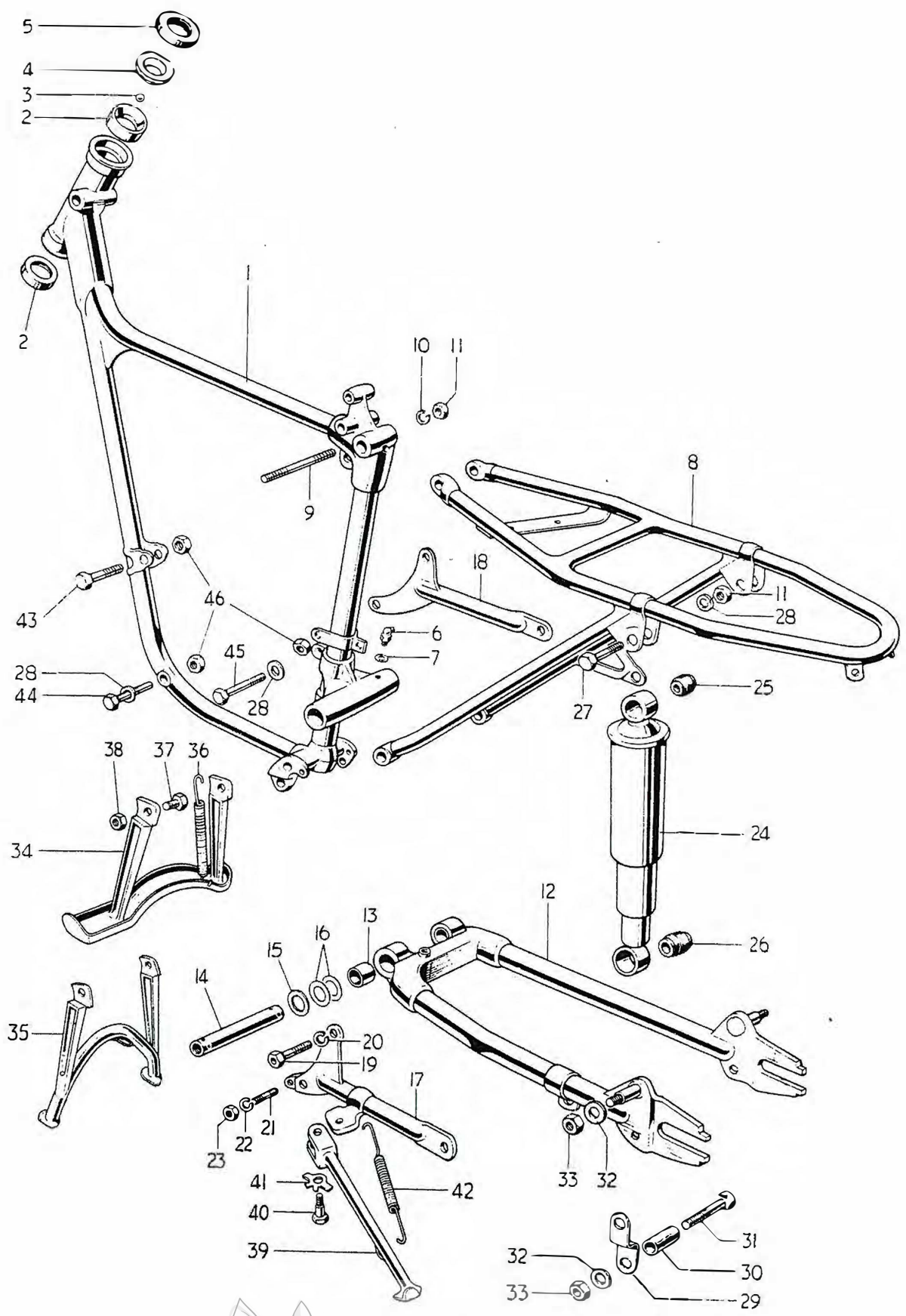


Fig. 9. FRAME COMPLETE



FRAME COMPLETE

			T20	T20SS	T20SH
1	F4594	Front frame	1	1	1
2	H835	Steering race cup	2	2	2
3	S70-3	Steel ball ($\frac{1}{2}$ in. diam.)	30	30	30
4	H833	Top cone	1	1	1
5	H836	Dust cover	1	1	1
6	KW194	Grease nipple	1	1	1
7	WE170	Fibre washer	1	1	1
8	F4051	Rear frame	1	-	-
8	F4253	Rear frame	-	1	1
9	F4510	Stud ($4\frac{3}{8}$ in. O.A.)	1	-	-
9	E1023	Stud ($3\frac{3}{8}$ in. O.A.)	-	1	1
10	S26-1	Spring washer	2	2	2
11	P0172A	Nut	4	4	4
12	F4598	SWINGING FORK	1	1	1
13	F4076	Pivot bush	2	2	2
14	F4079	Spindle	1	1	1
15	F4078	Spacing washer	1	1	1
16	F4385	Shim, 0-003 in.		as required	
16	F4386	Shim, 0-005 in.		as required	
17	F4080	Left bracket	1	-	-
17	F4278	Left bracket	-	1	1
18	F4081	Right bracket	1	1	1
19	F4509	Bolt ($1\frac{1}{2}$ in. U.H.)	2	-	-
19	F4087	Bolt ($1\frac{1}{2}$ in. U.H.)	-	2	2
20	PCW73A	Spring washer	2	2	2
21	E1396	Stud ($1\frac{1}{16}$ in. O.A.)	2	2	2
22	S26-3	Spring washer	2	2	2
23	S1-51	Nut	2	2	2
24	SC3/204	SUSPENSION UNIT	2	2	2
25	9054/316A	Bonded bush	2	2	2
26	9054/316J	Bonded bush	2	2	2
27	F1760	Bolt ($1\frac{11}{16}$ in. U.H.)	2	2	2
28	S25-2	Washer	4	4	4
29	F4311	Bracket	-	2	2
30	F3207	Spacer	-	2	2
31	H622	Bolt ($1\frac{11}{16}$ in. U.H.)	-	2	2
32	E1330C	Plain washer	2	4	4
33	S1-52	Nut	2	4	4
34	F3763	Centre stand	1	-	-
35	FS041	Centre stand	-	1	1
36	F3747	Return spring	1	1	1
37	F3520	Pivot bolt	2	2	2
38	H193	Nut	2	2	2
39	F4277	PROP STAND COMPLETE	1	1	1
40	F3097	Pivot bolt	1	1	1
41	F3096	Tab washer	1	1	1
42	F2610	Return spring	1	1	1
43	F3953	Bolt ($1\frac{37}{32}$ in. U.H.)	1	1	1
44	F3191	Bolt ($2\frac{1}{16}$ in. U.H.)	1	1	1
45	F1245	Bolt ($1\frac{1}{8}$ in. U.H.)	1	1	1
46	F3955	Self-locking nut	3	3	3

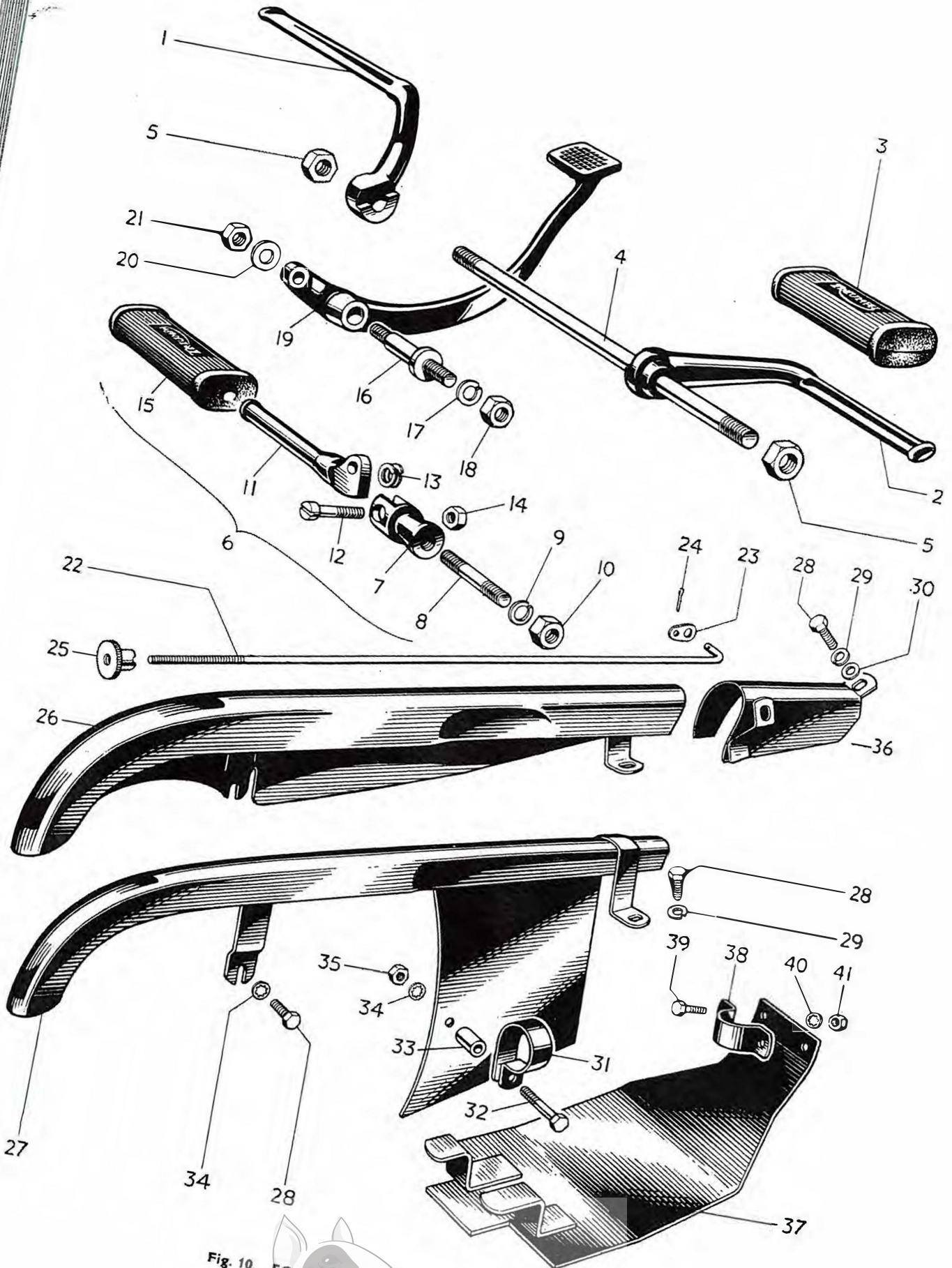


Fig. 10. FOOTRESTS, CHAINGUARD, Etc.

CLASSIC
BIKE SPARES

FOOTRESTS, CHAINGUARD, ETC.

										T20	T20SS	T20SH
1	F4383	Left footrest	1	1	1
2	F3450	Right footrest	1	1	1
3	F1695	Pedal rubber	2	2	2
4	F3448	Footrest hanger rod (6 $\frac{1}{2}$ in. O.A.)	1	1	1
5	H193	Nut	2	2	2
6	F4327	PILLION FOOTREST	2	2	2
7	F2268	Footrest hanger	2	2	2
8	F4309	Stud (1 $\frac{3}{8}$ in. O.A.)	2	2	2
9	S26-1	Spring washer	2	2	2
10	P0172A	Nut	2	2	2
11	F1694	Pedal	2	2	2
12	F2271	Pivot bolt	2	2	2
13	F2277	Spring washer	2	2	2
14	S1-51	Nut	2	2	2
15	F1695	Pedal rubber	2	2	2
16	F4090	Brake pedal spindle	1	1	1
17	S26-1	Spring washer	1	1	1
18	P0172A	Nut	1	1	1
19	F4091	Brake pedal	1	1	1
20	S25-3	Plain washer	1	1	1
21	T224	Nut	1	1	1
22	F4093	Brake rod	1	1	1
23	F3461	Washer	1	1	1
24	$\frac{1}{16}$ in. x $\frac{3}{8}$ in.	Split pin	1	1	1
25	F3463	Adjuster nut	1	1	1
26	F4089	Rear chainguard	1	-	-
27	F4269	Rear chainguard	-	1	1
28	DS57	Bolt ($\frac{7}{16}$ in. U.H.)	3	2	2
29	S26-2	Spring washer	2	1	1
30	S25-1	Plain washer	1	-	-
31	F4265	Clip	-	1	1
32	E2818	Bolt (1 $\frac{5}{16}$ in. U.H.)	-	1	1
33	F4263	Distance piece	-	1	1
34	E1612	Serrated washer	-	1	1
35	F879	Nut	-	1	1
36	F4152	Front chainguard	1	-	-
37	F4258	Crankcase shield	-	1	1
38	F4260	Clip	-	1	1
39	D557	Bolt ($\frac{7}{16}$ in. U.H.)	-	2	2
40	E1612	Serrated washer	-	2	2
41	F879	Nut	-	2	2



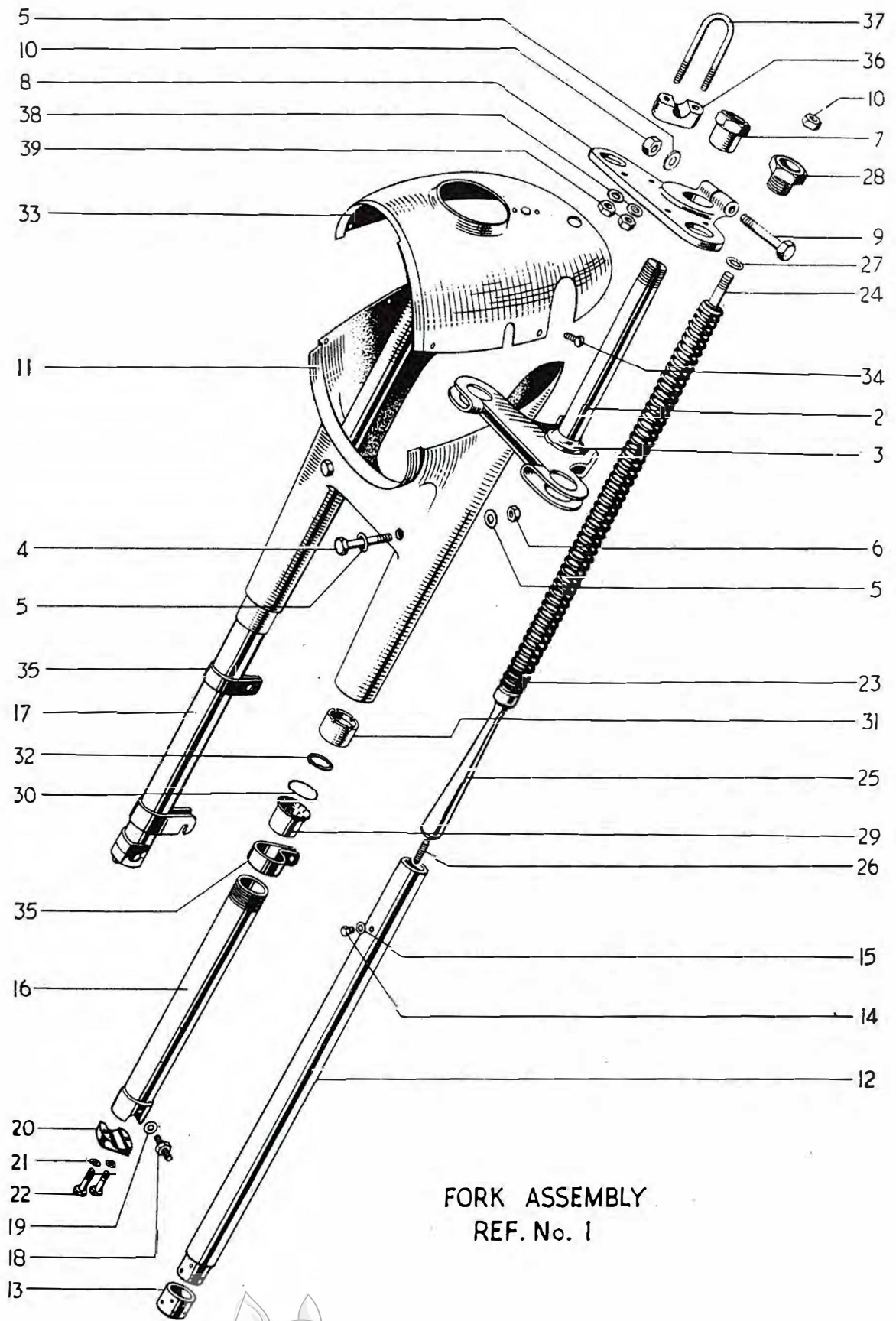



Fig. 11. TELESCOPIC FRONT FORK T20



TELESCOPIC FRONT FORK T20

Ref. No.	Part No.	DESCRIPTION	QUANTITY
			T20
1	H1230	FORK ASSEMBLY	1
2	H1231	Middle lug and stem	1
3	H833	Bottom cone	1
4	H834	Pinch bolt (2 $\frac{3}{8}$ in. U.H.)	2
5	S25-3	Plain washer	5
6	H518	Nut	2
7	H840	Fork stem sleeve nut	1
8	H837	Top lug	1
9	H570	Pinch bolt (2 $\frac{3}{8}$ in. U.H.)	1
10	S1-51	Nut	3
11	H823	Nacelle bottom unit	1
12	H1035	STANCHION C/W BEARING	2
13	H845	Lower bearing	2
14	H519	Oil filler plug ($\frac{1}{16}$ in. U.H.)	2
15	H430	Fibre washer	2
16	H1040	LEFT BOTTOM MEMBER C/W CAP	1
17	H1043	RIGHT BOTTOM MEMBER C/W CAP	1
18	H1042	Oil drain stud ($\frac{3}{32}$ in. O.A.)	2
19	WE170	Fibre washer	2
20	H856	Spindle cap	2
21	E1612	Serrated washer	4
22	W932	Bolt (1 in. U.H.)	4
23	H1037	SPRING ASSEMBLY	2
24	H850	Stud (1 $\frac{9}{16}$ in. O.A.)	2
25	H1047	Restrictor rod	2
26	H1048	Stud (1 $\frac{7}{32}$ in. O.A.)	2
27	E2287	Serrated washer	2
28	H846	Cap nut	2
29	H1046	Top bearing	2
30	H862	Steel washer	2
31	H1045	Dust excluder sleeve nut	2
32	H1044	Oil seal	2
33	H822	Nacelle top	1
34	H916	Screw ($\frac{9}{32}$ in. U.H.)	2
35	H873	Mudguard clip	2
36	H864	Handlebar support	2
37	H865	Handlebar "U" bolt	2
38	S25-13	Plain washer	4
39	F879	Nut	4



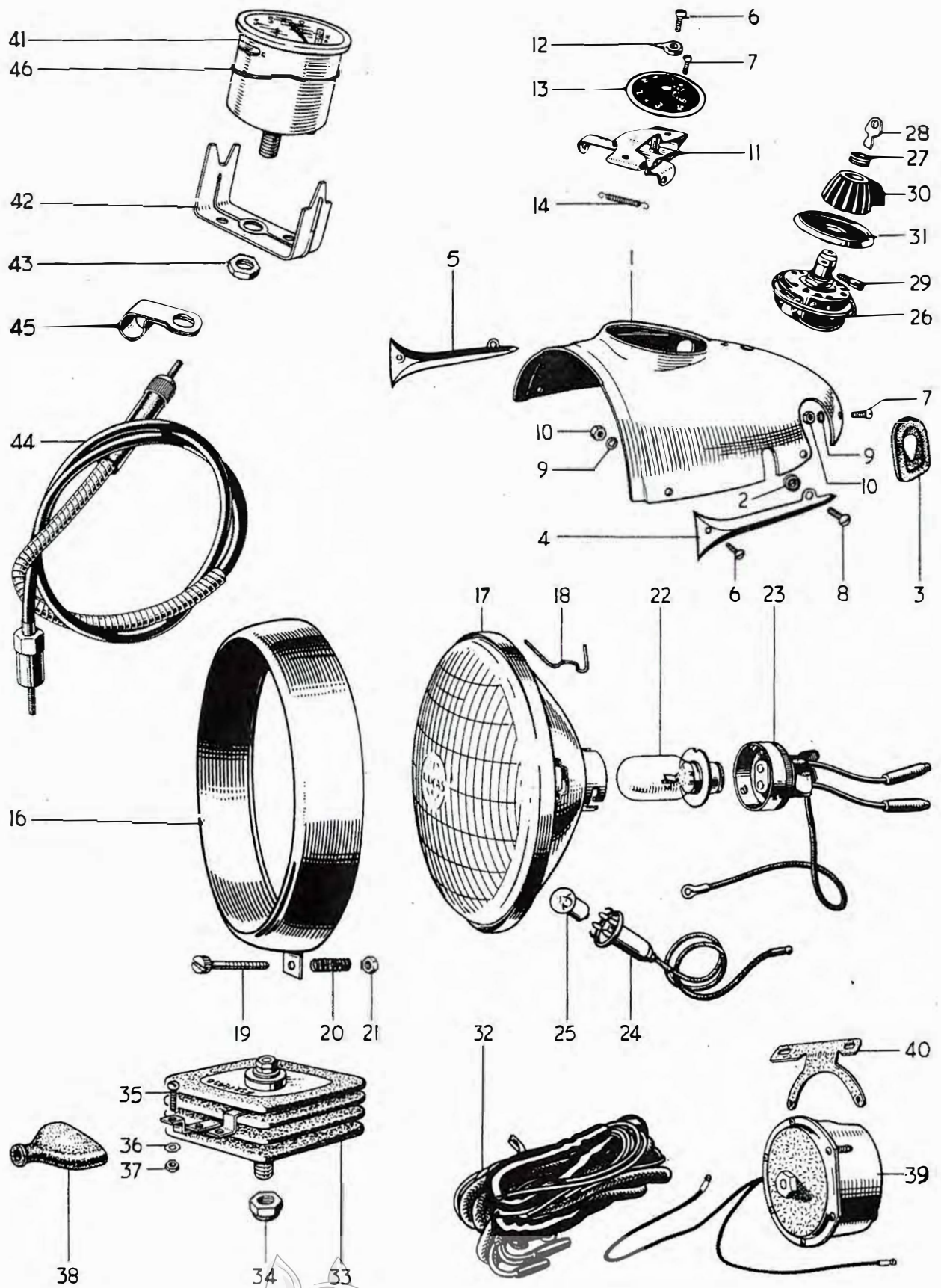


Fig. 12. T20 NACELLE, HEADLAMP, Etc.



T20 NACELLE, HEADLAMP, ETC.

Ref. No.	Part No.	DESCRIPTION	QUANTITY
1	H822	Nacelle top	1
2	H961	Rubber grommet	3
3	H881	Rubber grommet	2
4	H877	Left motif	1
5	H878	Right motif	1
6	H688	Screw ($\frac{5}{16}$ in. U.H.)	3
7	H689	Screw ($\frac{1}{4}$ in. U.H.)	4
8	H916	Screw ($\frac{9}{32}$ in. U.H.)	2
9	E2880	Serrated washer	4
10	H691	Nut	4
11	H1020	Gear indicator assembly	1
12	H939	Indicator finger	1
13	H921	Indicator plate	1
14	H1019	Return spring	1
15	51519	HEADLAMP ASSEMBLY	1
16	516723	Rim	1
17	516728	Light unit	1
18	500291	Fixing wire	4
19	516710	Screw (H876)	1
20	552373	Spring (H875)	1
21	166014	Nut (H745)	1
22	312	Bulb (30/24W. Pre-focus, Vertical Dip)	1
23	554946	Adaptor	1
24	554710	Pilot bulbholder	1
25	988	Bulb (3W. M.C.C.)	1
26	31443	LIGHTING AND IGNITION SWITCH P.R.S.8.	1
27	318323	Grommet	1
28	318341	Key	1
29	319333	Screw	1
30	318346	Knob	1
31	318343	Index plate	1
32	839101	Wiring harness	1
33	47132	Rectifier	1
34	F3600	Self-locking nut	1
35	F4813	Screw ($\frac{5}{16}$ in. U.H.)	3
36	F4844	Crinkle washer	3
37	H919	Nut	1
38	862566	Grommet	1
39	D300	Horn (Clear Hooters)	1
40	D314	Horn bracket	1
41	SN3170/00	Speedometer, 80 m.p.h.	1
41	SN3170/01	Speedometer, 140 k.p.h.	A
42	31/4/2/1	Fixing strap	1
43	31/1/7	Nut	1
44	D356	Speedometer cable	1
45	F3098	Clip	1
46	W7001	Rubber ring	1



FORK ASSEMBLY
REF. No.1

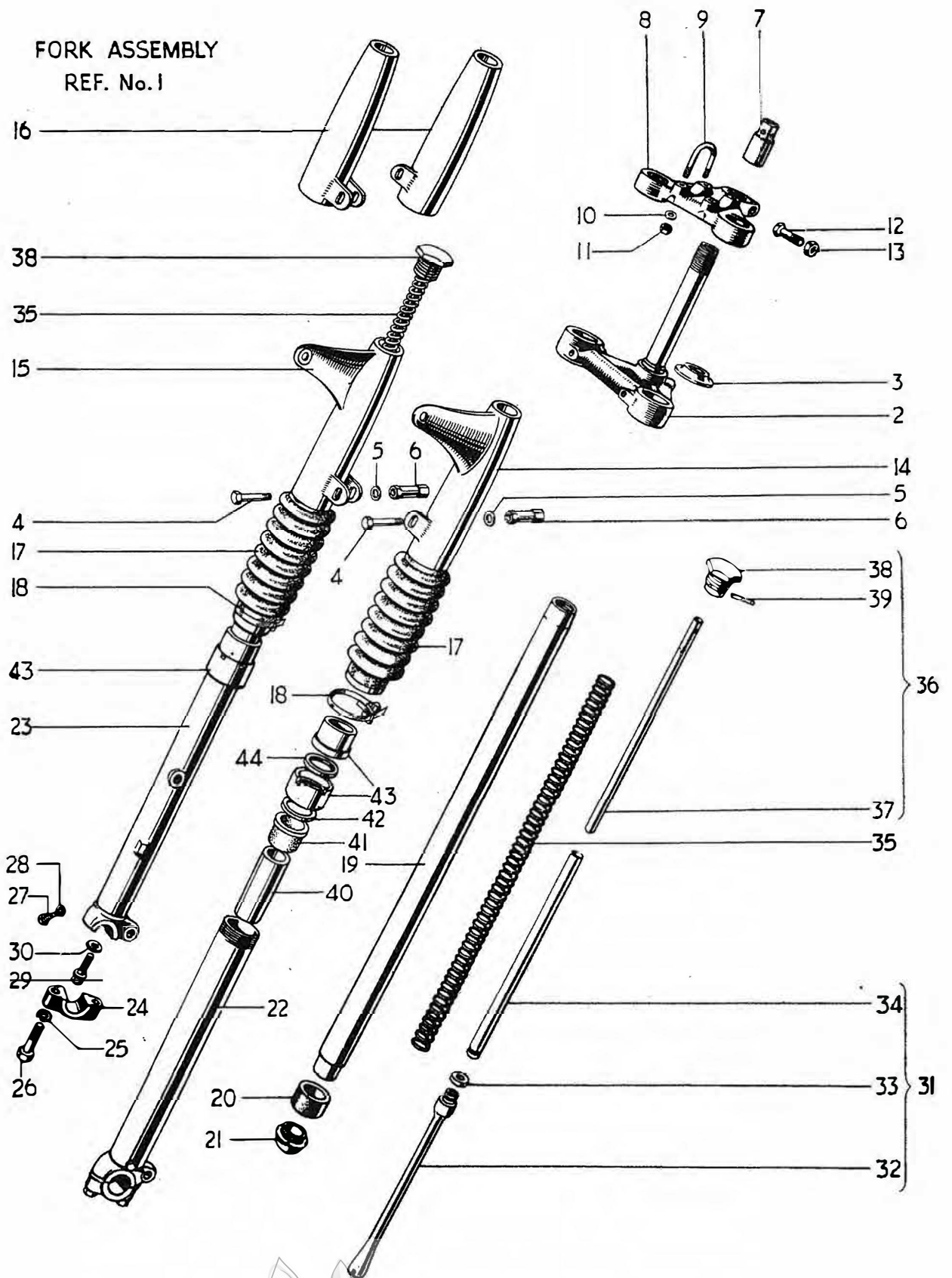


Fig. 13. TELESCOPIC FRONT FORK T20SS and T20SH



TELESCOPIC FRONT FORK T20SS & T20SH

										T20SS	T20SH
1	H1256	FORK ASSEMBLY	1	1
2	H1257	Middle lug and stem	1	1
3	H833	Bottom cone	1	1
4	H941	Pinch bolt (2¼ in. U.H.)	2	2
5	S25-2	Plain washer	2	2
6	H975	Nut	2	2
7	H1260	Fork stem sleeve nut	1	1
8	H1108	Top lug	1	1
9	H660	Handlebar "U" bolt	2	2
10	S25-3	Plain washer	4	4
11	E1310	Nut	4	4
12	F1760	Pinch bolt (1½ in. U.H.)	1	1
13	H379	Seated nut	1	1
14	H1261	Left top cover	1	1
15	H1262	Right top cover	1	1
16	H1281	Top cover	A	A
17	H962	Telescopic gaiter	2	2
18	D340	Gaiter clip	2	2
19	H1280	STANCHION C/W BEARING	2	2
20	H443	Lower bearing	2	2
21	H1058	Bearing nut	2	2
22	H1117	LEFT BOTTOM MEMBER C/W CAP	1	1
23	H1118	RIGHT BOTTOM MEMBER C/W CAP	1	1
24	H1053	Spindle cap	2	2
25	S26-3	Spring washer	4	4
26	H1070	Bolt (1⅞ in. U.H.)	4	4
27	H1071	Drain plug	2	2
28	H430	Fibre washer	2	2
29	H1063	Flanged bolt (¾ in U.H.)	2	2
30	H1062	Aluminium washer	2	2
31	H1124	RESTRICTOR ROD ASSEMBLY	2	2
32	H1061	Restrictor rod	2	2
33	H1060	Plain washer	2	2
34	H1125	Guide tube	2	2
35	H1127	Main spring—Yellow	2	2
36	H1064A	CAP NUT ASSEMBLY	2	2
37	H1051	Guide tube	2	2
38	H1065A	Cap nut	2	2
39	H1066	Pin	2	2
40	H1126	Damping sleeve	2	2
41	H441	Top bearing	2	2
42	H431	Plain washer	2	2
43	H1194	DUST EXCLUDER SLEEVE NUT	2	2
44	H1168	Oil seal	2	2



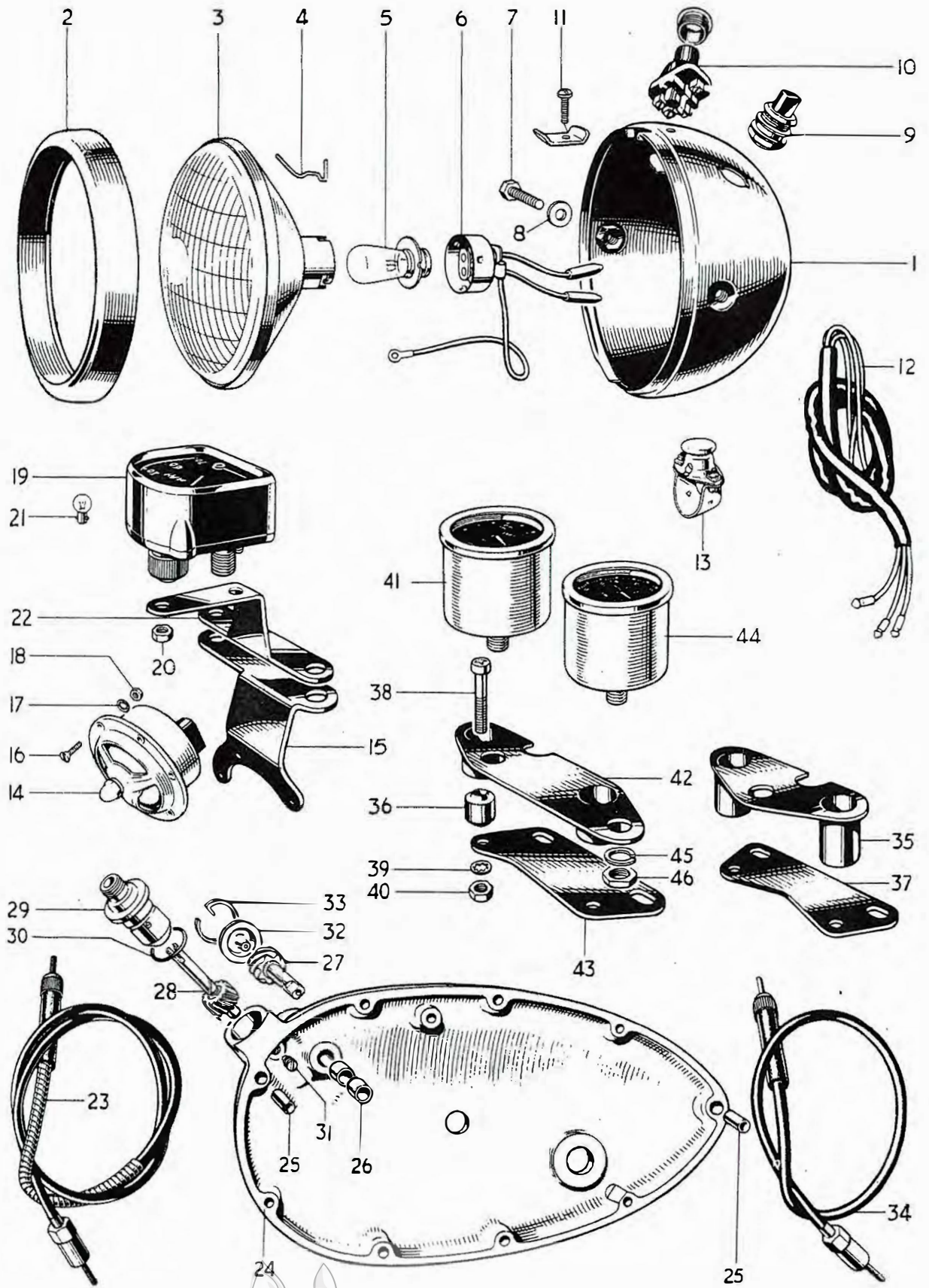


Fig. 14. T20SS HEADLAMP, TACHOMETER, Etc.

T20SS HEADLAMP, TACHOMETER, ETC.

Ref. No.	Part No.	Description	Quantity
1	58395	HEADLAMP	1
2	534343	Rim	1
3	54520452	Light unit	1
4	504665	Fixing wire	6
5	166	Bulb (24/24 W. Pre-focus, Vertical Dip)	1
6	554602	Adaptor	1
7	112201	Bolt	2
8	137499	Washer	2
9	31356	Lighting switch	1
10	31620	Dip switch	1
11	534296	Screw and plate	1
12	54094090	Wiring harness	1
13	76204	Horn push and cut-out button	2
14	70145	Horn, Type HF 1950	1
15	H1304	Horn bracket	1
16	F5008	Screw ($\frac{7}{16}$ in. U.H.)	3
17	E2880	Serrated washer	3
18	H691	Nut	3
19	SC1102/11	Speedometer 80 m.p.h. ("D" type)	1
19	SC1102/12	Speedometer 140 k.p.h. ("D" type)	A
20	N1253	Nut	2
21	P52305	Bulb	1
22	H1264	Speedometer bracket	1
23	D356	Speedometer cable	1
24	E4168	COVER WITH TACHOMETER DRIVE	A
25	E4172	Dowel	A
26	E2779	Driving gear bush	A
27	E3686	Driving gear	A
28	E2749	Driven gear	A
29	E3682	Bearing housing	A
30	E3309	"O" ring seal	A
31	E3678	Grub screw	A
32	P21059	End cap (SMITHS)	A
33	P21060	Jump ring (SMITHS)	A
34	D441	Tachometer cable	A
35	H1306	Tachometer top bracket	A
36	H1087	Rubber bush	A
37	H1309	Bottom bracket	A
38	E3801	Screw ($1\frac{1}{8}$ in. U.H.)	A
39	E1612	Serrated washer	A
40	F879	Nut	A
41	RN1102/00	Tachometer 10,000 r.p.m.	A
42	H1332	Tachometer and speedometer bracket	A
43	H1334	Bottom bracket	A
44	SN3172/00	Speedometer 80 m.p.h. (Round type)	A
45	S26-13	Spring washer	A
46	31/1/7	Nut	A

Note: Upswept exhaust pipe to suit tachometer equipment. Page 61, Ref. No. 23.

*Items 19-46 also for T20SH where applicable.



WHEEL COMPLETE REF. N° 1

RIM, SPOKES & HUB REF. N° 2

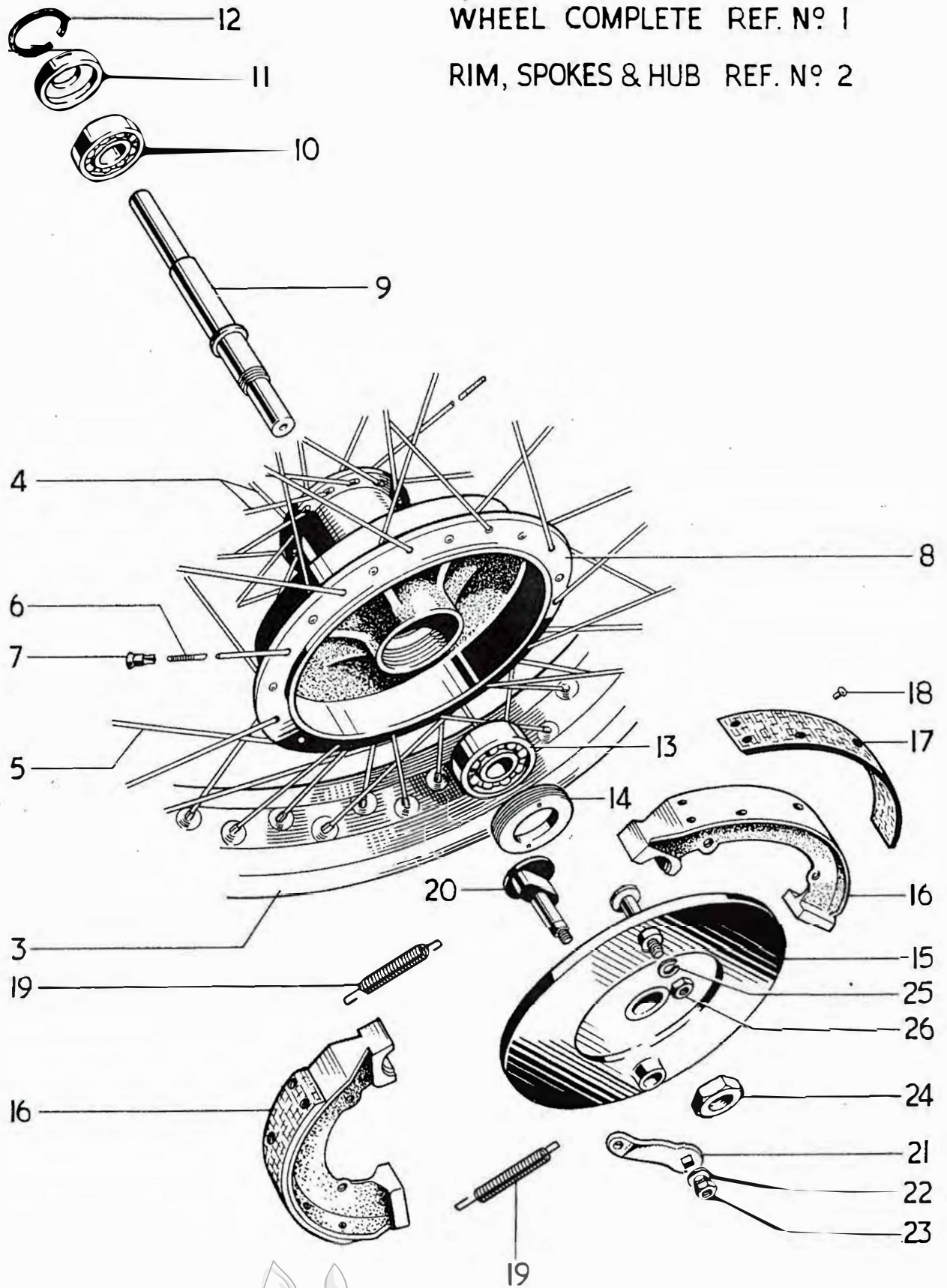
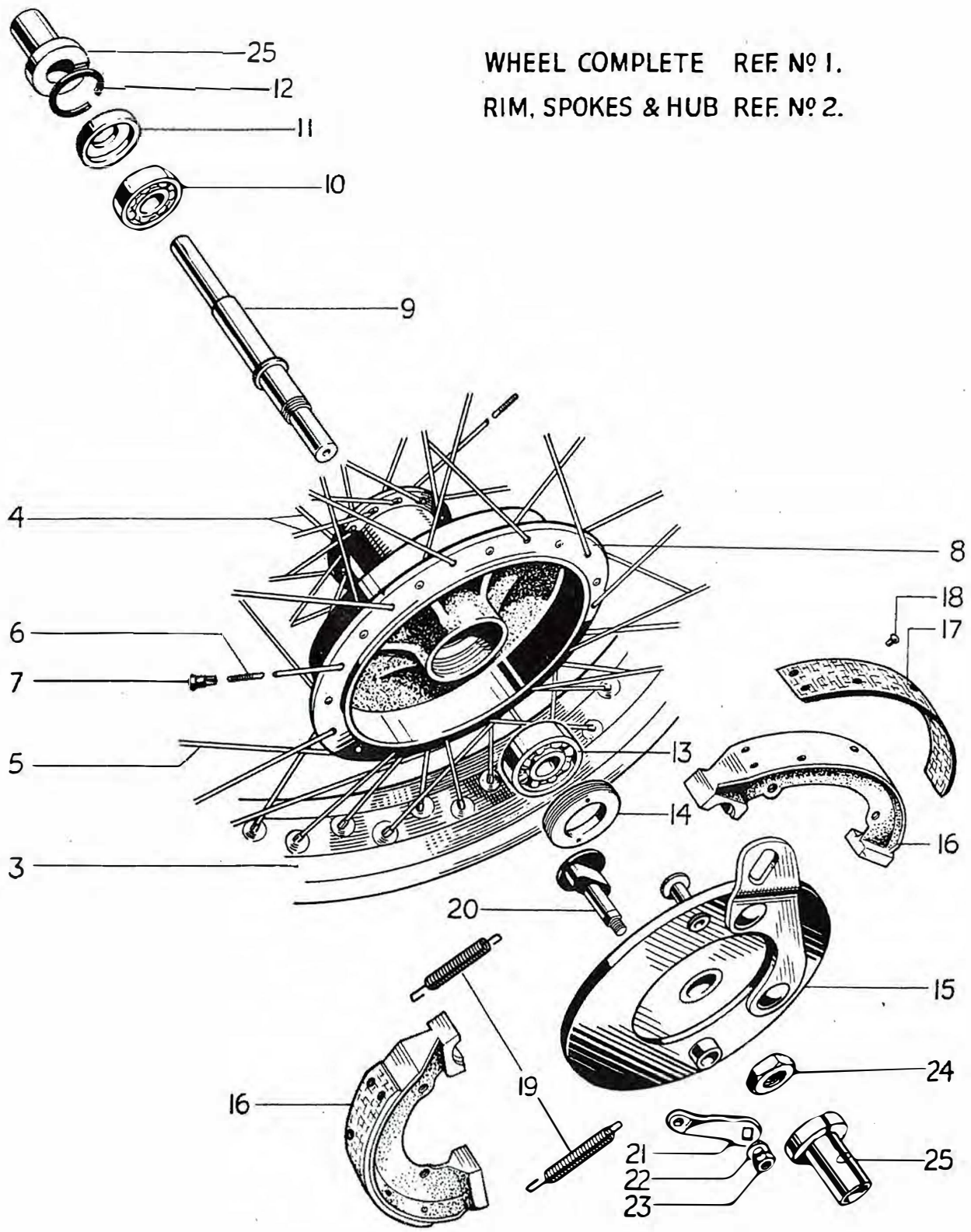


Fig. 15. FRONT WHEEL, T20.

FRONT WHEEL T20

Ref. No.	Part No.	DESCRIPTION	QUANTITY
			T20
1	W1379	FRONT WHEEL COMPLETE	1
2	W1380	RIM, SPOKES AND HUB ASSEMBLY	1
3	W1397	Front wheel rim WM2-17	1
4	W1381	Spoke (10/12G x 7 $\frac{7}{16}$ in. 90°) c/w nipple	20
5	W1382	Spoke (10/12G x 5 $\frac{7}{8}$ in. 100°) c/w nipple	10
6	W1383	Spoke (10/12G x 5 $\frac{7}{8}$ in. 80°) c/w nipple	10
7	W965	Nipple	40
8	W1286	Hub and brake drum	1
9	W967	Wheel spindle	1
10	T530	Left bearing	1
11	W966	Dust cover	1
12	T532	Circlip	1
13	H826	Right bearing	1
14	W968	Retaining ring	1
15	W1065	Brake anchor plate	1
16	W977	BRAKE SHOE C/W LINING	2
17	W978	Brake lining	2
18	W979	Brass rivet	12
19	W200	Shoe return spring	2
20	W1128	Brake cam	1
21	W1133	Brake cam lever	1
22	S25-71	Plain washer	1
23	T224	Nut	1
24	W1093	Anchor plate nut	1
25	S26-1	Spring washer	1
26	S1-52	Nut	1





WHEEL COMPLETE REF N° 1.
 RIM, SPOKES & HUB REF. N° 2.

Fig. 16. FRONT WHEEL, T20SS & T20SH.



FRONT WHEEL T20SS & T20SH

									T20SS	T20SH
1	W1349	FRONT WHEEL COMPLETE	1	1
2	W1285	RIM, SPOKES AND HUB ASSEMBLY	1	1
3	W1002	Front wheel rim, WM1-19	1	1
4	W1289	Spoke (10/12G x 8½ in. 90°) c/w nipple	20	20
5	W1205	Spoke (10/12G x 6¾ in. 100°) c/w nipple	10	10
6	W1206	Spoke (10/12G x 6¾ in. 80°) c/w nipple	10	10
7	W965	Nipple	40	40
8	W1286	Hub and brake drum	1	1
9	W1350	Wheel spindle	1	1
10	T530	Left bearing	1	1
11	W966	Dust cover	1	1
12	T532	Circlip	1	1
13	H826	Right bearing	1	1
14	W968	Retaining ring	1	1
15	W1353	Brake anchor plate	1	1
16	W977	BRAKE SHOE C/W LINING	2	2
17	W978	Brake lining	2	2
18	W979	Brass rivet	12	12
19	W200	Shoe return spring	1	1
20	W1128	Brake cam	1	1
21	W1133	Brake cam lever	1	1
22	S25-71	Plain washer	1	1
23	T224	Nut	1	1
24	W1093	Anchor plate nut	1	1
25	W1351	Spindle sleeve	2	2



WHEEL COMPLETE REF. N° 1
RIM, SPOKES & HUB REF. N° 2

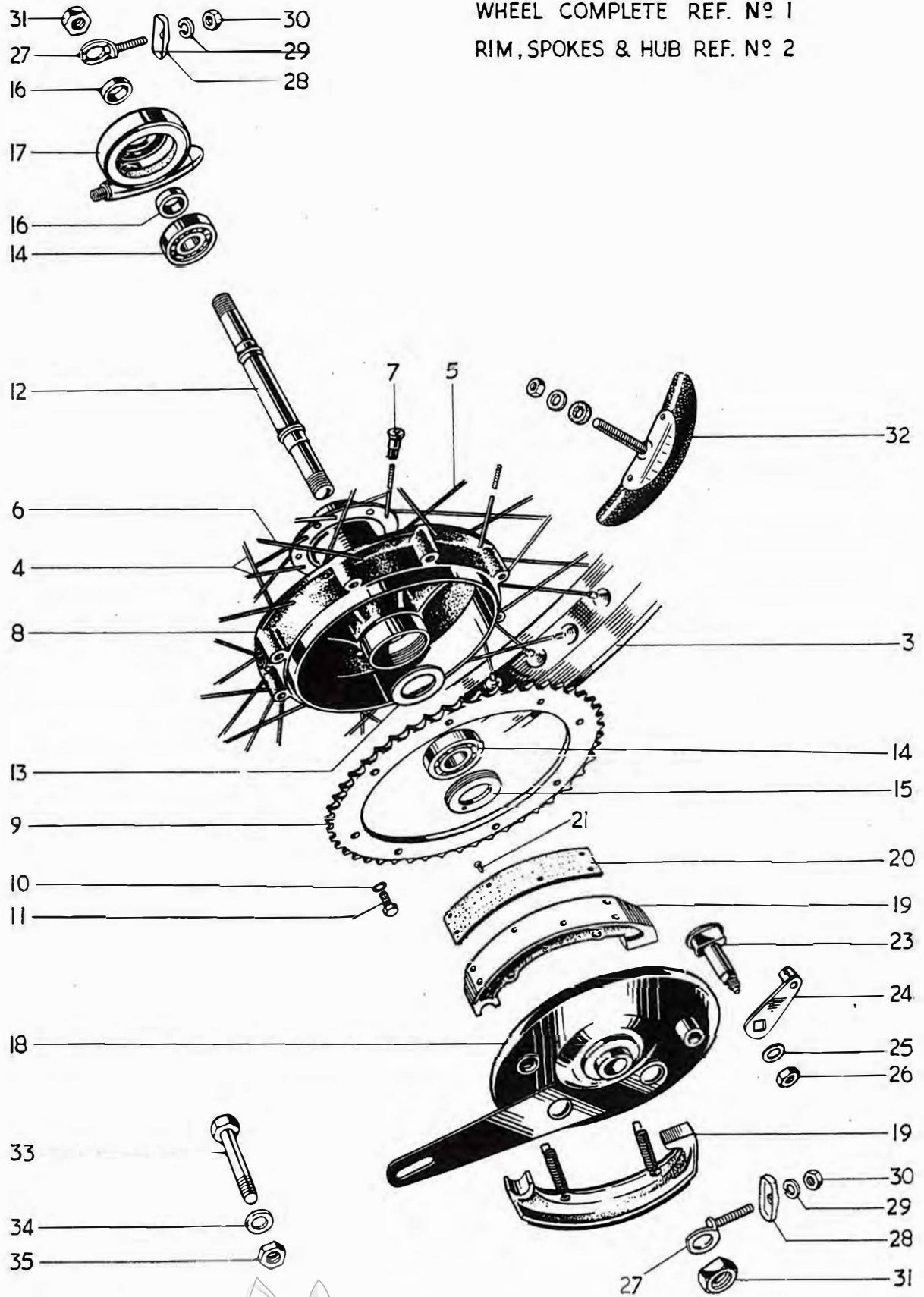



Fig. 17. REAR WHEEL.



REAR WHEEL

			T20	T20SS	T20SH
1	W1384	REAR WHEEL COMPLETE	1	-	-
1	W1418	REAR WHEEL COMPLETE	-	1	1
2	W1385	RIM, SPOKES AND HUB ASSEMBLY	1	-	-
2	W1368	RIM, SPOKES AND HUB ASSEMBLY	-	1	1
3	W1397	Rear wheel rim WM2-17	1	-	-
3	W1296	Rear wheel rim WM2-18	-	1	1
4	W1381	Spoke (10/12G x 7 $\frac{7}{16}$ in. 90°) c/w nipple	20	-	-
4	W1293	Spoke (10/12G x 7 $\frac{7}{16}$ in. 90°) c/w nipple	-	20	20
5	W1382	Spoke (10/12G x 5 $\frac{7}{8}$ in. 100°) c/w nipple	10	-	-
5	W1294	Spoke (10/12G x 6 $\frac{3}{8}$ in. 100°) c/w nipple	-	10	10
6	W1383	Spoke (10/12G x 5 $\frac{7}{8}$ in. 80°) c/w nipple	10	-	-
6	W1295	Spoke (10/12G x 6 $\frac{3}{8}$ in. 80°) c/w nipple	-	10	10
7	W965	Nipple	40	40	40
8	W1362	Hub and brake drum	1	1	1
9	W1320	†Sprocket (46T)	1	-	-
9	W984	†Sprocket (48T)	-	1	1
10	W1122	Spring washer	8	8	8
11	W1322	Bolt ($\frac{3}{8}$ in. U.H.)	8	8	8
12	W989	Spindle	1	1	1
13	W987	Backing ring	1	1	1
14	H826	Bearing	2	2	2
15	W988	Retaining ring	1	1	1
16	W1223	Distance piece	2	2	2
17	D175	Speedometer gearbox	1	1	1
18	W1365	Brake anchor plate	1	1	1
19	W977	BRAKE SHOE C/W LINING	2	2	2
20	W978	Brake lining	2	2	2
21	W979	Brass rivet	12	12	12
22	W200	Shoe return spring	2	2	2
23	W1128	Brake cam	1	1	1
24	W1221	Brake cam lever	1	1	1
25	S25-71	Plain washer	1	1	1
26	T224	Nut	1	1	1
27	W1224	Chain adjuster	2	2	2
28	W1227	End plate	2	2	2
29	S26-2	Spring washer	2	2	2
30	F879	Nut	2	2	2
31	W1000	Nut	2	2	2
32	D106	Tyre security bolt	-	1	1
33	H211	Bolt ($\frac{1}{8}$ in. U.H.)	1	1	1
34	F2184	Plain washer	1	1	1
35	F3955	Self-locking nut	1	1	1

† For alternative sprockets see Page 15



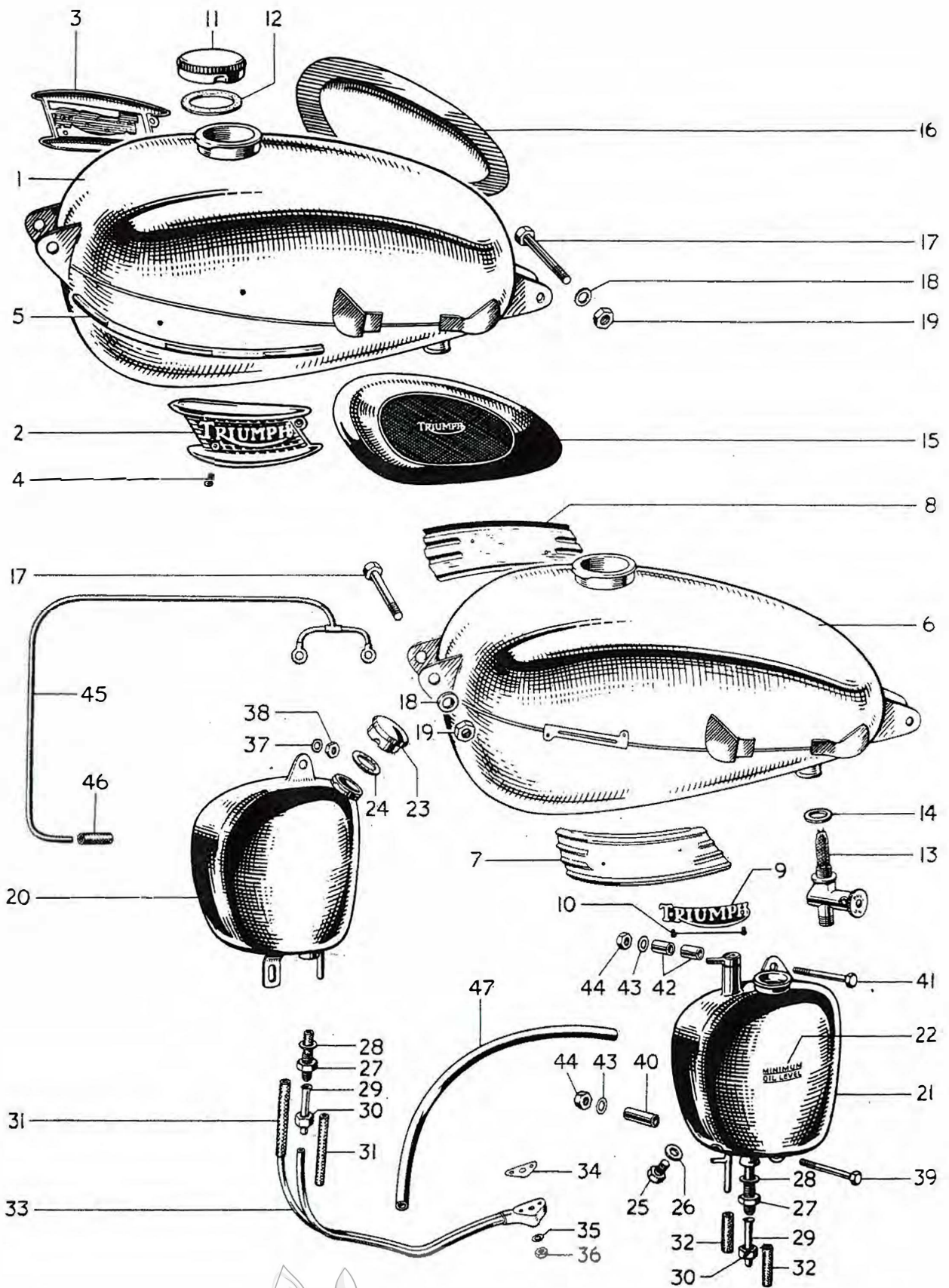
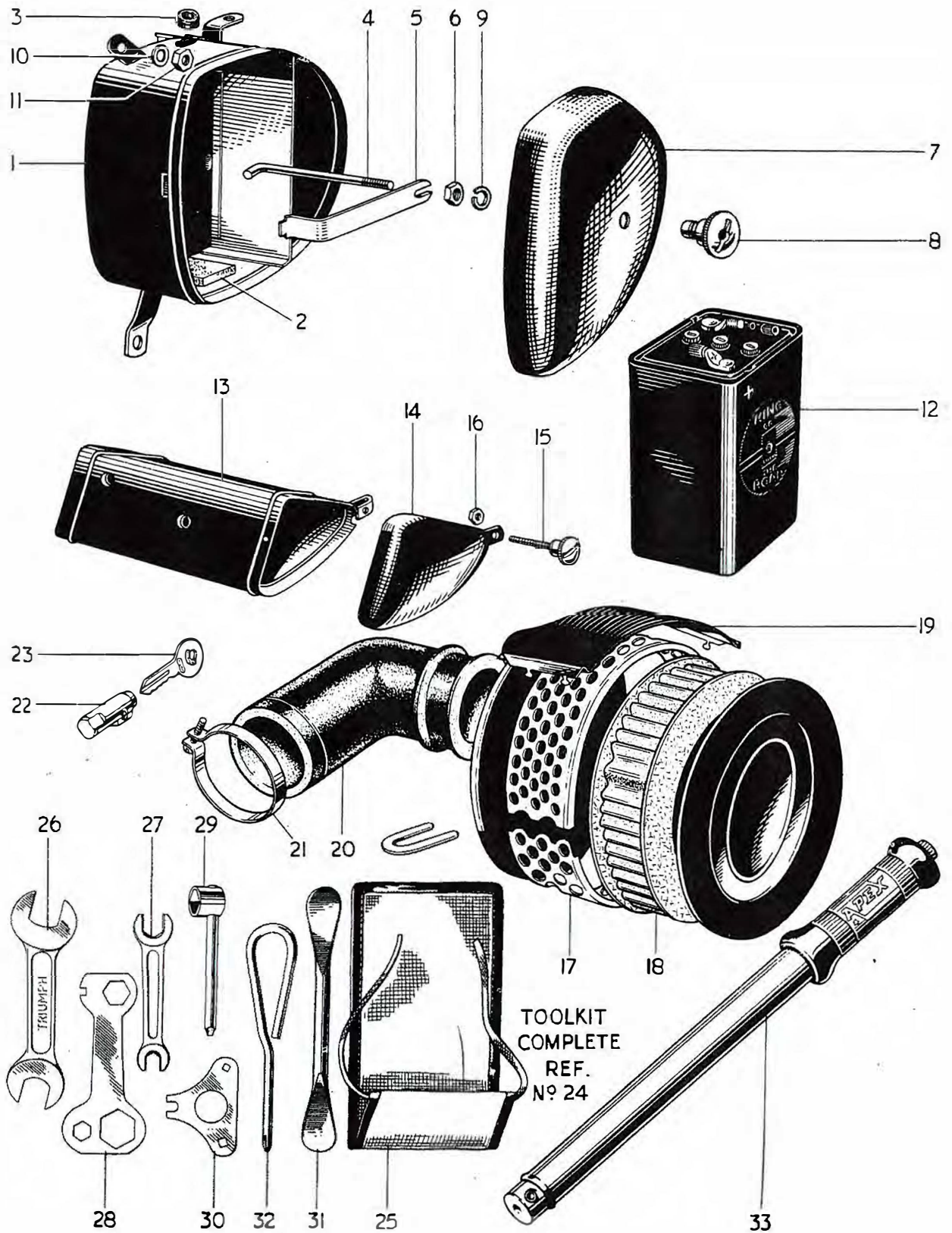


Fig. 18. PETROL AND OIL TANKS.

PETROL AND OIL TANKS


									T20	T20SS	T20SH
1	F4496	Petrol tank (3 gallons)	1	-	1
2	F4570	Left styling unit	1	-	1
3	F4571	Right styling unit	1	-	1
4	F4468	Screw ($\frac{9}{16}$ in. U.H.)	4	-	4
5	F5100	Styling strip	2	-	2
6	F3505	Petrol tank ($2\frac{1}{2}$ gallons)	-	1	-
7	F3494	Left styling band	-	1	-
8	F3495	Right styling band	-	1	-
9	F3496	Nameplate	-	2	-
10	F3497	Screw ($\frac{13}{16}$ in. U.H.)	-	4	-
11	F3220	FILLER CAP	1	1	1
12	F4048	Joint washer	1	1	1
13	F4908	Petrol tap	1	1	1
14	E697	Fibre washer	1	1	1
15	F1606	Left knee grip	1	1	1
16	F1605	Right knee grip	1	1	1
17	F3498	Bolt ($2\frac{5}{8}$ in. U.H.)	2	2	2
18	S25-3	Plain washer	3	3	3
19	S1-51	Nut	2	2	2
20	F4490	OIL TANK	1	-	-
21	F4318	OIL TANK	-	1	1
22	A3	Transfer (Minimum oil level)	1	1	1
23	F5155	FILLER CAP	1	1	1
24	F4047	Joint washer	1	1	1
25	F1792	Drain plug	-	1	1
26	PT104B	Fibre washer	-	1	1
27	F3876	Filter	1	1	1
28	F1511	Fibre washer	1	1	1
29	F3503	Upper feed pipe	1	1	1
30	F3504	Union nut	1	1	1
31	F4530	Rubber connector	2	-	-
32	F3077	Rubber connector	-	2	2
33	E3270	Oil pipes and junction block	1	1	1
34	E3274	Joint washer	1	1	1
35	S25-13	Plain washer	1	1	1
36	F879	Nut	1	1	1
37	S25-2	Plain washer	1	-	-
38	S1-52	Nut	1	-	-
39	F2596	Bolt ($1\frac{7}{8}$ in. U.H.)	-	1	1
40	F3477	Distance piece	-	1	1
41	F3468	Bolt ($2\frac{1}{16}$ in. U.H.)	-	1	1
42	F3476	Distance piece	-	2	2
43	S25-3	Plain washer	-	2	2
44	S1-51	Nut	-	2	2
45	E3244	Rocker oil feed pipe	1	1	1
46	E3383	Rubber connector	1	1	1
47	T1203	Flexible vent pipe	1	1	1





TOOLKIT
 COMPLETE
 REF.
 N° 24

Fig. 19. BATTERY CASE, TOOLBOX AND AIR FILTER.



BATTERY CASE, TOOLBOX AND AIR FILTER

										T20	T20SS
1	F4515	BATTERY CASE AND TOOLBOX	1	-
2	F3470	Rubber pad	1	-
3	199002	Grommet	1	-
4	F3472	Hook bolt	1	-
5	F3473	Strap	1	-
6	F879	Nut	1	-
7	F3493	LID C/W KNOB	1	-
8	F3474	Knob	1	-
9	F3475	Circlip	1	-
10	S25-2	Plain washer	1	-
11	S1-52	Nut	1	-
12	4C8200	Battery PUZ5E/11	1	-
13	F4877	TOOLBOX	-	1
14	F4882	Toolbox lid	-	1
15	F4885	Fastener screw	-	1
16	F4717	Self locking nut	-	1
17	F5037	AIR FILTER	-	1
18	F4811	Element	-	1
19	F4964	Water deflector	-	1
20	F5038	Rubber connector	-	1
21	F3859	Clip	1	1
22	D402/3	FRAME LOCK C/W 2 KEYS	1	1
23	D403	Key (state number)	1	1
24	D290	TOOLKIT	1	1
25	D291	Toolbag	1	1
26	D299	Open spanner, $\frac{3}{8}$ in. x $\frac{7}{16}$ in. Whit.	1	1
27	D292	Open spanner, $\frac{1}{8}$ in. x $\frac{1}{16}$ in. x $\frac{1}{2}$ in. x $\frac{5}{16}$ in. Whit.	1	1
28	D293	Combination spanner, $\frac{1}{16}$ in. x $\frac{5}{16}$ in. x $\frac{1}{2}$ in. Whit.	1	1
29	D294	Screwdriver and $\frac{1}{4}$ in. Whit. spanner	1	1
30	DA70	Clutch key	1	1
31	NA14A	Tyre lever	1	1
32	D335	Phillips No. 2 screwdriver	1	1
33	D296	Tyre inflator	1	1



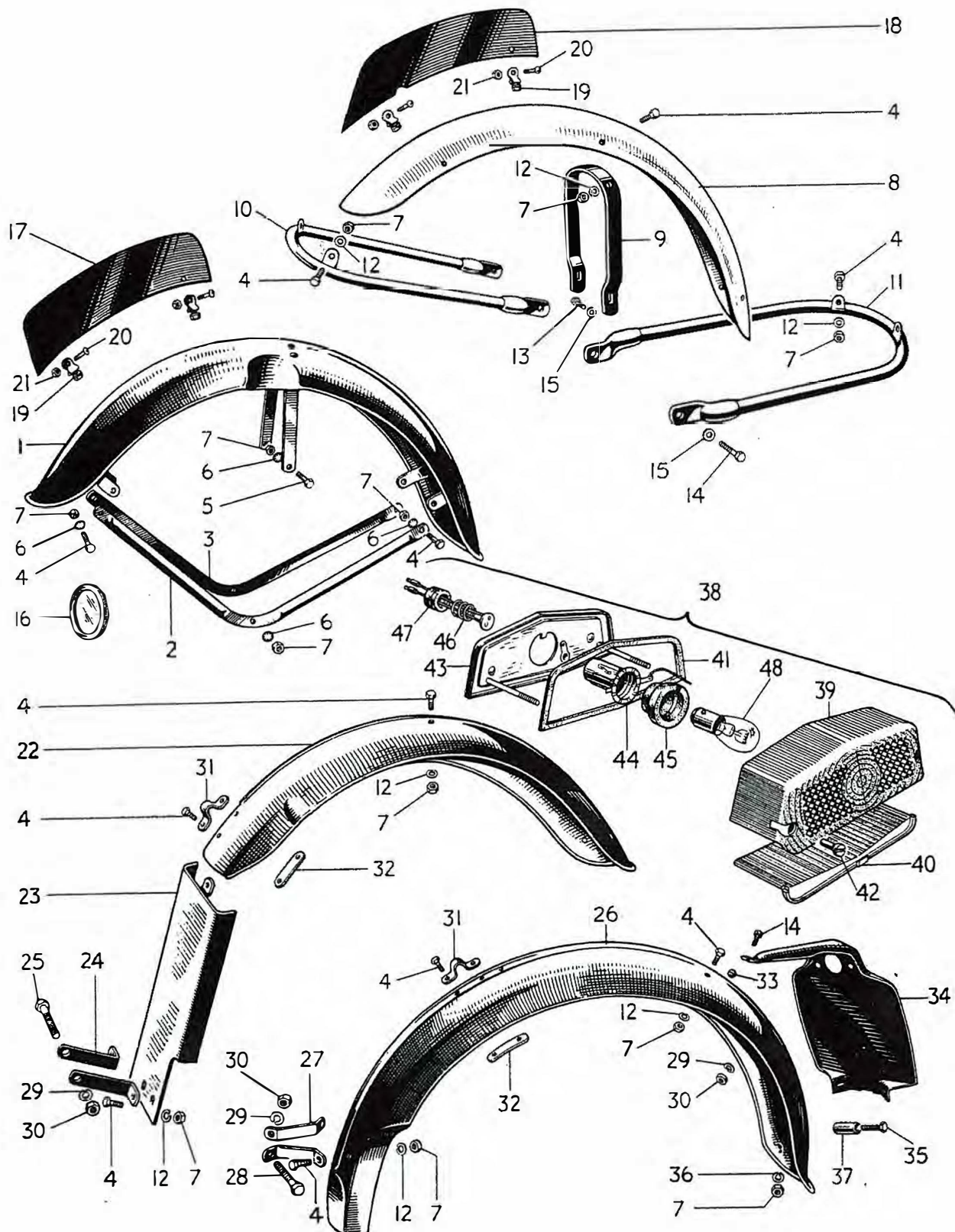



Fig. 20. MUDGUARDS AND NUMBER PLATES.

MUDGUARDS AND NUMBER PLATES

										T20	T20SS	T20SH
1	H929	Front mudguard	1	-	-
2	H871	Left stay	1	-	-
3	H872	Right stay	1	-	-
4	DS57	Bolt ($\frac{7}{16}$ in. U.H.)	10	12	12
5	GS218	Bolt ($\frac{9}{16}$ in. U.H.)	2	-	-
6	E1612	Serrated washer	8	-	-
7	F879	Nut	14	12	12
8	H1269	Mudguard blade	-	1	1
9	H1270	Bridge	-	1	1
10	H1271	Front stay	-	1	1
11	H1273	Lower stay	-	1	1
12	S25-1	Plain washer	6	12	12
13	F2335	Bolt ($\frac{11}{16}$ in. U.H.)	-	2	2
14	F929	Bolt ($\frac{1}{2}$ in. U.H.)	1	3	3
15	S25-3	Plain washer	-	4	4
16	D261	Licence holder	1	1	1
17	H874	Number plate	1	-	-
18	F2996	Number plate	-	1	1
19	H741	Clip assembly	2	2	2
20	H687	Screw ($\frac{3}{8}$ in. U.H.)	2	2	2
21	H745	Nut	2	2	2
22	F4497	Mudguard	1	-	-
23	F4499	Mudshield	1	-	-
24	F4502	Stay	2	-	-
25	F4531	Bolt ($1\frac{1}{8}$ in. U.H.)	1	-	-
26	F4604	Mudguard	-	1	1
27	F4606	Stay	-	2	2
28	DS55	Bolt ($\frac{17}{16}$ in. U.H.)	-	1	1
29	S26-3	Spring washer	2	2	2
30	S1-51	Nut	2	2	2
31	PF204	Clip	1	1	1
32	F444	Backing plate	1	1	1
33	E3203	Grommet	2	2	2
34	F3363	Number plate	1	1	1
35	F1149	Bolt ($\frac{7}{8}$ in. U.H.)	2	2	2
36	S26-2	Spring washer	2	2	2
37	F4374	Distance piece	2	2	2
38	53394	STOP AND TAIL LAMP, Type 564	1	1	1
39	573839	Lens	1	1	1
40	575200	Window	1	1	1
41	575208	Lens seating gasket	1	1	1
42	575219	Sleeve nut	2	2	2
43	576002	Base assembly	1	1	1
44	575209	Bulbholder	1	1	1
45	575207	Grommet	1	1	1
46	573828	Contact assembly	1	1	1
47	573825	Grommet	1	1	1
48	352	Bulb (3/18W, Offset pin)	1	1	1



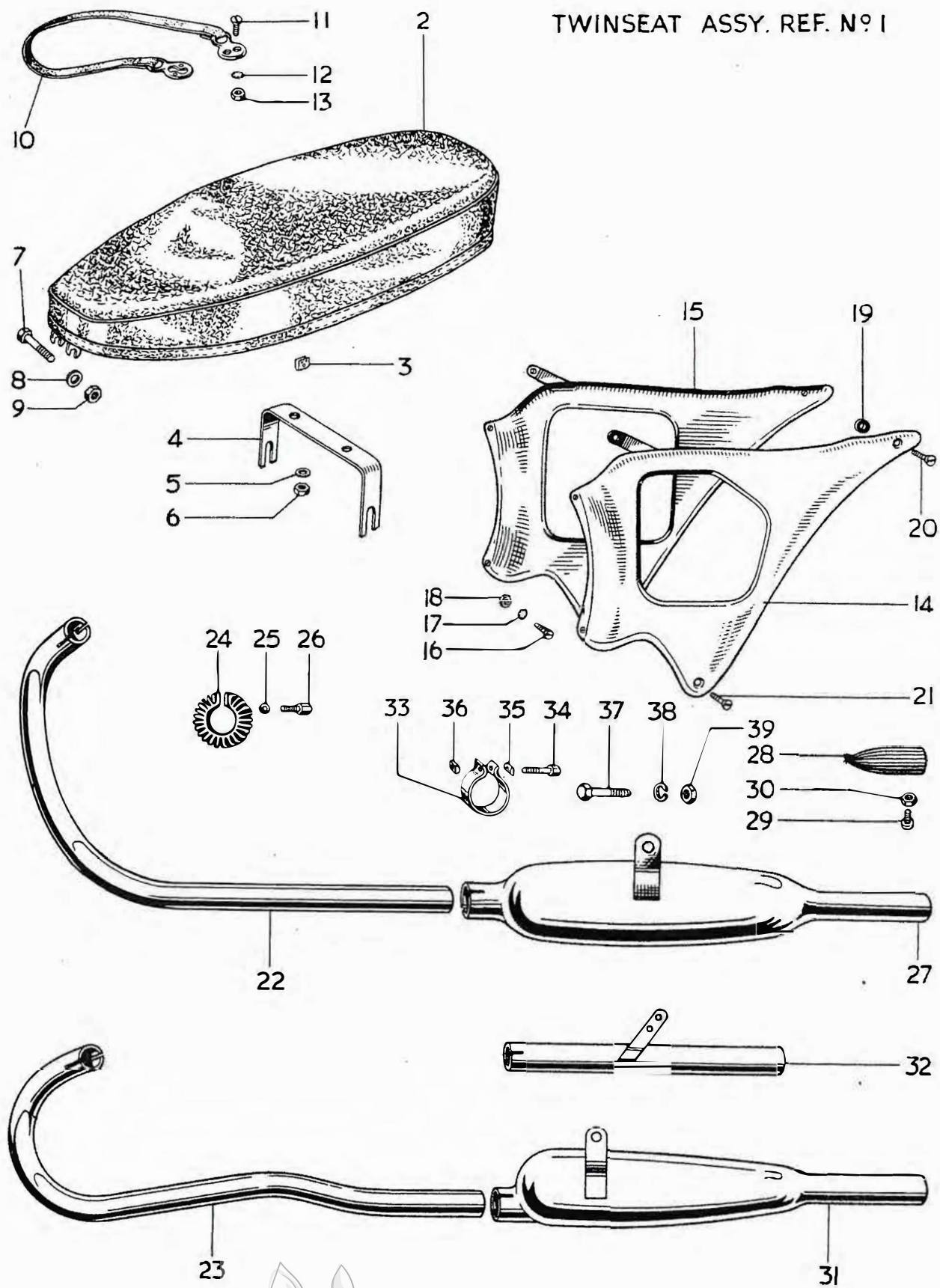



Fig. 21. TWINSEAT, REAR PANELS AND EXHAUST SYSTEM.



TWINSEAT, REAR PANELS AND EXHAUST SYSTEM

									T20	T20SS	T20SH
1	F4516	TWINSEAT COMPLETE	1	-	-
1	F4272	TWINSEAT COMPLETE	-	1	1
2	F4104	Cover c/w Clips	1	1	1
3	F4475	Clip	as required		
4	F4105	Rear bracket	1	-	-
4	F4261	Rear bracket	-	1	1
5	E1612	Serrated washer	2	2	2
6	F879	Nut	2	2	2
7	E3181	Bolt (2¼ in. U.H.)	1	-	-
7	E667A	Bolt (1½ in. U.H.)	-	1	1
8	S25-3	Plain washer	1	1	1
9	S1-51	Nut	1	1	1
10	F4361	Safety strap	A	A	A
11	F4129	Screw (½ in. U.H.)	4	4	4
12	GS299	Serrated washer	4	4	4
13	H745	Nut	4	4	4
14	F4503	Left panel	1	-	-
15	F4505	Right panel	1	-	-
16	H687	Screw (¾ in. U.H.)	2	-	-
17	E2351	Serrated washer	2	-	-
18	F3799	Nut	2	-	-
19	F4512	Rubber washer	2	-	-
20	F4483	Self-tapping screw	2	-	-
21	F4511	Screw (⅝ in. U.H.)	2	-	-
22	E3257	Exhaust pipe	1	1	1
23	E3883	Exhaust pipe (upswept)	-	A	A
23	E4173	Exhaust pipe (upswept, with tachometer, see page 47)	-	A	A
24	E3259	Clip	1	1	1
25	S25-13	Plain washer	1	1	1
26	E3260	Bolt (⅞ in. U.H.)	1	1	1
27	E3928	Silencer	1	1	1
28	E4076	Silencer mute	1	A	A
29	H689	Screw (¼ in. U.H.)	1	A	A
30	H691	Nut	1	A	A
31	E3840	Silencer (upswept)	-	A	A
32	E3967	Extension pipe	A	A	A
33	E3269	Clip	1	1	1
34	TE164E	Bolt	1	1	1
35	TE164D	"D" washer	1	1	1
36	TE164C	"D" nut	1	1	1
37	F929	Bolt (½ in. U.H.), silencer hanger	-	A	A
38	S26-1	Spring washer	-	A	A
39	P0172A	Nut	-	A	A



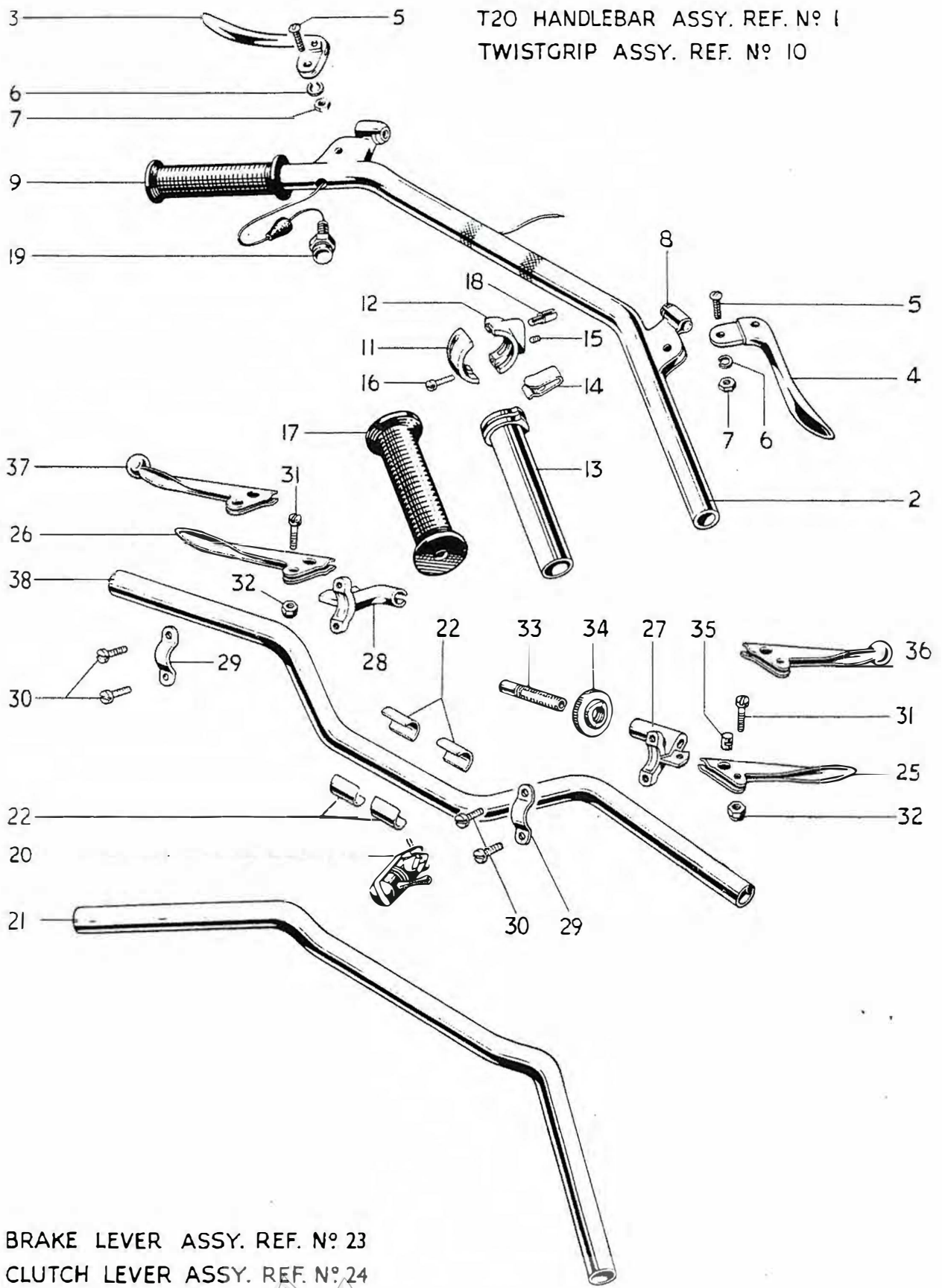


Fig. 22. HANDLEBARS AND CONTROL LEVERS.



HANDLEBARS AND CONTROL LEVERS

									T20	T20SS	T20SH
1	70/510	HANDLEBAR C/W CONTROLS	1	-	-
2	91/322	Handlebar c/w lever brackets	1	-	-
3	70/316	Clutch lever	1	-	-
4	70/317	Front brake lever	1	-	-
5	100/006	Screw	2	-	-
6	70/016	Spring washer	2	-	-
7	18/717	Nut	2	-	-
8	70/005	Cable stop	2	-	-
9	16/069	Handlebar grip	1	-	-
10	366/2	TWISTGRIP	1	1	1
11	366/001	Body top half	1	1	1
12	366/002	Body bottom half	1	1	1
13	366/004	Rotor	1	1	1
14	366/007	Friction spring	1	1	1
15	366/008	Friction spring screw	1	1	1
16	376/079	Screw	2	2	2
17	16/070	Handlebar grip	1	1	1
18	366/006	Cable stop	1	1	1
19	H886	Horn push	1	-	-
20	31482	Dipper switch	1	-	-
21	H527	Handlebar bend	-	1	1
22	H1425	Packing piece	-	4	4
23	18/995	FRONT BRAKE LEVER ASSEMBLY	-	1	1
24	18/557	CLUTCH LEVER ASSEMBLY	-	1	1
25	18/535	Brake lever	-	1	1
26	18/528	Clutch lever	-	1	1
27	18/912	Brake lever bracket	-	1	1
28	18/234	Clutch lever bracket	-	1	1
29	12/040	Clamp	-	2	2
30	11/014	Screw	-	4	4
31	18/087	Fulcrum screw	-	2	2
32	18/053	Self-locking nut	-	2	2
33	18/838	Cable adjuster	-	1	1
34	18/839	Thumb nut	-	1	1
35	18/880	Barrel nipple	-	1	1
36	18/754	Brake lever (Ball end)	-	A	A
37	18/752	Clutch lever (Ball end)	-	A	A
38	H934A	Handlebar bend	-	A	A



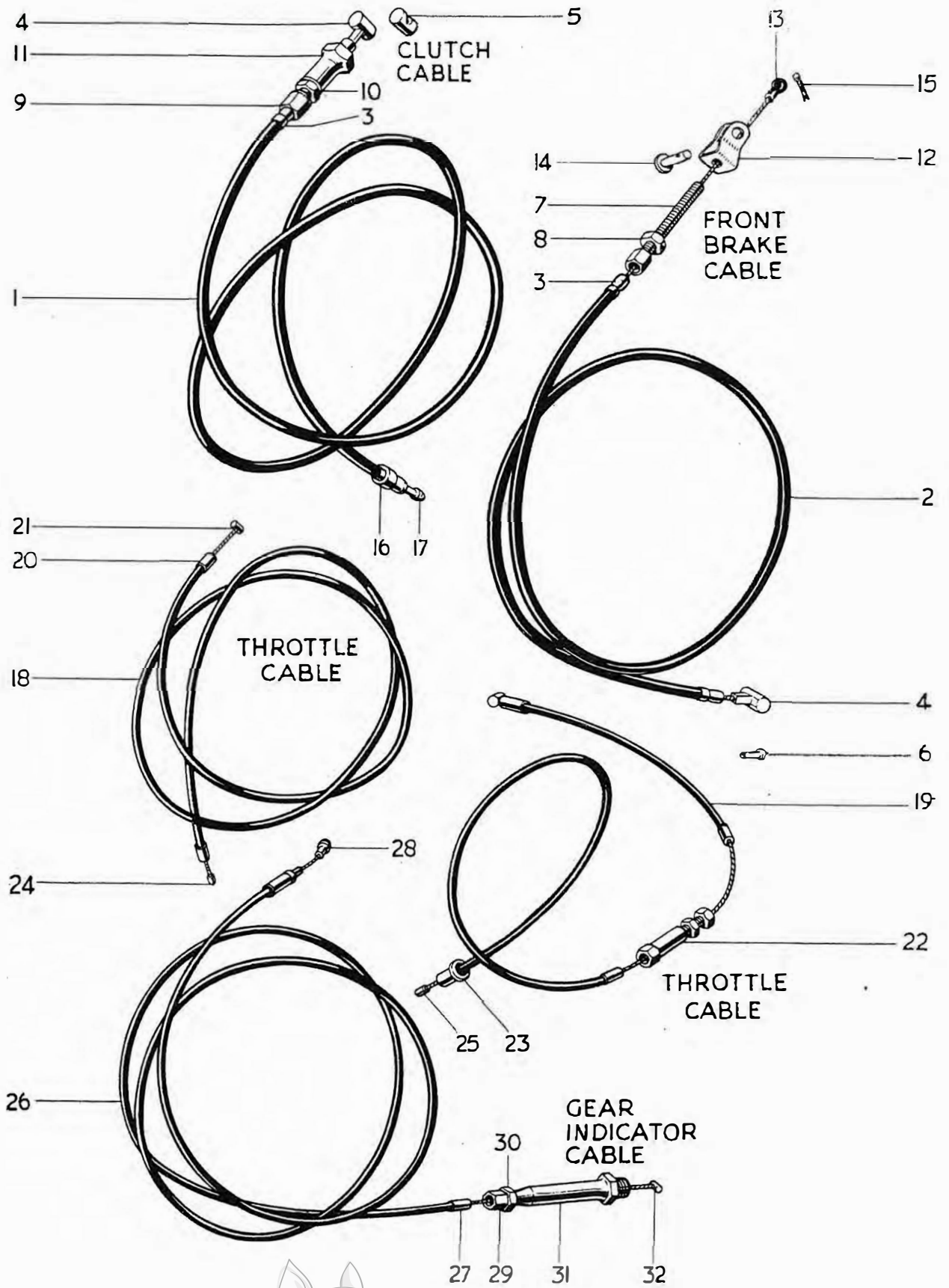
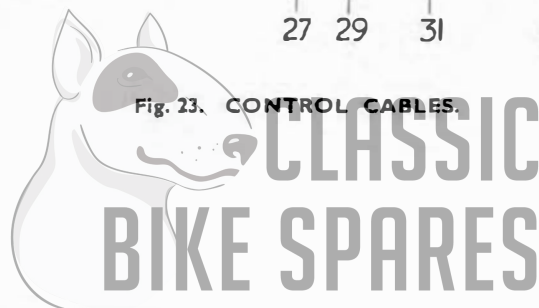


Fig. 23. CONTROL CABLES.



CONTROL CABLES

									T20	T20SS	T20SH
1	D331	CLUTCH CABLE	1	-	-
1	D332	CLUTCH CABLE	-	1	1
2	D323	FRONT BRAKE CABLE	1	-	-
2	D429	FRONT BRAKE CABLE	-	1	1
3	D103	Ferrule	4	4	4
4	18/706	Nipple	2	-	-
5	D81	Nipple	-	1	1
6	D368	Nipple	-	1	1
7	D279	Cable adjuster	1	-	-
8	F879	Nut	1	-	-
9	D319	Cable adjuster	1	1	1
10	D268	Nut	1	1	1
11	D288	Abutment	1	1	1
12	D280	Clevis	1	1	1
13	D573	Nipple	1	1	1
14	D281	Clevis pin	1	1	1
15	$\frac{1}{16}$ in. x $\frac{3}{8}$ in.	Split pin	1	1	1
16	D333	Abutment	1	1	1
17	D334	Nipple	1	1	1
18	†D406	THROTTLE CABLE	1	-	-
19	D420	THROTTLE CABLE	-	1	1
20	12/083	Ferrule	2	3	3
21	D411	Nipple	1	1	1
22	D104	Adjuster	-	1	1
23	6/132A	Ferrule	-	1	1
24	D407	Nipple	1	-	-
25	NS191	Nipple	-	1	1
26	D282	GEAR INDICATOR CABLE	1	-	-
27	12/083	Ferrule	2	-	-
28	18/115	Nipple	1	-	-
29	D284	Adjuster	1	-	-
30	H745	Nut	1	-	-
31	E3280	Abutment	1	-	-
32	D285	Nipple	1	-	-

† With the Amal Type 32 Carburetter use:—

18	D453	THROTTLE CABLE	1	-	-
----	------	----------------	-----	-----	-----	-----	-----	-----	---	---	---



CARBURETTER COMPLETE REF. No. 1

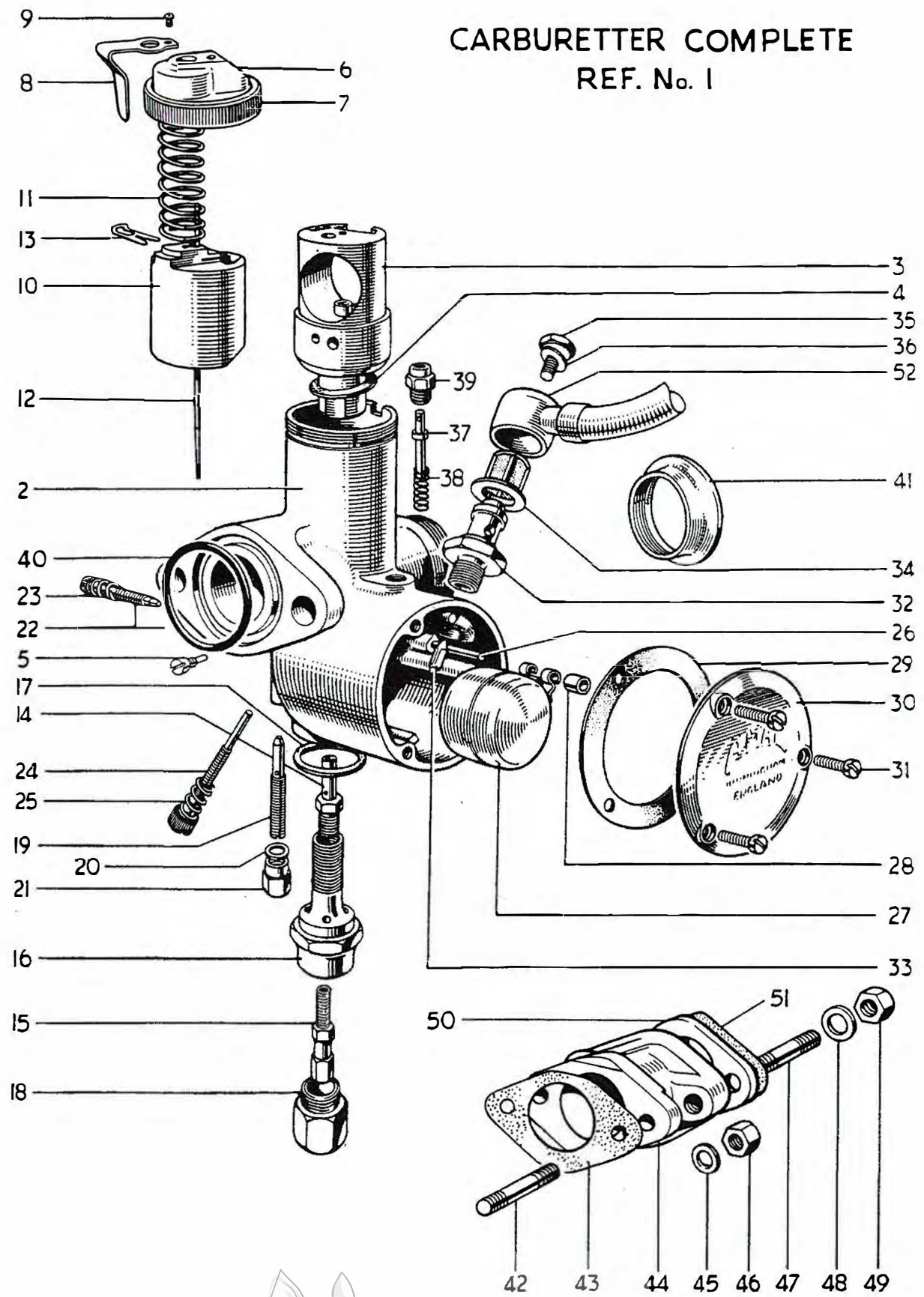



Fig. 24. AMAL CARBURETTER, TYPE 376.

AMAL CARBURETTER, TYPE 376

										T20SS	T20SH
1	376/272	CARBURETTER COMPLETE	1	1
2	376/001	Mixing chamber	1	1
3	376/055	Jet block	1	1
4	376/067	Joint washer	1	1
5	376/070	Peg screw	1	1
6	376/155	Mixing chamber top	1	1
7	376/065	Cap ring	1	1
8	29/308	Spring	1	1
9	4/241	Screw	1	1
10	376/060	Throttle valve (No. 3 Cutaway)...	1	1
11	376/061	Spring	1	1
12	376/063	Needle (Type C)	1	1
13	4/230	Clip	1	1
14	376/072	Needle jet (.106)	1	1
15	376/100	Main jet (140)	1	1
16	376/073	Jet holder	1	1
17	376/074	Fibre washer	1	1
18	376/075	Cover nut	1	1
19	376/076	Pilot jet (20)	1	1
20	116/162	Fibre washer	1	1
21	376/095	Cover nut	1	1
22	332/017	Air adjusting screw	1	1
23	4/148	Spring	1	1
24	376/068	Throttle stop screw	1	1
25	376/069	Spring	1	1
26	376/085	Float spindle	1	1
27	376/083	Float	1	1
28	376/094	Bush	1	1
29	376/078	Joint washer	1	1
30	376/077	Cover	1	1
31	376/079	Screw	3	3
32	376/088	Needle seating	1	1
33	376/089	Needle	1	1
34	376/093	Filter	1	1
35	376/091	Bolt	1	1
36	376/092	Fibre washer	1	1
37	376/086	Tickler	1	1
38	376/087	Spring	1	1
39	343/011	Tickler body	1	1
40	244/1048	"O" ring seal	1	1
41	376/066	Air intake tube	A	A
42	E3956	Stud (1 in. O.A.)	2	2
43	E4051	Joint washer	1	1
44	E4213	Adaptor	1	1
45	S25-13	Plain washer	2	2
46	W103	Nut	2	2
47	E1553	Stud (1- $\frac{3}{32}$ in. O.A.)	2	2
48	S25-3	Plain washer	2	2
49	S1-51	Nut	2	2
50	E4504	Insulating block	1	1
51	NA43	Joint washer	1	1
52	F4886	Petrol pipe	1	1



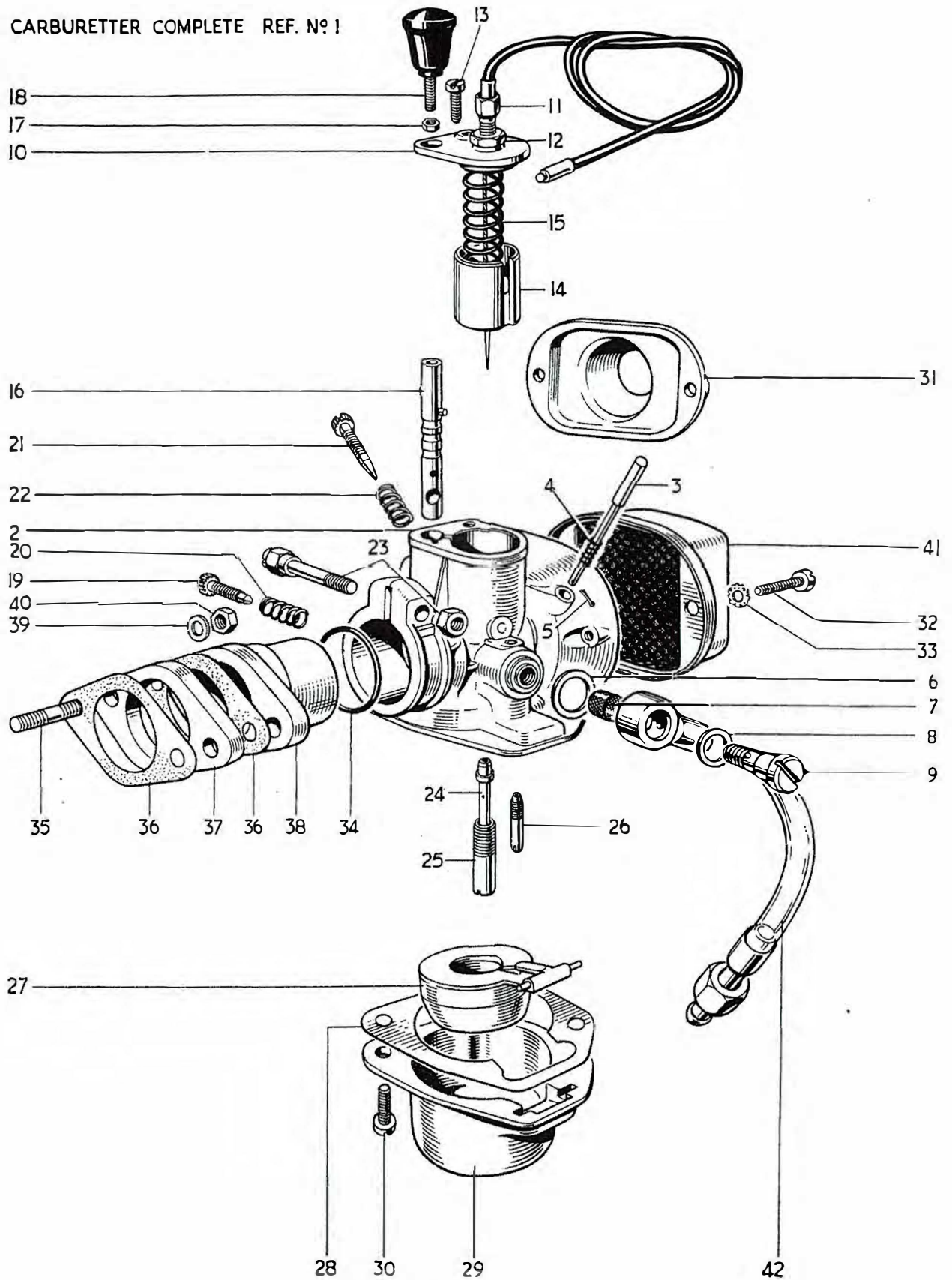


Fig. 25. ZENITH CARBURETTER.

ZENITH CARBURETTER

Ref. No.	Part No.	DESCRIPTION	QUANTITY
1	18MXZ-C17	CARBURETTER C/W THROTTLE CABLE	1
1	18MXZ-C18	CARBURETTER C/W THROTTLE CABLE	—
2	018606	Body	1
3	018027	Tickler	1
4	015454	Spring	1
5	05889	Split pin	1
6	017129	Fibre washer	1
7	017130	Filter gauze	1
8	017132	Fibre washer	1
9	018063	Union bolt...	1
10	017581	Mixing chamber top	1
11	017988	Cable adjuster	1
12	017464	Nut ...	1
13	07087	Screw	1
14	017624	Throttle slide	1
15	017625	Spring	1
16	018601	Starter slide (200/65)	1
17	015536	Spring washer	1
18	018595	Knob	1
19	017144	Throttle stop screw	1
20	017156	Spring	1
21	018607	Pilot air screw	1
22	09846	Spring	1
23	017797	Clamp screw and nut	1
24	017135	Emulsion tube	1
25	017134	Main jet (84)	1
26	017133	Slow running jet (45)	1
27	017588	Float	1
28	017735	Joint washer	1
29	017583	Float bowl ...	1
30	07087	Screw	2
31	017570	Intake adaptor (E3955)	—
32	07967	Screw	2
33	04692	Spring washer	2
34	018042	"O" ring	1
35	E3171	Stud (1 $\frac{1}{32}$ in. O.A.)	2
36	E3250	Joint washer	2
37	E3254	Insulating block	1
38	E3954	Carburetter adaptor	1
39	S25-13	Plain washer	2
40	F879	Nut	2
41	E3981	Air filter	1
42	F4537	Petrol pipe	1



CARBURETTER COMPLETE
REF. N° 1

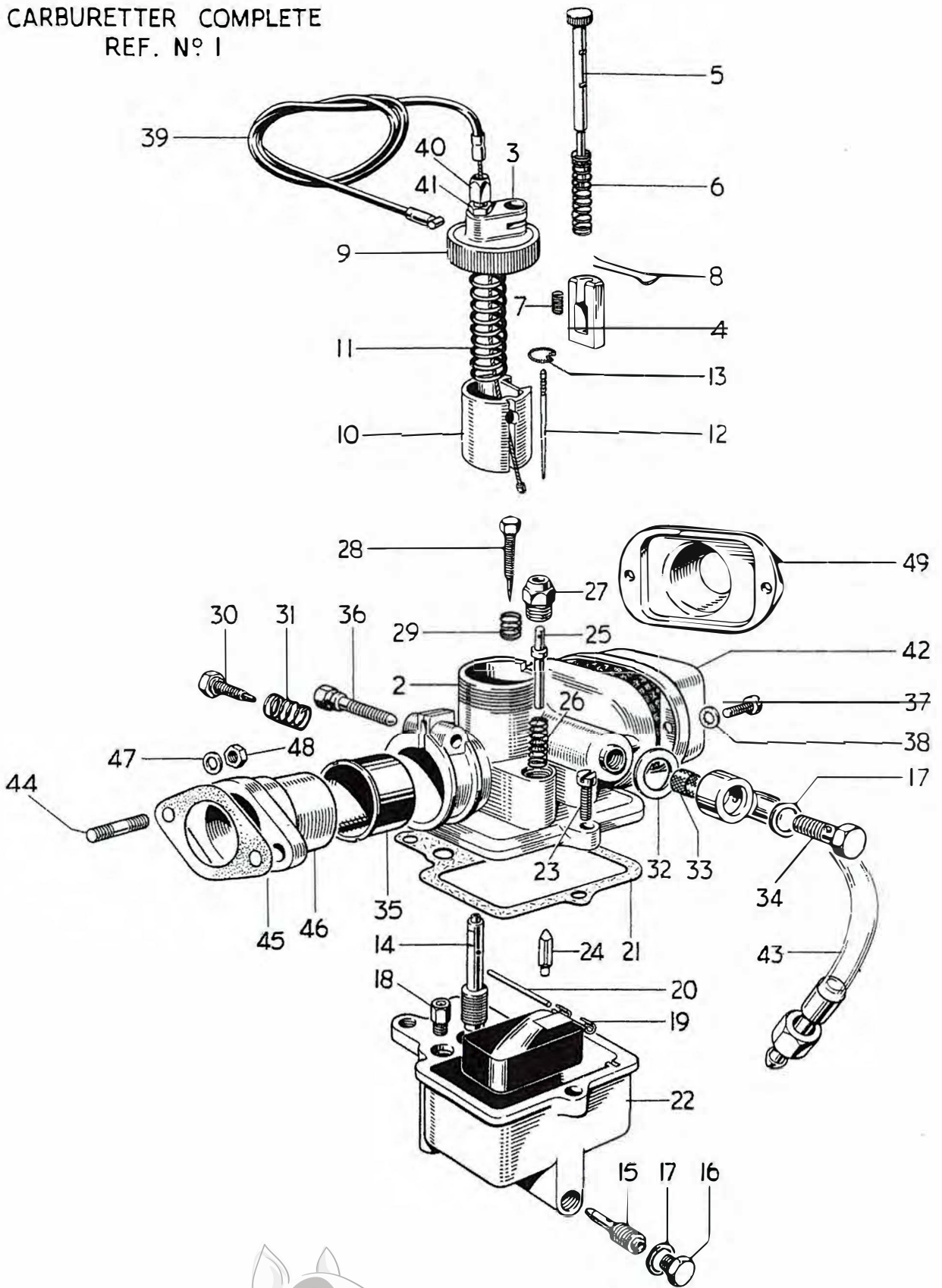
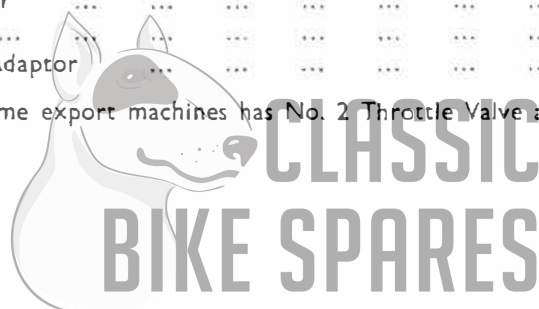


Fig. 26. AMAL CARBURETTER, TYPE 32.

AMAL CARBURETTER, TYPE 32

Ref. No.	Part No.	Description	Quantity
		T20	
1	32/1	CARBURETTER C/W THROTTLE CABLE	1
2	32/001	Mixing chamber	1
3	363/094	Mixing chamber top	1
4	32/045	Air valve	1
5	32/048	Air valve rod	1
6	332/009	Return spring	1
7	332/008	Bottom spring	1
8	32/050	Click spring	1
9	332/012	Cap ring	1
10	32/046	Throttle valve (No. 4 Cutaway)	1
11	332/021	Throttle return spring	1
12	32/028	Needle	1
13	363/093	Needle clip	1
14	32/033	Needle jet (103)	1
15	32/023	Main jet (85)	1
16	335/024	Plug screw	1
17	116/124	Fibre washer	2
18	4/042	Pilot jet (15)	1
19	32/041	Float	1
20	32/032	Float spindle	1
21	32/021	Joint washer	1
22	32/020	Float chamber	1
23	32/038	Screw	2
24	376/089	Float needle	1
25	343/012	Tickler	1
26	376/087	Tickler spring	1
27	343/011	Tickler body	1
28	376/119	Pilot air screw	1
29	4/148	Spring	1
30	32/066	Throttle stop screw	1
31	198/012	Spring	1
32	391/026	Fibre washer	1
33	32/026	Filter gauze	1
34	32/027	Banjo bolt	1
35	32/029	Insulating sleeve	1
36	4/048	Clamping screw	1
37	32/044	Screw	2
38	32/043	Serrated washer	2
39	D453	Throttle cable	1
40	4/035	Cable adjuster	1
41	5/077	Adjuster locknut	1
42	E3981	Filter	1
43	F5089	Petrol pipe	1
44	E3956	Stud (1 in. O.A.)	2
45	E3250	Joint washer	2
46	E3954	Carburetter adaptor	1
47	S25-13	Plain washer	2
48	F879	Nut	2
49	E3955	Air intake adaptor	1

32/3 Carburetter fitted to some export machines has No. 2 Throttle Valve and 110 Main Jet.



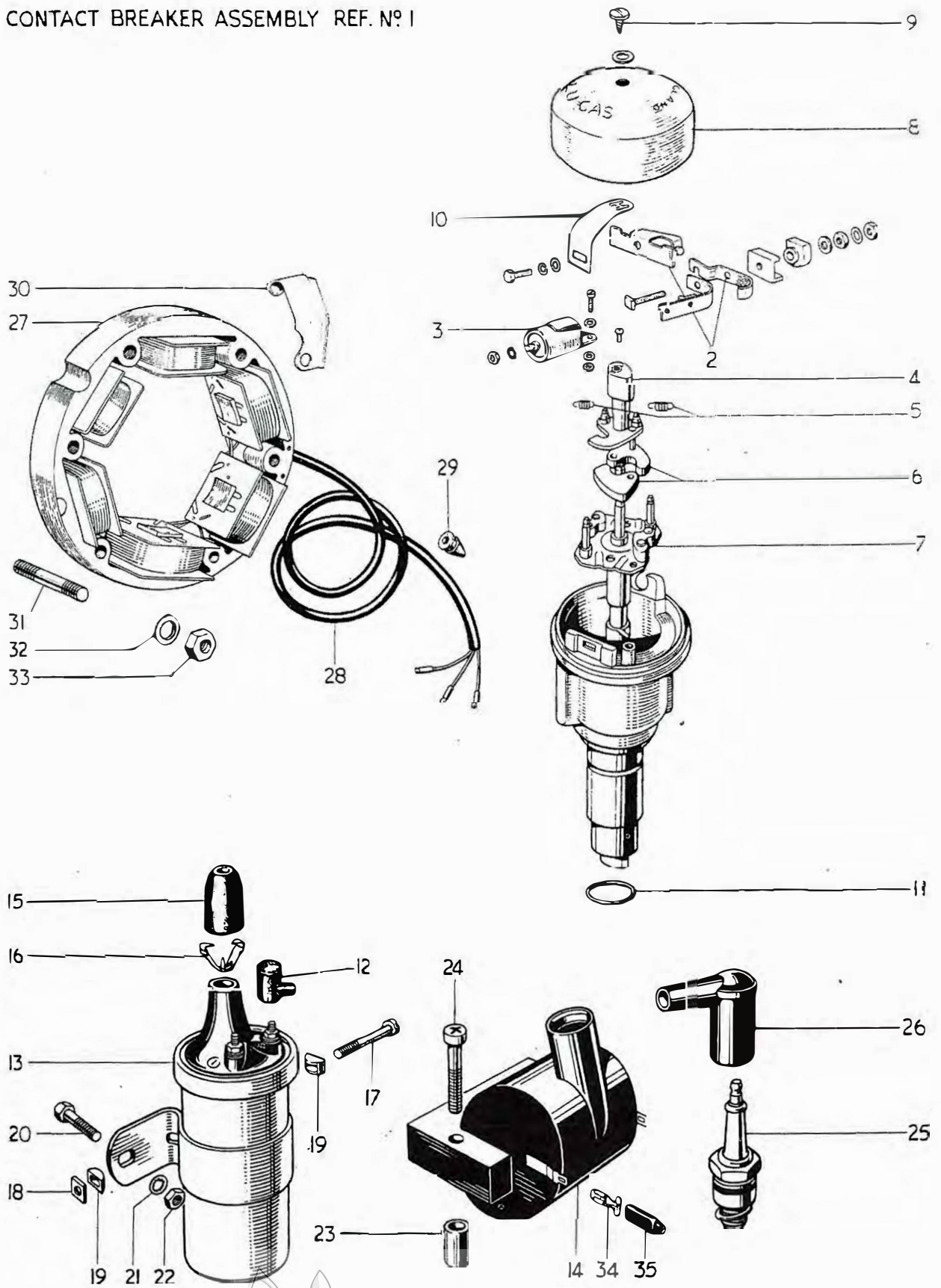


Fig. 27. CONTACT BREAKER, COIL AND STATOR.

CONTACT BREAKER, COIL AND STATOR

									T20	T20SS	T20SH
1	40699	CONTACT BREAKER 15D1	1	-	1
1	40846	CONTACT BREAKER 15D1	-	1	-
2	421106	Contact set	1	1	1
3	421327	Condenser	1	1	1
4	423759	Cam	1	-	1
4	421206	Cam	-	1	-
5	421407	Spring set	1	-	1
5	54410895	Spring set	-	1	-
6	4210565	Weight set	1	1	1
7	421054	Shaft and action plate	1	1	1
8	54411737	Cover	1	1	1
9	54120019	Screw	1	1	1
10	54411736	Bracket	1	1	1
11	54160003	Oil seal	1	1	1
12	236741	Grommet	3	1	3
13	45077	Coil, MA6	1	-	1
14	45112	Coil, 2ET	-	1	-
15	421554	Grommet	1	1	1
16	421863	Cable clip	1	1	1
17	100104	Clip screw	1	-	1
18	169160	Square nut	1	-	1
19	422369	"D" washer	2	-	2
20	D557	Bolt ($\frac{1}{8}$ in. U.H.)	2	-	2
21	E1612	Serrated washer	2	-	2
22	F879	Nut	2	-	2
23	F3477	Spacer	-	2	-
24	T1401	Screw ($2\frac{3}{8}$ in. U.H.)	-	2	-
25	-	Spark plug (Champion L7, KLG 80 or Lodge HN)	1	1	1
26	D297	Plug cover and suppressor	1	1	1
26	D262	Plug cover	A	A	A
27	47119	STATOR. Up to Engine No. 83726	1	-	-
27	47117	STATOR. Up to Engine No. 86203	-	1	-
27	47161	STATOR. From Engine No. 83727	1	-	1
27	47173	STATOR. From Engine No. 86204	-	1	-
28	54944271	Stator output cable	1	-	1
28	54944251	Stator output cable	-	1	-
29	E4185	Grommet (for cotton covered cable)	1	1	-
29	E4457	Grommet (for plastic covered cable)	1	1	1
30	E4485	Clip	1	1	1
31	E3171	Stud ($1\frac{1}{2}$ in. O.A.)	5	-	5
31	E3718	Stud ($1\frac{1}{8}$ in. O.A.)	-	5	-
32	E3302	Plain washer	4	-	4
32	S25-13	Plain washer	-	5	-
33	E4186	Self-locking nut	5	5	5
34	54942078	Lucar connector	-	2	-
35	54190042	Insulating cover	-	2	-



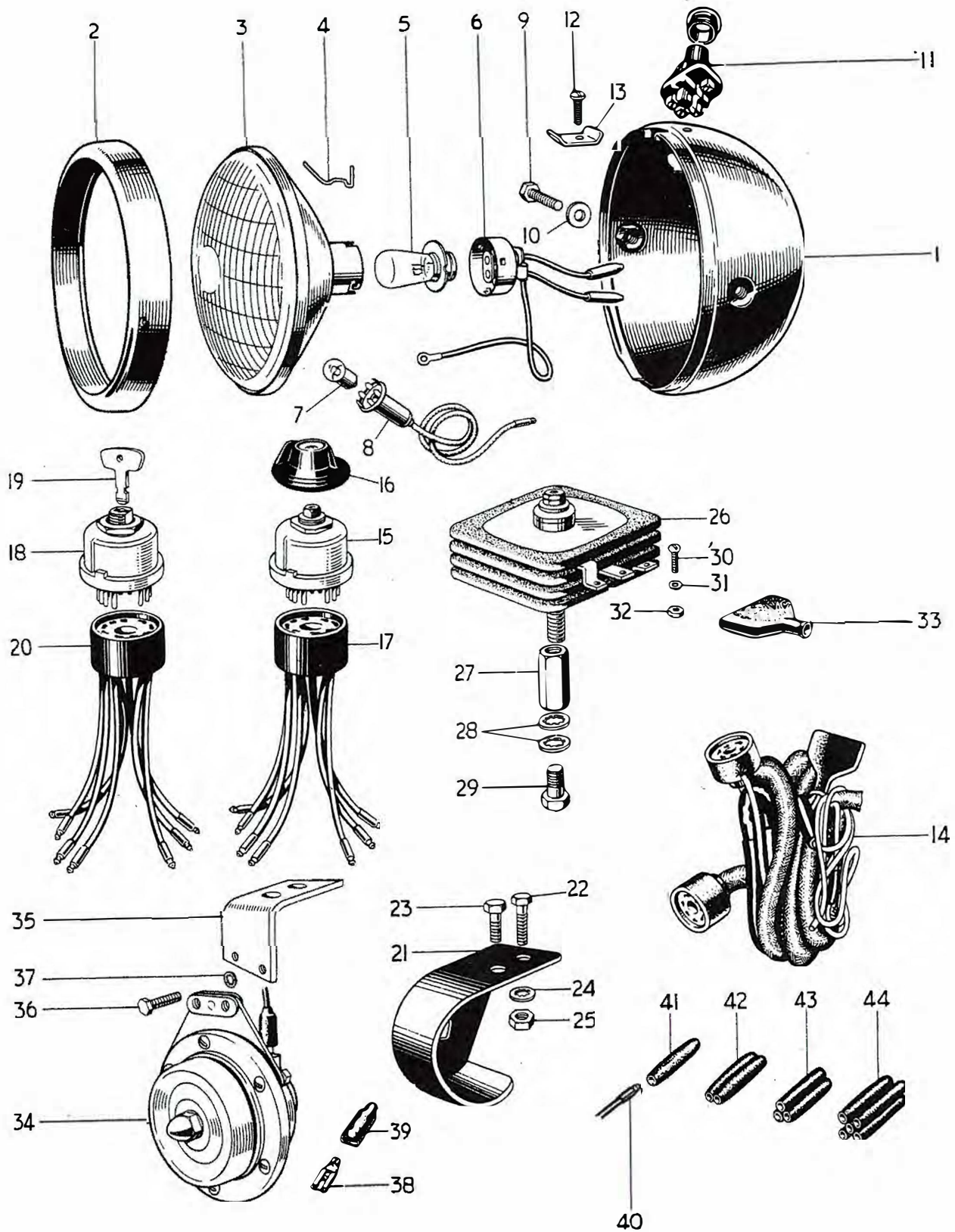


Fig. 28. T20SH ELECTRICAL EQUIPMENT.

T20SH ELECTRICAL EQUIPMENT

											T20SH
1	58935	HEADLAMP, TYPE MCH 66	1
2	534343	Rim	1
3	516828	Light unit	1
4	504665	Fixing wire	6
5	166	Bulb (24/24W. Pre-focus, vertical dip)	1
6	554602	Adaptor	1
7	988	Bulb (3W. M.C.C.)	1
8	554710	Pilot bulb holder	1
9	112201	Bolt	2
10	137499	Washer	2
11	31620	Dip switch	1
12	144921	Screw	1
13	534296	Plate	1
14	54931230	Wiring harness	1
15	34289	Lighting switch, type 88SA	1
16	54330934	Knob c/w screw	1
17	54930007	Replacement harness socket (lighting)	1
18	34427	IGNITION SWITCH c/w KEY, TYPE 88SA	1
19	54336176	Ignition key	1
20	54930008	Replacement harness socket (ignition)	1
21	F5143	Switch bracket	2
22	F1369	Bolt ($\frac{3}{8}$ in. U.H.)	1
23	D557	Bolt ($\frac{7}{16}$ in. U.H.)	3
24	E1612	Serrated washer	4
25	F879	Nuc	4
26	47132	Rectifier	1
27	F5144	Distance piece	1
28	E2287	Serrated washer	3
29	GS512	Bolt ($\frac{1}{2}$ in. U.H.)	1
30	F4813	Screw ($\frac{3}{16}$ in. U.H.)	3
31	F4844	Crinkle washer	3
32	H919	Nut	3
33	862566	Grommet	1
34	70163	Horn, type 8H	1
35	H1429	Horn bracket	1
36	F4771	Bolt ($\frac{1}{2}$ in. U.H.)	2
37	GS299	Serrated washer	2
38	54942078	Lucar connector	2
39	54190042	Insulating cover	2
40	900269	Snap connector terminal	As required
41	900288	Single snap connector	As required
42	850641	Double snap connector	As required
43	850844	Triple snap connector	As required
44	850832	Quintuple snap connector	As required



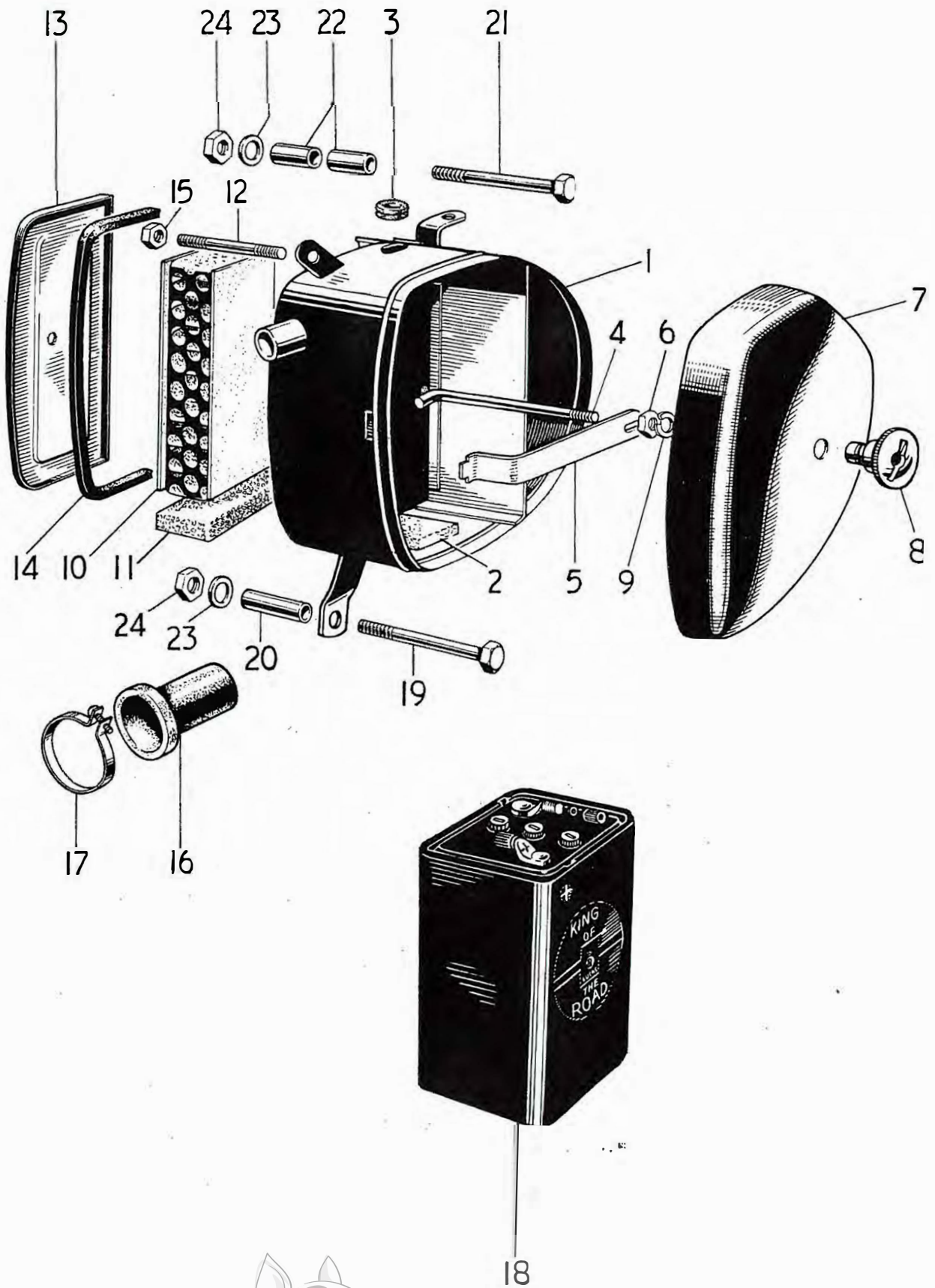


Fig. 29. T205H BATTERY CARRIER AND AIR FILTER.

T20SH BATTERY CARRIER AND AIR FILTER

											T20SH
1	F5139	BATTERY CASE, AIR FILTER AND TOOL BOX									1
2	F3470	Rubber pad	2
3	199002	Grommet	1
4	F3472	Hook bolt	1
5	F3473	Strap	1
6	F879	Nut	1
7	F3493	Lid c/w knob	1
8	F3474	Knob	1
9	F3475	Circlip	1
10	F5137	Air filter element	1
11	F5140	Rubber pad	1
12	F3656	Stud (1½ in. O.A.)	1
13	F5141	Lid	1
14	H251	Beading	1
15	H745	Nut	1
16	F5142	Air filter connector	1
17	F3859	Clip	1
18	408200	Battery, type PUZ5E/11	1
19	F2596	Bolt (1¾ in. U.H.)	1
20	F3477	Distance piece	1
21	F3468	Bolt (2-1/16 in. U.H.)	1
22	F3476	Distance piece	2
23	S25-3	Plain washer	2
24	S1-51	Nut	2







SUPPLEMENT TO
REPLACEMENT
PARTS
CATALOGUE No. 8

NEW SEASON'S MODELS

T20 — TIGER CUB

T20SS — SPORTS CUB

T20SH — ROAD SPORTS CUB

from Engine No. T20 88347 onwards

September 1962



NEW PARTS 1963 "A" RANGE

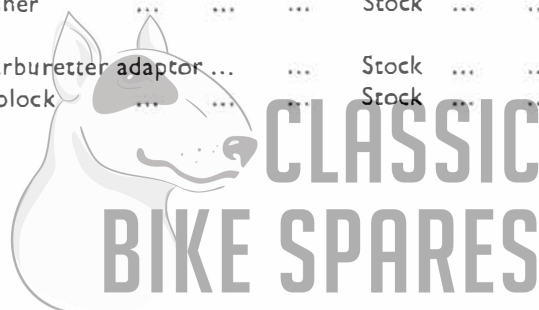
From Engine No. T20 88347.

							T20	T20S/S	T20S/H
Page 23									
25	E4698	Oil pump shaft	New	1	1	1
26	E4693	Oil pump shaft bush	Replaces E4190	1	1	1
29	E4869	Camshaft C/W peg	New	1	-	-
29	E4870	Camshaft C/W peg	New	-	1	1
Page 25									
1	E4087/4668	Crankcase	New	1	1	1
—	E4587	Blanking plug	New	1	1	1
—	E4593	Fibre washer	New	1	1	1
16	E4871	D/S cover joint washer	Replaces E4100	1	1	1
21	E4787	Timing side inner cover	New	1	1	1
22	E4666	Outer camshaft bush	New	1	1	1
—	E4172	Hollow dowel	Stock	2	2	2
—	E3220	Inner cover screw ($1\frac{1}{8}$ in. U.H.)	Stock	3	3	3
28	E4637	Timing side outer cover	New	1	1	1
29	E4872	T/S cover joint washer	New	1	1	1
—	H1466	Clutch cable access grommet	New	1	1	1
—	E4638	Outer cover screw ($\frac{5}{8}$ in. U.H.)	New	2	2	2
—	E4568	Oil seal	New	1	1	1
—	E4750	Grommet	New	1	1	1
—	F4715	Screw ($\frac{1}{32}$ in. U.H.)	Stock	2	2	2
—	F4571	Cover	New	1	1	1
—	GS299	Serrated washer	Stock	2	2	2
Page 27									
33	E4648	Inlet rocker cover	Replaces E3227	1	1	1
34	E4649	Exhaust rocker cover	Replaces E3228	1	1	1
Page 31									
—	E4703	Rod gear indicator	New	1	-	-
—	E4702	Gear indicator	New	1	-	-
—	E4193	"O" Ring	Stock	1	-	-
—	E4701	Sleeve nut	New	1	-	-
—	E4783	Cap	New	1	-	-
—	PT104B	Fibre washer	Stock	1	-	-
Page 37									
24	640-545-20	Adjustable rear suspension unit	New	A	A	A
45	F1245	Engine bolt ($1\frac{1}{8}$ in. U.H.)	was 1 off	2	-	2
Page 39									
37	F5215	Crankcase undershield...	Replaces F4258	-	1	1
Page 41									
1	H1535	Fork assembly	New	1	-	-



NEW PARTS 1963 "A" RANGE

								T20	T20S/S	T20S/H
Page 43										
1	H1446	Nacelle top unit	New	...	1	-	-
15	58975	Headlamp	Replaces 51519	...	1	-	-
26	34289	Lighting switch, type 88SA	Stock	...	1	-	-
30	54330934	Knob, C/W screw	Stock	...	1	-	-
26	34427	IGNITION SWITCH C/W KEY	Stock	...	1	-	-
27	54336178	Ignition switch cover	New	...	1	-	-
28	54336176	Ignition key	Stock	...	1	-	-
31	54330485	Switch bezel plate	New	...	2	-	-
32	54094418	Wiring harness	New	...	1	-	-
33	49072	Rectifier	New	...	1	-	-
34	F5338	Rectifier fixing nut	New	...	1	-	-
39	70178	Horn type 8H	New	...	1	-	-
40	F5359	Horn bracket	New	...	1	-	-
---	F4771	Horn bolt	Stock	...	2	-	-
---	G5299	Serrated washer	Stock	...	2	-	-
41	SSM2001/00	Speedometer 80 m.p.h.	New	...	1	-	-
41	SSM2001/03	Speedometer 140 k.p.h.	New	...	A	-	-
44	D490	Speedometer cable	New	...	1	-	-
---	F5404	Speedometer cable steady	New	...	1	-	-
---	F1369	Bolt ($\frac{3}{8}$ in. U.H.) Cable steady	Stock	...	1	-	-
---	S25-13	Plain washer, cable steady	Stock	...	1	-	-
---	S26-2	Spring washer, cable steady	Stock	...	1	-	-
---	F879	Nut, cable steady	Stock	...	1	-	-
Page 47										
12	54094433	Wiring harness	Replaces 54094090	...	-	1	-
19	SSM2001/00	Speedometer 80 m.p.h.	New	...	-	1	1
19	SSM2001/03	Speedometer 140 k.p.h.	New	...	-	A	A
---	H1468	Speedometer cover	New	...	-	1	1
23	D490	Speedometer cable	New	...	-	1	1
Page 53										
17	D489	Speedometer drive gearbox	New	...	1	-	-
17	D175	Speedometer drive gearbox	Stock	...	-	1	1
Page 55										
20	F5491	Oil tank	New	...	1	-	-
---	F5343	Oil tank drain plug	New	...	1	-	-
---	PT104B	Fibre washer	Stock	...	1	-	-
21	F5211	Oil tank	New	...	-	1	1
32	E4524	Rubber connector	New	...	-	2	2
33	E4519	Oil pipe and junction block	New	...	-	1	1
Page 61										
22	E4738	Exhaust pipe	Replaces E3257	...	1	-	1
---	E4737	Bracket	New	...	1	-	1
---	F929	Bolt, ($\frac{1}{2}$ in. U.H.)	Stock	...	1	-	1
---	S26-3	Spring washer	Stock	...	1	-	1
Page 71										
44	E3171	Stud for carburettor adaptor	Stock	...	2	-	-
---	E3254	Insulating block	Stock	...	1	-	-



NEW PARTS 1963 "A" RANGE

								T20	T20S/S	T20S/H
Page 73										
1	47604	Contact breaker	New	...	1	-	1
1	47603	Contact breaker	New	...	-	1	-
—	E1545	Contact breaker bolt (2 in. U.H.)	Stock	...	1	1	1
—	E4747	Pillar (bolt $\frac{1}{2}$ in. U.H.)	New	...	2	2	2
—	E2351	Plain washer	Stock	...	2	2	2
14	45149	Ignition coil, type 3 ET	Replaces 45112	...	-	1	-
—	F5396	Ignition coil mounting bracket	Additional	...	-	1	-
29	D455	Alternator cable grommet	Stock	...	1	1	1
Page 75										
14	54933224	Wiring harness	Replaces 54931230	...	-	-	1
—	F5431	Rectifier fixing nut	New	...	-	-	1
26	49072	Rectifier	New	...	-	-	1
34	70178	Horn, type 8H	New	...	-	-	1
35	F5359	Horn bracket	New	...	-	-	1
36	F4771	Horn bolt ($\frac{1}{2}$ in. U.H.)	Stock	...	-	-	2
37	GS299	Serrated washer	Stock	...	-	-	2

ALTERNATIVE 1963 'A' RANGE EQUIPMENT

For T20SS and T20SH Sports Models fitted with either tachometer, or speedometer and tachometer equipment.

								Tachometer only	Speedometer and tachometer
RN1102/02	Tachometer head	Stock	1	1
D492	Tachometer cable	New	1	1
D493	Tachometer cable spade	New	1	1
D494	Retaining washer	New	1	1
E4692	Adaptor for crankcase	New	1	1
E4699	Union	New	1	1
E4691	Spacer	New	1	1
E4690	Plug	New	1	1
E4803	'O' Ring	New	1	1
H1306	Tachometer top bracket	Stock	1	-
H1309	Tachometer bottom bracket	Stock	1	-
H1332	Tachometer and speedometer top bracket	Stock	-	1
H1334	Tachometer and speedometer bottom bracket	Stock	-	1
H1087	Rubber bush	Stock	2	2
E3801	Screw $1\frac{1}{8}$ in. U.H.	Stock	2	2
E1612	Serrated washer	Stock	2	2
F879	Nut	Stock	2	2
S26-13	Spring washer	Stock	2	2
31/1/7	Nut	Stock	1	2
SN3172/00	Speedometer head 80 m.p.h.	Stock	-	1
SN3153/18	Speedometer head 140 k.p.h.	Stock	-	A
D356	Speedometer cable	Stock	-	1
D175	Speedometer rear wheel drive box	Stock	-	1