



REPLACEMENT PARTS

CATALOGUE No. 1
(Interim Edition)

UNIT CONSTRUCTION 650 c.c. TWINS

6T THUNDERBIRD

TR6 TROPHY

T120 BONNEVILLE 120

From engine No. DU 101

TRIUMPH ENGINEERING COMPANY LIMITED
MERIDEN WORKS · ALLESLEY · COVENTRY · ENGLAND
TELEPHONE MERIDEN 331 TELEGRAMS "TRUSTY COVENTRY"



HOW TO USE THIS PARTS CATALOGUE

First check that the engine number of your machine is subsequent to that quoted on the title page.

Next consult the index on Page 5 for the parts or group of parts which you wish to locate. When you have located the parts make sure from the end columns that the part you have located does apply to your machine.

List the quantities required as single units; do not ask for "2 pairs" or "3 dozen".

In case of painted items always state the colour required. Painted parts are available only in the colours or alternatives specified for that model of that particular year.

<i>Colour</i>					<i>Suffix Letter to Part No.</i>
BLACK	W
SILVER	V
REGAL PURPLE/SILVER	PV
ALASKAN WHITE	AW

N.B. Regal Purple is a flamboyant finish applied over Silver Sheen.

Paint is available also in all colours in $\frac{1}{4}$ pint or 1 gallon tins.

This list is fully up-to-date as of February 4th, 1963 and machines prior to that date may vary in minor details. In all cases the parts listed herein will supersede any earlier parts on these machines. The layout of the following pages is similar to the No. 16 Parts Catalogue which may be useful for reference in case of doubt.



TRIUMPH GUARANTEE

1. In this Guarantee the word "machine" refers to the motor cycle, scooter, motor cycle combination or sidecar as the case may be, purchased by the Purchaser.
2. In order to obtain the benefit of this Guarantee, the Purchaser must have correctly completed the registration form and returned it to us within fourteen days of the purchase.
3. We will supply, free of charge, a new part in exchange for, or, if we consider repair sufficient, will repair free of charge any part proved within six months of the date of purchase of any new machine, (three months overseas) or within three months of its renewal or repair in the case of a part already renewed or repaired, to be defective by reason of our faulty workmanship or materials. We do not undertake to bear the cost of fitting such new or repaired part or accessory.
4. Any part considered to be defective must be sent to our Works, carriage paid, accompanied by the following information:—
 - (a) Name of purchaser and his address;
 - (b) Date of purchase of machine;
 - (c) Name of dealer from whom the purchase was made;
 - (d) Engine number and model.
5. This Guarantee shall not extend to defects or damage appearing after misuse, neglect, abnormal stress or strain, or the incorporation or affixing of unsuitable attachments or parts and in particular:—
 - (a) Hiring out;
 - (b) Racing and Competitions;
 - (c) Adaptation or alteration of any part or parts after leaving our Works;
 - (d) The attaching of a sidecar in a manner not approved by us or to an unsuitable motor cycle.

This Guarantee shall not extend to machines whose trade mark, name or manufacturing number has been altered or removed, or in which has been used any part not supplied or approved by us, or to tyres, saddles, chains, speedometers, revolution counters and electrical equipment or to parts supplied to the order of the Purchaser and different from our standard specification.
6. Our liability and that of our dealer who sells the machine, shall be limited to that set out in this guarantee, and no other claims including claims for consequential damage or injury to person or property, shall be admissible. All other conditions and warranties statutory or otherwise and whether express or implied are hereby excluded and no guarantee other than that expressly herein contained applies to the machine to which this Guarantee relates or any accessory or part thereof.
7. We reserve the right to modify or deviate from the Published Specification without notice.

REPAIRS GUARANTEE

1. Whilst the highest standard of workmanship and materials is aimed at, we cannot accept liability for any defects appearing more than three months after the machine, assembly or component has left our Works after being repaired.
2. We will repair or replace at our option free of charge any defective work, materials or parts relating to the repairs carried out by us appearing within that time but shall not be under any further or other liability for any other loss or damage whether direct or consequential and our liability shall be limited to the cost of so making good. We do not undertake to bear the cost of fitting any replacement or repaired part.
3. We do not accept liability in respect of parts of proprietary manufacture, e.g. tyres, saddles, chains, speedometers, revolution counters and electrical equipment which may be used by us in effecting a repair. All other conditions and warranties statutory or otherwise express or implied are hereby excluded.



TRIUMPH SPARES

HOW TO ORDER. Every part is indicated by a number, and this should be quoted together with the description. In order to assist customers, dimensions have been given in many cases where parts are similar. Parts where possible have been listed in order of assembly and a number of the illustrations show the assembly order also. With these aids, there should be no difficulty in identifying the parts you require.

ALWAYS HEAD YOUR ORDER WITH THE ENGINE NUMBER, STAMPED ON THE LEFT SIDE OF THE ENGINE JUST BELOW THE CYLINDER, TOGETHER WITH THE PREFIX LETTERS.

WHERE TO OBTAIN. Triumph Spare Parts can only be obtained from an authorised Triumph Dealer, and we recommend our customers to place their orders with the Triumph Dealer in their district. When parts not usually asked for are required, and for which the Dealer may have to write or obtain specially, the postage or carriage incurred becomes payable.

TRIUMPH SPARES ARE NOT SUPPLIED TO PRIVATE OWNERS DIRECT FROM THE FACTORY. A LIST OF AUTHORISED DEALERS WHO STOCK TRIUMPH SPARES IS AVAILABLE ON REQUEST. IF DIFFICULTY IS EXPERIENCED IN OBTAINING THE REQUIRED PARTS, THE MATTER SHOULD BE TAKEN UP DIRECTLY WITH THE TRIUMPH SPARES DEPARTMENT.

Customers are warned against the risk incurred by purchasing parts that are not of genuine Triumph manufacture. This risk is eliminated if parts are ordered as instructed from recognised Dealers.

PATTERNS AND PARTS FOR REPAIR. It is not necessary to send patterns if the part number is quoted. The sending of patterns often delays the order as parcel post or rail takes longer than letter post.

Parts sent to Coventry for repair, replacement, or as patterns should bear the sender's Name and Address and clear instructions should accompany the parts. In your own interest send a copy of the advice note under separate cover. All parts must be forwarded carriage paid and care should be taken to ensure that all remittances are sent separately and not enclosed with the parts. Fragile units such as cylinders, etc., should always be boxed to avoid damage in transit. Complete machines should have all fittings such as windscreens, driving mirrors, tools, etc., removed by the sender before despatch, as it is impossible for us to accept responsibility in the event of loss in transit. We are always pleased to give estimates for overhauling and repairs, but should an estimate not be accepted, a charge will be made covering cost of dismantling and re-assembling, if carried out.

Communications relating to Parts should be addressed to the SPARES DEPARTMENT and for repairs, guarantee claims and technical advice to the SERVICE DEPARTMENT, Triumph Engineering Co. Ltd., Meriden Works, Allesley, Coventry. In order to facilitate quick reference, the quoting of any number, invoice number or reference from previous communications is essential. Accessories not of our manufacture should be sent direct to the actual makers, whose Name and Addresses appear below.

PROPRIETARY GROUP

Ancillary equipment which is fitted to our motor cycles is of the highest quality and is guaranteed by the manufacturers and not by ourselves. Any repairs or claims should be directed to the actual makers or their local agents who will always give owners every possible assistance. The following are the addresses of the various manufacturers:—

CARBURETTERS.

Messrs. Amal Ltd.,
Holdford Road,
Witton,
Birmingham, 6.

CHAINS.

Renold Chains Ltd.,
Wythenshawe,
Manchester.

ELECTRICAL EQUIPMENT.

Messrs. J. Lucas Ltd.,
Gt. Hampton Street,
Birmingham, 18.

TYRES.

Dunlop Rubber Co. Ltd.,
Fort Dunlop,
Birmingham, 24.

The Avon India Rubber Co. Ltd.,
Melksham,
Wilts.

SPARKING PLUGS.

Champion Sparking Plug Co. Ltd.,
Feltham,
Middlesex.

K.L.G. Sparking Plugs Ltd.,

Cricklewood Works,
London, N.W.2.

Lodge Plugs Ltd.,

Rugby,
Warwickshire.

SPEEDOMETERS.

Messrs. Smiths Motor Accessories Ltd.,
Cricklewood Works,
London, N.W.2.

SUSPENSION UNITS.


Messrs. Girling Ltd.,
Kings Road,
Tyseley,
Birmingham, 11.



**CLASSIC
BIKE SPARES**

INDEX

Title	Page No.
CRANKSHAFT AND CONNECTING RODS	6
CRANKCASE	7
OIL PUMP, RELEASE VALVE, AND MANIFOLD	8
CYLINDER BLOCK AND HEAD, 6T AND TR6	9
CYLINDER BLOCK AND HEAD, T120	10
TIMING COVER, CONTACT BREAKER AND COILS	11
GEARBOX INNER COVER AND SELECTORS	12
GEARBOX SHAFT AND GEARS	13
GEARBOX OUTER COVER	14
CLUTCH	15
CHAINCASE AND CHAINS	16
FRAME	17
SWINGING FORK AND SUSPENSION UNITS	18
ENGINE UNIT FITTINGS	19
EXHAUST PIPES AND SILENCERS	20
TELESCOPIC FRONT FORK 6T	21
NACELLE HEADLAMP AND SWITCHES	22
TELESCOPIC FRONT FORK TR6	23
TELESCOPIC FRONT FORK T120	24
FRONT WHEEL	25
REAR WHEEL	26
Q.D. REAR WHEEL	27
PETROL TANKS	28
OIL TANKS	29
BATTERY CARRIER AND AIR FILTER	30
PANELS AND TWINSEAT	31
MUDGUARDS	32
HANDLEBARS	33
CONTROL CABLES AND AMERICAN HANDLEBARS	34
TOOLKIT, ETC.	35
AMAL CARBURETTER	36
HEADLAMP	37
SPEEDOMETER AND TAIL LAMP	38
TACHOMETER	39



CRANKSHAFT AND CONNECTING RODS

							6T	TR6	T120
1	E4642	CRANKSHAFT AND FLYWHEEL ASSEMBLY	1	1	1
2	E4643	CRANKSHAFT C/W. OIL TUBE	1	1	1
3	E3903	Oil tube	1	1	1
4	E3905	Screwed plug	1	1	1
5	E4479	Flywheel	1	1	1
6	E3907	Flywheel bolt	3	3	3
7	E3114	Crankshaft stud (1 $\frac{3}{16}$ " O.A.)	1	1	1
8	E3606	CONNECTING ROD	2	-	-
9	E3606T	CONNECTING ROD	-	2	2
9	E1511	Small end bush	2	2	2
10	E2490A	Connecting rod bolt	4	4	4
11	E2922	Self locking nut	4	4	4
12	E3586	Big end bearing	4	4	4
13	CP159	PISTON COMPLETE 7-5:1 C.R.	2	-	-
14	CP157	PISTON COMPLETE 8-5:1 C.R.	-	2	2
14	E3049	Taper compression ring	4	4	4
15	E2898	Oil control ring	2	2	2
16	WE203E	Gudgeon pin	2	2	2
17	WE479	Circlip	4	4	4
18	E1591	Main bearing	2	2	2
19	E3876	Oil seal	1	1	1
20	E4572	Engine sprocket, 29 teeth duplex	1	1	1
21	E4573	Distance piece	1	1	1
22	E3974	Rotor key	1	1	1
23	54213901	Rotor, type RM19	1	1	1
24	E3975	Tab washer	1	1	1
25	E3977	Nut	1	1	1
26	E3300	Clamping washer	1	1	1
27	E1580	Key	1	1	1
28	E4564	Timing pinion	1	1	1
29	E4565	Nut	1	1	1
30	E4566	INTERMEDIATE WHEEL	1	1	1
31	E400	Intermediate wheel bush...	1	1	1
32	E4562	Camshaft wheel...	2	2	2
33	E1558	Camshaft key	2	2	2
34	E1463	Inlet camshaft nut	1	1	1
35	E4563	Exhaust camshaft nut	1	1	1
36	E4818	Inlet camshaft	1	-	-
37	E4819	Inlet camshaft	-	1	1
37	E4848	Exhaust camshaft	1	-	-
38	E4855	Exhaust camshaft	-	1	1
38	E2254	Rotary breather valve	1	1	1
39	E2256	Breather valve spring	1	1	1



CRANKCASE

									6T	TR6	T120
1	E4533/4	CRANKCASE	1	1	1
2	E3714	Hollow Dowel	1	1	1
3	E3859	Screw ($\frac{21}{32}$ in. U.H.)	2	2	2
4	E4542	Stud ($4\frac{1}{2}$ in. A.O.)	2	2	2
5	S25-2	Plain washer	2	2	2
6	P0172A	Nut	2	2	2
7	GS87	Breacher disc	1	1	1
8	E2724	Breacher pipe	1	1	1
9	E2260	Inlet camshaft bush	1	1	1
10	E1516	Exhaust camshaft bush	1	1	1
11	E1479	Camshaft bush	2	2	2
12	E4744	Chain oiler tube	1	1	1
13	E3885	Chain oiler jet	1	1	1
13	H689	Blanking screw	A	A	A
14	E4539	Oilway plug	1	1	1
15	GS439	Fibre washer	1	1	1
16	E4706	Tachometer drive plug	1	1	1
17	T1257	Fibre washer	1	1	1
18	E4167	Chain tensioner abutment	1	1	1
19	E375	Intermediate wheel spindle	1	1	1
20	E3719	Oil pipe stud ($1\frac{1}{2}$ in. O.A.)	1	1	1
21	E672	Cylinder stud ($1\frac{5}{8}$ in. O.A.)	6	6	6
22	E3523	Cylinder stud ($1\frac{5}{8}$ in. O.A.)	2	2	2
23	E1534A	Hollow dowel	2	2	2
24	E4541	Bolt ($2\frac{1}{2}$ in. U.H.)	1	1	1
25	E4540	Bolt ($1\frac{3}{4}$ in. U.H.)	1	1	1
26	E4098	Bolt ($1\frac{3}{4}$ in. U.H.)	1	1	1
27	E4856	Stud ($5\frac{1}{8}$ in. O.A.)	1	1	1
28	E2888	Stud ($3\frac{7}{8}$ in. O.A.)	3	3	3
29	S25-3	Plain washer	11	11	11
30	S1-51	Nut	8	8	8
31	E4543	Crankcase filter	1	1	1
32	E3309	'O' ring	1	1	1
33	GS471	Fibre washer	1	1	1
34	E3078	Breather extension pipe	1	1	1
35	T1112	Drain plug (with level tube)	1	1	1
36	T1257	Fibre washer	1	1	1
37	T361	Level plug	1	1	1
38	WE170	Fibre washer	1	1	1
39	E4922	Drain and adjuster plug	1	1	1
40	T1738	Fibre washer	1	1	1
41	E4579	Blanking plug	1	1	1
42	T714	Fibre washer	1	1	1
43	E732	Filler plug	2	2	2
44	NE507	Fibre washer	2	2	2




OIL PUMP AND RELEASE VALVE AND MANIFOLD

										6T	TR6	T120
1	E3878	OIL PUMP	1	1	1
2	E3731	Pump body...	1	1	1
3	GS153	Feed plunger	1	1	1
4	E1476	Scavenge plunger	1	1	1
5	E495	Drive block	1	1	1
6	S70-7	Valve ball	2	2	2
7	E403	Valve spring	2	2	2
8	E2360	Screwed plug	2	2	2
9	E3730	Joint washer	1	1	1
10	E3718	Oil pump stud (1 $\frac{5}{16}$ in. O.A.)	2	2	2
11	E3887	Serrated washer	2	2	2
12	E3732	Nut	2	2	2
13	E4191	OIL RELEASE VALVE AND INDICATOR	1	1	1
14	E2794	Valve body	1	1	1
15	GS251	Piston	1	1	1
16	E4192	Cap	1	1	1
17	E4193	Sealing ring	1	1	1
18	E4194	Cup	1	1	1
19	GS254	Fibre washer	1	1	1
20	E2788	Main spring	1	1	1
21	E2789	Auxiliary spring	1	1	1
22	E2791	Button and shaft	1	1	1
23	E2793	Sealing rubber	1	1	1
24	E2792	Shaft nut	1	1	1
25	E1670	Fibre washer	1	1	1
26	E2973	Stud (1 $\frac{5}{16}$ in. O.A.)	4	4	-
27	E3334	Joint washer	2	2	-
28	E3304	Inlet manifold	1	1	-
29	S25-13	Plain washer	4	4	-
30	W103	Nut	4	4	-
31	E2962	Stud (1 $\frac{7}{32}$ in. O.A.)	2	2	-
32	NA43A	Joint washer	1	1	-
33	E2968	Insulating block	1	1	-
34	S25-3	Plain washer	2	2	-
35	S1-51	Nut	2	2	-



CYLINDER BLOCK AND HEAD 6T & TR6

										6T	TR6
1	E2894	Cylinder base washer	1	1
2	E4546	Cylinder block	1	1
3	W76	Inner cylinder base nut	4	4
4	P0172A	Outer cylinder base nut	4	4
5	E1477	Tappet guide block	2	2
6	H200	Tappet block screw	2	2
7	E1612	Serrated washer	2	2
8	E3059	Tappet	4	4
9	E4552	CYLINDER HEAD c/w GUIDES	1	1
10	E2899	Inlet valve guide	2	2
11	E2900	Exhaust valve guide	2	2
12	E3583	Exhaust pipe adaptor	2	2
13	E3310	Inlet valve	2	2
14	E3927	Exhaust valve	2	2
15	E5008	Bottom cup	4	-
15	E1544	Bottom cup	-	4
16	E4221	Inner valve spring (red spot)	4	-
17	E4222	Outer valve spring (red spot)	4	-
16	E3001	Inner valve spring (white spot)	-	4
17	E3002	Outer valve spring (white spot)	-	4
18	E1543	Top collar	4	4
19	WE295A	Split cotter	8	8
20	E327	Cylinder head bolt (3 $\frac{3}{8}$ in. U.H.)	4	4
21	F2184	Plain washer	8	8
22	E4771	Bolt (3 in. U.H.)	1	1
23	S25-3	Plain washer	1	1
24	E4547	Cylinder head gasket	1	1
25	E4550	Inlet rocker box	1	1
26	E4551	Exhaust rocker box	1	1
27	E4549	Joint washer	2	2
28	E2980	Rocker box stud (1 $\frac{1}{2}$ in. O.A.)	6	6
29	F879	Rocker box nut...	6	6
30	E3302	Plain washer	6	6
31	E2982	Rocker box bolt (2 $\frac{5}{32}$ in. U.H.)	4	4
32	S25-13	Plain washer	4	4
33	E1596	Cylinder head bolt (for torque stay)	4	4
34	E4610	Inspection cap	4	4
35	E3751	Joint washer	4	4
36	E4609	Locking spring	4	4
37	WE170	Fibre washer	4	4
38	DS57	Boit (1 $\frac{7}{8}$ in. U.H.)	4	4
39	E1457	ROCKER (right exhaust, left inlet)	2	2
40	E1458	ROCKER (left exhaust, right inlet)	2	2
41	E1483	Rocker ball pin	4	4
42	E1513	Rocker adjusting pin	4	4
43	E470	Adjuster lock nut	4	4
44	E1330	Thrust washer, $\frac{3}{8}$ in.	2	2
45	E1575	Thrust washer, $\frac{1}{2}$ in.	6	6
46	E1574	Spring washer	4	4
47	E1512	Rocker spindle	2	2
48	E3253	Sealing rubber	2	2
49	E2620	Push rod	2	2
50	E3646	Cover tube	2	2
51	E1496	Bottom joint washer	2	2
52	E3547	Top joint washer	2	2



		CYLINDER BLOCK AND HEAD, T120										T120
1	E2894	Cylinder base washer	1
2	E4546	Cylinder block	1
3	W76	Inner cylinder base nut	4
4	P0172A	Outer cylinder base nut	4
5	E1477	Tappet guide block	2
6	H200	Tappet block screw	2
7	E1612	Serrated washer	2
8	E3059	Tappet	4
9	E4928	CYLINDER HEAD c/w GUIDES	1
10	E3827	Inlet valve guide	2
11	E3828	Exhaust valve guide	2
12	E3940	Carburettor adaptor	2
13	E3847	Adaptor locking nut	2
14	E3583	Exhaust pipe adaptor	2
15	E3310	Inlet valve	2
16	E3927	Exhaust valve	2
17	E1544	Bottom cup	4
18	E3001	Inner valve spring	4
19	E3002	Outer valve spring	4
20	E1543	Top collar	4
21	WE259A	Split cotter	8
22	E327	Cylinder head bolt (3 $\frac{3}{8}$ in. U.H.)	4
23	F2184	Plain washer	8
24	E4771	Bolt (3 in. U.H.)	1
25	S25-3	Plain washer	1
26	E4547	Cylinder head gasket	1
27	E4550	Inlet rocker box	1
28	E4551	Exhaust rocker box	1
29	E4549	Joint washer	2
30	E2980	Rocker box stud ($\frac{15}{16}$ in. O.A.)	6
31	F879	Rocker box nut...	6
32	E3302	Plain washer	6
33	E2982	Rocker box bolt (2 $\frac{5}{32}$ in. U.H.)	4
34	S25-13	Plain washer	4
35	E1596	Cylinder head bolt (for torque stay)	2
36	E4610	Inspection cap	4
37	E3751	Joint washer	4
38	E4609	Locking spring	4
39	WE170	Fibre washer	4
40	DS57	Bolt ($\frac{7}{8}$ in. U.H.)	4
41	E1457	ROCKER (right exhaust, left inlet)	2
42	E1458	ROCKER (left exhaust, right inlet)	2
43	E1483	Rocker ball pin	4
44	E1513	Rocker adjusting pin	4
45	E470	Adjuster lock nut	4
46	E1330	Thrust washer, $\frac{3}{8}$ in.	2
47	E1575	Thrust washer, $\frac{1}{2}$ in.	6
48	E1574	Spring washer	4
49	E1512	Rocker spindle	2
50	E3253	Sealing rubber	2
51	E2620	Push rod	4
52	E3646	Cover tube	2
53	E1496	Bottom joint washer	2
54	E3547	Top joint washer	2

TIMING COVER, CONTACT BREAKER AND COILS

										6T	TR6	T120
1	E4567	Timing cover	1	1	1
2	E4016	Patent plate	1	1	1
3	D208-5	Hammer-drive screw	3	3	3
4	E4568	Oil seal	2	2	2
5	E4569	Circlip	1	1	1
6	E2615	Timing cover plug	1	1	1
7	E1335	Copper washer	1	1	1
8	T989	Hollow dowel	2	2	2
9	E3668	Screw (1 $\frac{5}{16}$ in. U.H.)	3	3	3
10	E3204	Screw (1 in. U.H.)	5	5	5
11	47605	CONTACT BREAKER, type 4CA	1	1	1
12	425377	Condenser	2	2	2
13	54415803	Contact set	2	2	2
14	E1545	Bolt (2 in. U.H.)	1	1	1
15	S25-43	Plain washer	1	1	1
16	E4707	Rubber grommet	1	1	1
17	E4747	Pillar bolt	2	2	2
18	E2351	Plain washer	2	2	2
19	E4571	Cover	1	1	1
20	E5049	Joint washer	1	1	1
21	GS299	Serrated washer	2	2	2
22	F4715	Screw ($\frac{1}{32}$ in. U.H.)	2	2	2
23	45152	IGNITION COIL, type MA6	2	2	2
24	54190103	Lucar adaptor clip	4	4	4
25	421554	Rubber grommet	2	2	2
26	421863	Cable clip	2	2	2
27	100104	Clip screw	2	2	2
28	169160	Square nut	2	2	2
29	422369	"D" washer	4	4	4
30	54942078	Lucar connector	4	4	4
31	54190042	Insulating cover...	4	4	4
32	F4744	Bolt (1 $\frac{5}{16}$ in. U.H.)	2	2	2
33	F5466	Rubber grommet	2	2	2
34	F4366	Distance piece	4	4	4
35	E3290	Self locking nut	2	2	2
36	—	Sparking plug Champion N4,KLGFE 100 or Lodge HLN	2	2	2
37	D297	Plug cover and suppressor	2	2	2
37	D262	Plug cover	A	A	A



GEARBOX INNER COVER AND SELECTORS

										6T	TR6	T120
1	E4535	Stud (3 in. O.A.)	2	2	2
2	T989	Hollow dowel	2	2	2
3	T500	Gear selector camplate	1	1	1
4	T44	Camplate index plunger	1	1	1
5	T373	Index plunger spring	1	1	1
6	T372	Index plunger holder	1	1	1
7	T260B	Mainshaft selector fork	1	1	1
8	T913	Layshaft selector fork	1	1	1
9	NT261	Selector fork roller	2	2	2
10	T291	Selector fork rod	1	1	1
11	T1606	Layshaft bearing	1	1	1
12	T1607	Thrust washer	2	2	2
13	T1703	GEARBOX INNER COVER	1	1	1
14	T1614	Layshaft bearing	1	1	1
15	T412	Gearchange spindle bush...	1	1	1
16	T45	Kickstarter stop	1	1	1
17	T397	Camplate operating quadrant...	1	1	1
18	T399	Quadrant spindle	1	1	1
19	$\frac{5}{64}$ in. x $1\frac{1}{2}$ in.	Split pin	2	2	2
20	T1778	Bolt ($1\frac{1}{8}$ in. U.H.)	1	1	1
21	E3446	Plain washer	1	1	1
22	E3204	Screw (1 in. U.H.)	1	1	1
23	T1779	Socket screw ($1\frac{3}{4}$ in. U.H.)	1	1	1
24	E3728	Countersunk screw ($\frac{1}{32}$ in. U.H.)	1	1	1



GEARBOX SHAFTS AND GEARS

								6T	TR6	T120
1	T914	MAINSHAFT c/w LOW GEAR (16T)	1	1	1
2	PT108B	Clutch rod bush	1	1	1
3	T1382	MAINSHAFT HIGH GEAR (26T)	1	1	1
4	T1370	High gear bush	1	1	1
5	T917	Mainshaft third gear (24T)	1	1	1
6	T916	Mainshaft second gear (20T)	1	1	1
7	T926	LAYSHAFT LOW GEAR (30T)	1	1	1
8	T928	Low gear bush	1	1	1
9	T1065	Layshaft second gear (26T)	1	1	1
10	T930	Layshaft third gear (22T)	1	1	1
11	T1843	Layshaft c/w high gear (20T)	1	1	1
12	T1744	Speedometer pinion, solo (10T)	1	1	1
12	T1747	Speedometer pinion, sidecar (9T)	A	A	A
13	T925	Securing pin	1	1	1
14	T1745	Speedometer gear, solo (15T)	1	1	1
14	T1748	Speedometer gear, sidecar (15T)	A	A	A
15	T825	Thrust washer	1	1	1
16	T933	Speedometer drive bush	1	1	1
17	T948	Rubber sealing ring	1	1	1
18	T448	High gear bearing	1	1	1
19	T489	Circlip	1	1	1
20	T946	Oil seal	1	1	1
21	T1749	Gearbox sprocket (20 teeth) solo	1	-	-
21	T1715	Gearbox sprocket (19 teeth) solo	-	1	1
21	T1815	Gearbox sprocket (18 teeth) side-car	A	-	-
21	T1816	Gearbox sprocket (17 teeth) side-car	-	A	A
22	T440	Gearbox sprocket nut	1	1	1
23	S35-7	Mainshaft bearing	1	1	1
24	T280	Circlip	1	1	1
25	T1338	Pinion sleeve	1	1	1
26	T1250	Pinion spring	1	1	1
27	T730	Kickstarter pinion	1	1	1
28	T731	Kickstarter ratchet	1	1	1
29	T732	Tab washer	1	1	1
30	NT297	Nut	1	1	1
31	T1736	Clutch operating rod	1	1	1



GEARBOX OUTER COVER

								6T	TR6	T120
1	T1705	GEARBOX OUTER COVER	1	1	1
2	T57	Gearchange spindle bush...	1	1	1
3	T23	Kickstarter spindle bush	1	1	1
4	T47	Kickstarter spring anchor pin	1	1	1
5	T454	Guide plate stud ($\frac{7}{8}$ in. O.A.)	4	4	4
6	T408/9	Gearchange quadrant	1	1	1
7	E3309	Rubber "O" ring	1	1	1
8	T404	Quadrant return spring	2	2	2
9	T406	Gearchange quadrant plunger	2	2	2
10	T405	Plunger spring	2	2	2
11	T407	Guide plate	1	1	1
12	E1612	Serrated washer	4	4	4
13	F879	Nut	4	4	4
14	T25A	Kickstarter quadrant	1	1	1
15	T31	Kickstarter return spring	1	1	1
16	T24A	Kickstarter axle	1	1	1
17	T1708	Clutch lever	1	1	1
18	T1710	Lever shaft	1	1	1
19	T1771	Ball, $\frac{3}{8}$ in. diam.	3	3	3
20	T1711	Thrust plate	1	1	1
21	T1712	Return spring	1	1	1
22	GS127	Plain washer	1	1	1
23	$\frac{5}{32}$ in. x $\frac{1}{2}$ in.	Split pin	1	1	1
24	T1713	Countersunk screw ($\frac{3}{8}$ in. O.A.)	2	2	2
25	T1714	Spoke	1	1	1
26	T1643	Connector	1	1	1
27	T1644	Abutment	1	1	1
28	T1645	Adaptor	1	1	1
29	T1646	Rubber cover	1	1	1
30	S25-3	Plain washer	2	2	2
31	S1-51	Nut	1	1	1
32	E3802	Screw (2 $\frac{3}{4}$ in. U.H.)	2	2	2
33	E3668	Screw (1 $\frac{5}{8}$ in. U.H.)	2	2	2
34	E3204	Screw (1 in. U.H.)	1	1	1
35	T1750	Gearchange pedal	1	1	1
36	W932	Bolt (1 in. U.H.)	1	1	1
37	T449	Pedal rubber	1	1	1
38	T1512	Rubber sleeve	1	1	1
39	T1270	FOLDING KICKSTARTER	1	1	1
40	T1271	Kickstarter lever	1	1	1
41	T1272	Kickstarter pedal	1	1	1
42	T1167	Pedal locating spring	1	1	1
43	S70-3	Steel ball, $\frac{1}{4}$ in. diam.	1	1	1
44	T1273	Pedal bolt	1	1	1
45	F1814	Pedal rubber	1	1	1
46	T1222	Cotter pin c/w nut and washer	1	1	1
47	H1531	Domed nut	1	1	1



CLUTCH

									6T	TR6	T120
1	T1716	CLUTCH COMPLETE	1	1	1
2	T1734	Hub	1	1	1
3	T1735	Thrust washer	1	1	1
4	T394	Roller	20	20	20
5	T1570	Sprocket and housing (58 teeth Duplex)	1	1	1
6	T1719	Centre	1	1	1
7	T1720	Inner plate	1	1	1
8	T1040	Countersunk screw (0.417 in. U.H.)	6	6	6
9	T1721	Shock absorber spider	1	1	1
10	T1722	Drive rubber (large)	3	3	3
11	T1723	Rebound rubber (small)	3	3	3
12	T1724	Outer plate	1	1	1
13	T423A	Screwed pin (1 $\frac{3}{32}$ in. U.H.)	3	3	3
14	T1362	Driving plate (bonded)	6	6	6
15	T1363	Driven plate	6	6	6
16	T1725	Pressure plate	1	1	1
17	T1256	Adjuster pin	1	1	1
18	GS662	Nut	1	1	1
19	T998	Spring cup	3	3	3
20	T1769	Spring	3	3	3
21	T427	Brass nut	3	3	3
22	S66-1	Key	1	1	1
23	T1045	Cupped washer	1	1	1
24	T1046	Tab washer	1	1	1
25	T1047	Clutch securing nut	1	1	1



CHAINCASE AND CHAINS

									6T	TR6	T120
1	E4704	Primary chain oiler tube	1	1	1
2	E4705	Clip	1	1	1
3	S26-2	Spring washer	1	1	1
4	DS57	Bolt ($\frac{7}{16}$ in. U.H.)	2	2	2
5	D481	Rear chain, $\frac{5}{8}$ in. x $\frac{3}{8}$ in. x 103 links	1	1	1
6	E3832	Joint washer	1	1	1
7	E4577	Cover plate	1	1	1
8	E4578	Oil seal	1	1	1
9	E3821	Countersunk screw ($\frac{5}{16}$ in. U.H.)	6	6	6
10	E4147	Chain tensioner abutment	1	1	1
11	E4149	Chain tensioner blade	1	1	1
12	E4152	Tie rod	1	1	1
13	E4145	Trunnion	1	1	1
14	E4153	Adjuster sleeve nut	1	1	1
15	D477	Primary chain, $\frac{3}{8}$ in. Duplex x 84 links	1	1	1
16	E4536	Stator stud	2	2	2
17	E4537	Stator stud	1	1	1
18	47164	Stator, RM 19	1	1	1
19	E4143	Sleeve nut	1	1	1
20	E4144	Rubber grommet	1	1	1
21	S25-3	Plain washer	5	5	5
22	S1-51	Nut	3	3	3
23	T1770	Joint washer	1	1	1
24	T1727	Chaincase	1	1	1
25	WE170	Fibre washer	1	1	1
26	E4922	Drain and adjuster plug	1	1	1
27	T1738	Fibre washer	1	1	1
28	E732	Filler plug	1	1	1
29	NE507	Fibre washer	1	1	1
30	E4806	Screw ($\frac{3}{32}$ in. U.H.)	2	2	2
31	E3204	Screw (1 in. U.H.)	6	6	6
32	H1531	Domed nut	2	2	2



FRAME

										6T	TR6	T120
1	F5448	Front frame	1	1	1
2	H111	Steering race cup	2	2	2
3	S70-3	Steel ball ($\frac{1}{4}$ in. diam.)	40	40	40
4	H1018	Top cone and dust cover	1	1	1
5	NW100	Grease nipple	1	1	1
6	WE170	Fibre washer	1	1	1
7	F5345	Centre stand (3.50 rear tyre)...	1	-	1
7	F5530	Centre stand (4.00 rear tyre)...	-	1	-
8	F5350	Extension arm	1	1	1
9	T1222	Cotter pin c/w nut and washer	1	1	1
10	T449	Pedal rubber	1	1	1
11	F5678	Pivot bolt	2	2	2
12	F5679	Plain washer	2	2	2
13	F2725	Nut	2	2	2
14	F4671	Return spring	1	1	1
15	F4388	PROP STAND COMPLETE (3.50 rear tyre)	1	-	1
15	F4712	PROP STAND COMPLETE (4.00 rear tyre)	-	1	-
16	F3097	Pivot bolt	1	1	1
17	F3096	Tab washer	1	1	1
18	F2610	Return spring	1	1	1
19	F5449	Rear frame	1	1	1
20	F4510	Stud ($4\frac{3}{8}$ in. O.A.) (when panels are fitted)	1	-	-
20	F2842	Stud ($3\frac{7}{8}$ in. O.A.)	-	1	1
21	S26-1	Spring washer	2	2	2
22	S1-52	Nut	3	3	3
23	F5244	Left footrest	1	1	1
24	F5245	Right footrest	1	1	1
25	NF704	Pedal rubber	2	2	2
26	F5411	Bolt (3 in. U.H.)	1	1	1
27	F5531	Bolt ($3\frac{1}{4}$ in. U.H.)	1	1	1
28	F4370	Plain washer	2	2	2
29	DS47	Nut	2	2	2
30	PCW73A	Spring washer	2	2	2
31	F5605	Bolt ($1\frac{3}{16}$ in. U.H.)	2	2	2
32	F5604	Brake pedal spindle	1	1	1
33	SCZ45	Spring washer	1	1	1
34	DS48	Nut	1	1	1
35	F5242	Brake pedal	1	1	1
36	S26-16	Spring washer	1	1	1
37	S25-2	Plain washer	1	1	1



SWINGING FORK AND SUSPENSION UNITS

										6T	TR6	T120
1	F5302	SWINGING FORK	1	1	1
2	F5310	Pivot bush	2	2	2
3	F5312	Sleeve	2	2	2
4	F5313	Distance tube	2	2	2
5	F5311	End plates	2	2	2
6	F5314	Bolt ($8\frac{5}{8}$ in. U.H.)	1	1	1
7	NT297	Nut	1	1	1
8	F3774	Brake torque stay	1	1	1
9	F5315	Bolt ($2\frac{7}{8}$ in. U.H.)	1	1	1
10	PCW73A	Spring washer	2	2	2
11	DS47	Nut	2	2	2
12	64054506	SUSPENSION UNIT	2	-	2
12	64054164	SUSPENSION UNIT	-	2	-
13	9054/316A	Bonded bush	4	4	4
14	9054/171	Spring retainer	4	4	4
15	9054/151	Outer dirt shield	2	2	2
16	9054/47	Inner dirt shield	2	2	2
17	SA253/5	Spring, 145 lbs. Blue/Yellow	2	-	2
17	9054/280	Spring, 100 lbs. Green/Green	-	2	-
18	E2113	Unit fixing bolt ($1\frac{5}{16}$ in. U.H.)	4	4	4
19	S25-2	Plain washer	2	2	2
20	S26-1	Spring washer	2	2	2
21	GS308	Plain washer	-	2	2
22	P0172A	Nut	2	4	4
23	F5371	Chainguard	1	1	1
24	F5536	Grommet	1	1	1
25	F4135	Pivot bolt	1	1	1
26	F2277	Spring washer	1	1	1
27	S25-13	Plain washer	2	2	2
28	F879	Nut	1	1	1
29	F4136	Stepped bolt	1	1	1
30	S25-3	Plain washer	1	1	1
31	S1-51	Nut	1	1	1
32	F3597	Brake operating rod	1	1	1
33	$\frac{1}{16}$ in. x $\frac{3}{8}$ in.	Split pin	1	1	1
34	W11	Pivot pin	1	1	1
35	F4585	Adjuster nut	1	1	1
36	31383	Stop lamp switch, type 22B	1	1	1
37	H687	Screw ($\frac{3}{8}$ in. U.H.)	2	2	2
38	F4717	Self locking nut	3	3	3
39	F5475	Switch lever	1	1	1
40	F5413	"D" washer	1	1	1
41	T1076	Bolt ($\frac{3}{8}$ in. U.H.)	1	1	1



ENGINE UNIT FITTINGS

									6T	TR6	T120
1	F5469	Stud ($3\frac{3}{16}$ in. O.A.)	1	1	1
2	PCW73A	Spring washer	6	6	6
3	DS47	Nut	6	6	6
4	F5259	Stud ($8\frac{1}{8}$ in. O.A.)	1	1	1
5	F5532	Distance piece	2	2	2
6	F5459	Left rear engine plate	1	1	1
7	F5460	Right rear engine plate	1	1	1
8	E4165	Bolt ($1\frac{1}{4}$ in. U.H.)	2	2	2
9	F5316	Bolt ($1\frac{7}{8}$ in. U.H.)	2	2	2
10	S25-3	Plain washer	4	4	4
11	S26-3	Spring washer	6	6	6
12	SI-51	Nut	6	6	6
13	F5351	Stud ($1\frac{2}{3}$ in. O.A.)	2	-	-
14	E3114	Stud ($1\frac{3}{8}$ in. O.A.)	-	2	2
15	H426	Bolt	2	2	2
16	F1760	Bolt	2	2	2
17	S26-1	Spring washer	8	8	8
18	SI-52	Nut	6	6	6
19	P0172A	Nut	2	2	2
20	E4778	Engine torque stay	4	4	4
21	F3805	Bolt ($1\frac{5}{8}$ in. U.H.)	2	2	2
22	F3069	Distance piece	4	4	4
23	F5472	Crankcase undershield...	-	1	-
24	F5537	Undershield bracket	-	1	-
25	DS57	Bolt ($\frac{7}{16}$ in. U.H.)	-	2	-



EXHAUST PIPES AND SILENCERS

									6T	TR6	T120
1	E4716	Left exhaust pipe	1	-	1
2	E4718	Right exhaust pipe	1	-	1
3	E1269	Finned clip	2	2	2
4	E409	Bolt ($1\frac{3}{8}$ in. U.H.)	2	2	2
5	E410A	Hemispherical washer	2	2	2
6	F4370	Plain washer	1	1	1
7	PCW73A	Spring washer	2	1	2
8	DS47	Nut	2	1	2
9	E4409	Left exhaust pipe	-	1	-
10	E4846	Right exhaust pipe	-	1	-
11	E2271	Clip	2	2	2
12	F3430	Bolt ($1\frac{3}{8}$ in. U.H.)	2	2	2
13	E3768	"D" washer	4	4	4
14	S26-3	Spring washer	8	8	8
15	E1310	Nut	2	2	2
16	E4949	Silencer	2	1	2
17	E4951	Bracket	2	1	2
18	S25-3	Plain washer	4	2	4
19	F929	Bolt ($\frac{1}{2}$ in. U.H.)	4	2	4
20	E4711	Pillion footrest support	2	1	2
21	F5087	Pillion footrest support	-	1	-
22	F2335	Bolt ($\frac{1}{16}$ in. U.H.)	2	2	2
23	SI-51	Nut	6	6	6
24	DS58	Bolt ($\frac{27}{32}$ in. U.H.)	2	2	2
25	F2603	Bolt ($\frac{1}{16}$ in. U.H.)	2	2	2



Ref. No.	Part No.	DESCRIPTION	QUANTITY
		TELESCOPIC FRONT FORK, 6T	6T
1	H1472	FORK ASSEMBLY	1
2	H1577	Middle lug and stem	1
3	H439	Bottom cone	1
4	H941	Pinch bolt (2¼ in. U.H.)	2
5	S25-2	Plain washer	2
6	E2412	Nut	2
7	H1141	Fork stem sleeve nut	1
8	H1528	TOP LUG ASSEMBLY	1
9	H1527	Bonded bush	2
10	H1523	Handlebar eyebolt	2
11	S25-3	Plain washer	2
12	H1340	Bolt (1½ in. U.H.)	2
13	H1529	Hemispherical washer	2
14	F3955	Self locking nut	2
15	F1760	Pinch bolt (1½ in. U.H.)	1
16	H379	Seated nut	1
17	H1288	Left nacelle cover	1
18	H1289	Right nacelle cover	1
19	H420	Sponge rubber washer	2
20	H1123	STANCHION c/w BEARING	2
21	H443	Lower bearing	2
22	H1058	Bearing nut	2
23	H519A	Oil filler plug (¾ in. U.H.)	2
24	H1117	LEFT BOTTOM MEMBER c/w CAP	1
25	H1118	RIGHT BOTTOM MEMBER c/w CAP	1
26	H1053	Spindle cap	2
27	S26-3	Spring washer	1
28	H1070	Cap bolt (1 7/8 in. U.H.)	4
29	H1071	Drain plug	2
30	H430	Fibre washer	4
31	H1063	Flanged bolt (2 3/8 in. U.H.)	2
32	H1062	Aluminium washer	2
33	H1124	RESTRICTOR ROD ASSEMBLY	2
34	H1061	Restrictor rod	2
35	H1060	Plain washer	2
36	H1125	Guide tube	2
37	H1473	Solo main spring (black/green)	2
38	H1064	CAP NUT ASSEMBLY	2
39	H1051	Guide tube	2
40	H1065	Cap nut	2
41	H1066	Pin	2
42	H1476	Damping sleeve	2
43	H441	Top bearing	2
44	H431	Plain washer	2
45	H1474	DUST EXCLUDER SLEEVE NUT	2
46	H1461	Oil seal	2
47	H1142	Steering damper rod c/w knob	1
48	H565	Plain washer	1
49	H408	Adjuster sleeve	1
50	H1286	Locating pin	1
51	H95	Spring plate	1
52	H413	Anchor plate	1
53	H435	Friction disc	1

NACELLE HEADLAMP AND SWITCHES


Ref. No.	Part No.	DESCRIPTION	QUANTITY
1	H1447	Nacelle top	1
2	H961	Rubber grommet	3
3	H669	Rubber grommet	2
4	H877	Left motif	1
5	H878	Right motif	1
6	H689	Screw ($\frac{1}{2}$ in. U.H.)	4
7	H687	Screw ($\frac{3}{8}$ in. U.H.)	2
8	H688	Screw ($\frac{5}{16}$ in. U.H.)	2
9	E2880	Serrated washer	4
10	H691	Nut	4
11	H690	Nut	2
12	51860	HEADLAMP	1
13	553248	Rim	1
14	516812	Light unit	1
15	504665	Plain washer	6
16	553267	Fixing ring	1
17	534296	Screw and plate	1
18	373	Bulb (30/24 W.L.H. dipping. Pre-focus)	1
19	554602	Adaptor	1
20	988	Bulb (3W.M.C.C.)	1
21	554710	Pilot bulbholder	1
22	34427	IGNITION SWITCH c/w KEY, type 88SA	1
23	54336176	Ignition key	1
24	54336178	Ignition switch cover	1
25	34289	Lighting switch, type 88SA	1
26	54330934	Knob c/w screw	1
27	54330485	Switch bezel plate	2
28	54930007	Replacement harness socket (lighting)	A
29	54930008	Replacement harness socket (ignition)	A
30	36296	Ammeter, type 2AR	1
31	H992	Horn grille	1
32	H993	Screw (0.540 in. U.H.)	2
33	GS299	Serrated washer	4
34	F3799	Nut	2
35	H1420	Horn bracket	1
36	70163	Horn, type 8H	1
37	F4771	Bolt ($\frac{1}{2}$ in. U.H.)	2
38	54094431	Wiring harness	1
39	54942078	Lucar connector	2
40	54190042	Insulating cover... ..	2
41	900269	Snap connector terminal	as required
42	900288	Single snap connector	as required
43	850641	Double snap connector	as required
44	850844	Triple snap connector	as required
45	850832	Quintuple snap connector	as required



TELESCOPIC FRONT FORK, TR6

TR6

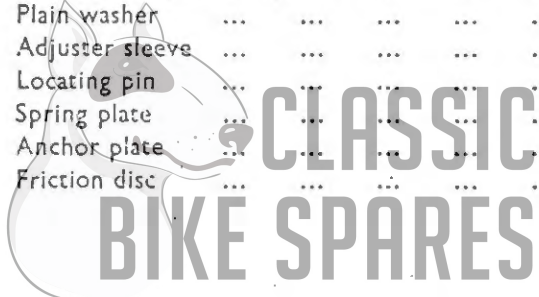
Ref. No.	Part No.	DESCRIPTION	QUANTITY
1	H1543	FORK ASSEMBLY	1
2	H1577	Middle lug and stem	1
3	H439	Bottom cone	1
4	H941	Pinch bolt (2¼ in. U.H.)	2
5	S25-2	Plain washer	2
6	E2412	Nut	2
7	H405	Fork stem sleeve nut	1
8	H1528A	TOP LUG ASSEMBLY	1
9	H1527	Bonded bush	2
10	H1523	Handiebar eyebolt	2
11	F1335	Plain washer	2
12	H1340	Bolt (1½ in. U.H.)	2
13	H1529	Hemispherical washer	2
14	F3955	Self locking nut	2
15	F1760	Pinch bolt (1½ in. U.H.)	1
16	H379	Seated nut	1
17	H963	Left top cover	1
18	H964	Right top cover	1
19	H420	Sponge rubber washer	2
20	H962	Telescopic gaiter	2
21	D340	Gaiter clip	2
22	H1299	STANCHION c/w BEARING	2
23	H443	Lower bearing	2
24	H1058	Bearing nut	2
25	H1117	LEFT BOTTOM MEMBER c/w CAP	1
26	H1118	RIGHT BOTTOM MEMBER c/w CAP	1
27	H1053	Spindle cap	2
28	S26-3	Spring washer	4
29	H1070	Cap bolt (1¾ in. U.H.)	4
30	H1071	Drain plug	2
31	H430	Fibre washer	2
32	H1063	Flanged bolt (2¾ in. U.H.)	2
33	H1062	Aluminium washer	2
34	H1124	RESTRICTOR ROD ASSEMBLY	2
35	H1061	Restrictor rod	2
36	H1060	Plain washer	2
37	H1125	Guide tube	2
38	H1300	Solo main spring (Black/white)	2
39	H1064A	CAP NUT ASSEMBLY	2
40	H1051	Guide tube	2
41	H1065A	Cap nut	2
42	H1066	Pin	2
43	H1126	Damping sleeve	2
44	H441	Top bearing	2
45	H431	Plain washer	2
46	H1474	DUST EXCLUDER SLEEVE NUT	2
47	H1461	Oil seal	2
48	H1142	Steering damper rod c/w knob	1
49	H565	Plain washer	1
50	H408	Adjuster sleeve	1
51	H1286	Locating pin	1
52	H95	Spring plate	1
53	H413	Anchor plate	1
54	H435	Friction disc	1



TELESCOPIC FRONT FORK, T120

T120

1	H1532	FORK ASSEMBLY	1
2	H1577	Middle lug and stem	1
3	H430	Bottom cone	1
4	H941	Pinch bolt (2½ in. U.H.)	2
5	S25-2	Plain washer	2
6	E2412	Nut	2
7	H405	Fork stem sleeve nut	1
8	H1528A	TOP LUG ASSEMBLY	2
9	H1527	Bonded bush	2
10	H1523	Handlebar eyebolt	2
11	F1335	Plain washer	2
12	H1340	Bolt (1½ in. U.H.)	2
13	H1529	Hemispherical washer	2
14	F3955	Self locking nut	2
15	F1760	Pinch bolt (1½ in. U.H.)	1
16	H379	Seated nut	1
17	H963	Left top cover	1
18	H964	Right top cover	1
19	H420	Sponge rubber washer	2
20	H962	Telescopic gaiter	2
21	D340	Gaiter clip	2
22	H1595	STANCHION c/w BEARING	2
23	H443	Lower bearing	2
24	H1383	Bearing nut	2
25	H1117	LEFT BOTTOM MEMBER c/w CAP	1
26	H1118	RIGHT BOTTOM MEMBER c/w CAP	1
27	H1053	Spindle cap	2
28	S26-3	Spring washer	4
29	H1070	Cap bolt (1-7/8 in. U.H.)	4
30	H1071	Drain plug	2
31	H430	Fibre washer	2
32	H1063	Flanged bolt (23/32 in. U.H.)	2
33	H1062	Aluminium washer	2
34	H1124	RESTRICTOR ROD ASSEMBLY	2
35	H1061	Restrictor rod	2
36	H1060	Plain washer	2
36	H1125	Guide tube	2
38	H1473	Solo main spring (black/green)	2
39	H1064A	CAP NUT ASSEMBLY	2
40	H1051	Guide tube	2
41	H1065A	Cap nut	2
42	H1066	Pin	2
43	H1476	Damping sleeve	2
44	H441	Top bearing	2
45	H431	Plain washer	2
46	H1474	DUST EXCLUDER SLEEVE NUT	2
47	H1461	Oil seal	2
48	H1142	Steering damper rod c/w knob	1
49	H565	Plain washer	1
50	H408	Adjuster sleeve	1
51	H1286	Locating pin	1
52	H9S	Spring plate	1
53	H413	Anchor plate	1
54	H435	Friction disc	1



FRONT WHEEL

							6T	TR6	T120
1	W1399	FRONT WHEEL COMPLETE	1	-	1
1	W1323	FRONT WHEEL COMPLETE	-	1	-
2	W1371	RIM, SPOKES AND HUB ASSEMBLY	1	-	1
2	W1324	RIM, SPOKES AND HUB ASSEMBLY	-	1	-
3	W1374	Front wheel rim (WM2-18)	1	-	1
3	W1230	Front wheel rim (WM2-19)	-	1	-
4	W1275	Spoke (8,10G x 5 $\frac{1}{8}$ in. straight) c/w nipple	40	-	40
4	W1328	Spoke (8,10G x 5 $\frac{5}{8}$ in. straight) c/w nipple	-	40	-
5	S79-2	Spoke nipple	40	40	40
6	W1325	Hub and brake drum	1	1	1
7	W1239	Wheel spindie	1	1	1
8	W653	Bearing	2	2	2
9	W1474	Grease retainer	1	1	1
10	W1481	Grease retainer	1	1	1
11	W1237	Dust cover	1	1	1
12	T280	Circlip	1	1	1
13	W1238	Backing ring	1	1	1
14	W582	Retaining ring	1	1	1
15	W1332	Cover plate	1	1	1
16	W1197	Balance weight, $\frac{1}{2}$ oz.		as required	
17	W1198	Balance weight, 1 oz.		as required	
18	W1330	Brake anchor plate	1	1	1
19	W1302	Fulcrum pin	1	1	1
20	S25-2	Plain washer	1	1	1
21	S1-52	Nut	2	2	2
22	W1337	LEADING BRAKE SHOE c/w LINING	1	1	1
23	W1338	TRAILING BRAKE SHOE c/w LINING	1	1	1
24	W1336	Brake lining	2	2	2
25	W129	Brass rivet	16	16	16
26	W135	Shoe return spring	2	2	2
27	W1243	Brake cam	1	1	1
28	W1331X	Brake cam lever	1	1	1
29	S25-6	Plain washer	1	1	1
30	W592	Lever return spring	1	1	1
31	W1246	Anchor plate nut	1	1	1



REAR WHEEL

			6T	TR6	T120
1	W1469	REAR WHEEL COMPLETE	1	-	1
1	W1491	REAR WHEEL COMPLETE	-	1	-
2	W1470	RIM, SPOKES AND HUB ASSEMBLY	1	-	1
2	W1486	RIM, SPOKES AND HUB ASSEMBLY	-	1	-
3	W1471	Rear wheel rim (WM2-18)	1	-	1
3	W1007	Rear wheel rim (WM3-18)	-	1	-
4	W1107	Spoke (8/10G x 7 ⁹ / ₁₆ in. 90°) c/w nipple	20	20	20
5	W1108	Spoke (8/10G x 7 ⁹ / ₁₆ in. 90°) c/w nipple	20	20	20
6	S79-2	Spoke nipple	40	40	40
7	W1472	Hub	1	1	1
8	W951	Sprocket and brake drum (46T)	1	1	1
9	W62	Sprocket to hub bolt (1 ¹ / ₈ in. U.H.)	8	8	8
10	W1495	Self-locking nut	8	8	8
11	W1281	Wheel spindle	1	1	1
12	W1022	Backing ring	1	1	1
13	W1474	Grease retainer	1	1	1
14	W653	Bearing	2	2	2
15	W1021	RETAINER RING	1	1	1
16	W1079	Locking screw (5 ⁵ / ₁₆ in. U.H.)	1	1	1
17	W1278	Distance tube	1	1	1
18	W583	Grease retainer	1	1	1
19	W1475	Dust cover	1	1	1
20	W1478	Nut	1	1	1
21	W1024	Distance piece	1	1	1
22	W1112	Brake anchor plate	1	1	1
23	F1747	Nut	1	1	1
24	W1406	LEADING BRAKE SHOE c/w LINING	1	1	1
25	W1407	TRAILING BRAKE SHOE c/w LINING	1	1	1
26	NW243	Brake lining	2	2	2
27	W129	Brass rivet	16	16	16
28	W135	Shoe return spring	2	2	2
29	W1083	Brake cam	1	1	1
30	W1487	Brake cam lever	1	1	1
31	S1-52	Nut	1	1	1
32	W1488	Lever return spring	1	1	1
33	W1134	Chain adjuster	2	2	2
34	W1015	Adjuster end plate	2	2	2
35	W1058	Self locking nut	2	2	2
36	F1747	Spindle nut	2	2	2
37	D106	Tyre security bolt	1	-	1
37	WM3	Tyre security bolt	-	1	-



QUICKLY DETACHABLE REAR WHEEL

			6T	TR6	T120
1	W1310	Q.D. REAR WHEEL COMPLETE	1	1	1
2	W1099	RIM, SPOKES AND HUB ASSEMBLY	1	1	1
3	W1007	Rear wheel rim (WM3-18)	1	1	1
4	W1107	Spoke (8/10G x 7 ⁹ / ₁₆ in. 90°) c/w nipple	20	20	20
5	W1108	Spoke (8/10G x 7 ⁹ / ₈ in. 90°) c/w nipple	20	20	20
6	S79-2	Spoke nipple	40	40	40
7	W1100	Hub	1	1	1
8	W1033	Backing ring	2	2	2
9	W1034	Taper roller bearing complete	2	2	2
10	W1035	Dust cap	1	1	1
11	W1036	Felt washer	1	1	1
12	W1037	Distance piece	1	1	1
13	W1038	Dust cap	1	1	1
14	W1039	Bearing sleeve	1	1	1
15	E398	Bearing adjuster nut	2	2	2
16	W1091	Rubber sealing ring	1	1	1
17	W1040	Sprocket and brake drum (46T)	1	1	1
18	W1143	Grease retainer	1	1	1
19	W1041	Bearing	1	1	1
20	W1042	Bolt washer	1	1	1
21	W1043	Bearing and felt retainer	1	1	1
22	W1044	Circlip	1	1	1
23	W1045	Bearing sleeve	1	1	1
24	W1121	Brake anchor plate	1	1	1
25	W1406	LEADING BRAKE SHOE c/w LINING	1	1	1
26	W1407	TRAILING BRAKE SHOE c/w LINING	1	1	1
27	NW243	Brake lining	2	2	2
28	W129	Brass rivet	16	16	16
29	W135	Shoe return spring	2	2	2
30	W1083	Brake cam	1	1	1
31	W1487	Brake cam lever	1	1	1
32	S1-52	Nut	1	1	1
33	W1488	Lever return spring	1	1	1
34	W1052	Nut	1	1	1
35	W1053	Inner distance piece	1	1	1
36	W1170	Outer distance piece	1	1	1
37	W1055	Spindle	1	1	1
38	W1135	Chain adjuster	2	2	2
39	W1015	Adjuster end plate	2	2	2
40	W1058	Self locking nut	2	2	2
41	WM3	Tyre security bolt	1	1	1



PETROL TANKS

									6T	TR6	T120
1	F5260	Petrol tank (4 gallons)	1	1	1
2	F4148	Styling strip (left, front)	1	1	1
3	F4766	Styling unit (left)	1	1	1
4	F4129	Styling unit screw (0.435 in. U.H.)	4	4	4
5	F4151	Styling strip (right front)	1	1	1
6	F4767	Styling unit (right)	1	1	1
7	F5401	Left knee grip	1	1	1
8	F5402	Right knee grip	1	1	1
9	F5398	Centre styling strip	1	1	1
10	F4019	Serrated washer	1	1	1
11	H919	Nut	1	1	1
12	F5416	Petrol tank (3 gallons)	-	A	A
13	F4235	Styling strip (left, front)	-	A	A
14	F4127	Styling unit (left)	-	A	A
15	F4236	Styling strip (left, rear)	-	A	A
16	F3915	Knee grip plate (left)	-	A	A
17	S25-13	Plain washer	-	A	A
18	T361	Knee grip plate bolt ($\frac{1}{4}$ in. U.H.)	-	A	A
19	F1606	Knee grip (left)	-	A	A
20	F4237	Styling strip (right, front)	-	A	A
21	F4128	Styling unit (right)	-	A	A
22	F4238	Styling strip (right, rear)	-	A	A
23	F3916	Knee grip plate (right)	-	A	A
24	F1605	Knee grip (right)	-	A	A
25	F5564	Centre styling strip	-	A	A
26	F3220	FILLER CAP	1	1	1
27	F4048	Joint washer	1	1	1
28	F4971	Petrol tap (left)...	1	1	1
29	F4972	Petrol tap with reserve tube	1	1	1
30	F1511	Fibre washer	2	2	2
31	F5335	Front support	1	1	1
32	S26-3	Spring washer	2	2	2
33	F2335	Bolt ($\frac{1}{16}$ in. U.H.)	2	2	2
34	F4770	Steady rubber	1	1	1
35	F5228	Rubber washer	2	2	2
36	F5229	Spigot rubber	2	2	2
37	F3814	Cup	3	3	3
38	F1808	Bolt	2	2	2
39	F5336	Double spigot rubber	1	1	1
40	F967	Rubber washer	1	1	1
41	F5337	Bolt	1	1	1
42	F3917	Parcel grid	1	1	1
43	F2936	Screw	4	4	4
44	F4384	Rubber blanking plug	A	A	A



OIL TANKS

			6T	TR6	T120
1	F5327	Oil tank	1	1	1
2	F3216	FILLER CAP	1	1	1
3	F4047	Joint washer	1	1	1
4	F3179	Oil tank filter	1	1	1
5	F1713	Fibre washer	1	1	1
6	F3655	Upper feed pipe	1	1	1
7	F3182	Union nut	1	1	1
8	E4594	Flexible connector	2	2	2
9	MF120	Ferrule	4	4	4
10	E4590	Oil pipes and junction block	1	1	1
11	E3763	Joint washer	1	1	1
12	E3446	Plain washer	1	1	1
13	E1310	Nut	1	1	1
14	T1579	Vent pipe	1	1	1
15	F5328	Front strap	1	1	1
16	F5329	Rear strap	1	1	1
17	F5247	Spigot rubber	6	6	6
18	F5248	Rubber washer	2	2	2
19	F5330	Bolt ($\frac{3}{32}$ in. U.H.)	2	4	4
20	F5331	Bolt ($\frac{2}{32}$ in. U.H.)	2	-	-
21	S25-2	Plain washer	4	4	4
22	S26-3	Spring washer	4	4	4
23	T224	Nut	4	4	4
24	F5558	Grommet	1	1	1
25	F2398	Bolt ($1\frac{1}{4}$ in. U.H.)	1	1	1
26	E3383	Rubber connector	1	1	1
27	E4159	Rocker oil feed pipe	1	1	1
28	E1335	Copper washer	4	4	4
29	E1435	Domed nut	2	2	2



BATTERY CARRIER AND AIR FILTER

									6T	TR6	T120
1	F5333	Battery carrier	1	1	1
2	F4661	Top strap	1	1	1
3	F4662	Packing rubber	1	1	1
4	E3200	Screw ($\frac{11}{16}$ in. U.H.)	1	1	1
5	E3728	Screw ($\frac{15}{32}$ in. U.H.)	1	1	1
6	DS57	Bolt ($\frac{7}{16}$ in. U.H.)	2	2	2
7	S25-1	Plain washer	4	4	4
8	F879	Nut	4	4	4
9	MLZ9E	Battery c/w lid	1	1	1
10	F4814	Plastic vent pipe	1	1	1
11	F4875	Tool carrier	1	1	1
12	F5414	Inflator bracket	1	1	1
13	F1369	Bolt ($\frac{5}{8}$ in. U.H.)	1	1	1
14	E4576	Adaptor sleeve	1	1	-
15	F5625	Clip	1	1	-
16	F5334	AIR FILTER	1	1	-
17	F4811	Filter element	1	1	-



PANELS AND TWINSEAT

										6T	TR6	T120
1	F5319	Left panel	1	-	-
2	F5320	Right panel	1	-	-
3	F5323	Left valance	1	-	-
4	F5324	Right valance	1	-	-
5	F4163	Motif "Thunderbird"	2	-	-
6	F4317	Spire nut	4	-	-
7	S25-2	Plain washer	2	-	-
8	S1-52	Nut	2	-	-
9	F4715	Screw ($\frac{13}{32}$ in. U.H.)	2	-	-
10	F4717	Self-locking nut	2	-	-
11	GS308	Plain washer	4	-	-
12	E4329	Domed nut	4	-	-
13	F5352	Distance piece	2	-	-
14	F5394	Switch panel	-	1	1
15	F5545	Bolt ($1\frac{1}{4}$ in. U.H.)	-	1	1
16	F879	Nut	-	1	1
17	S25-43	Washer	-	2	2
18	F5466	Grommet	-	1	1
19	E3290	Self locking nut	-	1	1
20	F5366	TWINSEAT	1	1	1
21	F5418	Twinseat cover c/w clips	1	1	1
22	F4475	Clip		as required	
23	F4898	Rubber buffer	2	2	2
24	F4222	Hinge	2	2	2
25	D557	Bolt ($\frac{7}{16}$ in. U.H.)	4	4	4
26	S26-2	Spring washer	4	4	4
27	D374	Check wire	1	1	1
28	F4726	Seat catch plunger	1	1	1
29	F4228	Spring	1	1	1
30	E1719A	Plain washer	1	1	1
31	$\frac{3}{32}$ in. x $\frac{1}{2}$ in.	Split pin	1	1	1
32	F4227	Knob	1	1	1
33	F4361	Safety strap		as required	
34	F4365	Self tapping screw	4	4	4



MUDGUARDS

			6T	TR6	T120
1	H1097	Front mudguard	1	-	-
2	F929	Bolt ($\frac{1}{2}$ in. U.H.)	3	3	3
3	F4299	Plain washer	2	2	2
4	H1100	Bottom stay	1	-	-
5	W62	Bolt ($\frac{1}{16}$ in. U.H.)	2	-	-
6	S25-3	Plain washer	2	-	-
7	NS362	Spigot nut	1	1	1
8	H1294	Mudguard blade	-	1	-
8	H1478	Mudguard blade	-	-	1
9	H1271	Front stay	-	1	-
9	H1479	Front stay	-	-	1
10	H1295	Mudguard bridge	-	1	-
10	H1481	Mudguard bridge	-	-	1
11	DS57	Bolt ($\frac{7}{16}$ in. U.H.)	6	10	10
12	S25-1	Plain washer	-	4	4
13	F879	Nut	8	10	10
14	T224	Nut	-	2	2
15	H412	Bottom stay	-	1	-
15	H1482	Bottom stay	-	-	1
16	H424	Bolt ($\frac{3}{8}$ in. U.H.)	-	2	2
17	S25-71	Plain washer	-	2	2
18	S1-51	Nut	4	3	3
19	F2698	Number plate	1	-	-
20	H251	Plastic beading	1	-	-
21	F4332	Packing piece	1	-	-
22	S26-2	Spring washer	10	8	8
23	F2996	Number plate	-	1	1
24	H741	Clip assembly	-	2	2
25	H687	Screw ($\frac{3}{8}$ in. U.H.)	-	2	2
26	H745	Nut	-	2	2
27	F5579	Mudguard blade	1	1	1
28	F4860	Mudguard bridge	1	1	1
29	S25-27	Plain washer	2	2	2
30	F5424	Lifting handle	1	1	1
31	F4690	Clip	1	1	1
32	F5642	Backing plate	1	1	1
33	S26-3	Spring washer	5	5	5
34	F5369	Bracket	1	1	1
35	F5415	Inflator bracket	1	1	1
36	H590	Bolt ($\frac{1}{16}$ in. U.H.)	4	6	6
37	F3363	Number plate	1	1	1



HANDLEBARS

Ref. No.	Part No.	DESCRIPTION	6T	TR6	T120
1	H1484	Handlebar	1	1	1
2	H1425	Packing piece	4	4	4
3	16/417	TWISTGRIP	1	1	1
4	16/328	Body top half	1	1	1
5	16/320	Body bottom half	1	1	1
6	16/091	Rotor	1	1	1
7	16/008	Friction spring	1	1	1
8	16/009	Friction spring screw	1	1	1
9	16/010	Locknut	1	1	1
10	11/013	Screw	2	2	2
11	16/070	Grip	1	1	1
12	16/011	Cable stop	1	1	1
13	18/995	FRONT BRAKE LEVER ASSEMBLY	1	-	1
14	18/535	Brake lever	1	-	1
15	18/912	Brake lever bracket	1	1	1
16	12/040	Clamp	1	1	1
17	11/014	Screw	2	2	2
18	18/087	Fulcrum screw	1	1	1
19	18/053	Self locking nut	1	1	1
20	18/838	Cable adjuster	1	1	1
21	18/839	Thumb nut	1	1	1
22	18/880	Barrel nipple	1	1	1
23	18/996	CLUTCH LEVER ASSEMBLY	1	-	1
24	18/528	Clutch lever	1	-	1
25	18/913	Clutch lever bracket	1	1	1
26	18/910	Clamp (H688A)	1	1	1
27	61/004	Screw	2	2	2
28	18/087	Fulcrum screw	1	1	1
29	18/053	Self locking nut	1	1	1
30	18/838	Cable adjuster	1	1	1
31	18/839	Thumb nut	1	1	1
32	18/880	Barrel nipple	1	1	1
33	31563	Horn push and dip switch	1	1	1
34	H689	Screw (1/4 in. U.H.)	2	2	2
35	181935	FRONT BRAKE LEVER ASSEMBLY (Ball-end)	-	1	-
36	18/754	Brake lever (Ball-end)	-	1	-
37	18/993	CLUTCH LEVER ASSEMBLY (Ball-end)	-	1	-
38	18/752	Clutch lever (Ball-end)	-	1	-
39	16/069	Handlebar grip	1	1	1
40	12/161C	AIR LEVER	1	1	-
41	12/556	Lever	1	1	-
42	12/607	Bolt	1	1	-
43	12/606	Cap	1	1	-
44	12/033	Spring washer	1	1	-
45	12/040	Clamp	1	1	-
46	11/014	Screw	2	2	-



CONTROL CABLES AND AMERICAN HANDLEBARS

			6T	TR6	T120
1	D466	CLUTCH CABLE	1	1	1
2	D103	Ferrule	2	2	2
3	D368	Nipple	2	2	2
4	D416	FRONT BRAKE CABLE	1	1	1
5	D103	Ferrule	2	2	2
6	D368	Nipple	1	1	1
7	W593	Fork end	1	1	1
8	WF32	Pivot pin... ..	1	1	1
9	W $\frac{1}{16}$ x $\frac{5}{8}$ in.	Split pin	1	1	1
10	H1171	Clip	1	-	-
11	H916	Screw ($\frac{9}{32}$ in. U.H.)	1	-	-
12	GS299	Serrated washer	1	-	-
13	H745	Nut	1	-	-
14	D495	THROTTLE CABLE	1	1	-
15	D499	THROTTLE CABLE	-	-	1
16	D500	Twistgrip	-	-	1
17	244/104	Junction box	-	-	1
18	D423	Carburettor cable	-	-	2
19	D101	Ferrule	3	3	10
20	D83	Nipple	1	1	1
21	NS191	Nipple	1	1	5
22	D104	Adjuster	1	1	3
23	D435	Air control cable	1	1	-
24	H1247	American handlebar (1 in. diam.)	1	-	-
25	18,886	Front brake lever	1	-	-
26	18,894	Clutch lever	1	-	-
27	12,614	Air lever... ..	1	-	-
28	H697	Twistgrip assembly	1	-	-
29	H230	Handlebar rubber	2	-	-
30	D417	Front brake cable	1	1	1
31	D257	Throttle cable	1	-	-
32	H1511	American handlebar	-	1	1
33	313/6	Twin rotor twistgrip	-	-	1
34	D487	Throttle cable	-	-	2
35	D507	Air control cable	-	1	-



TOOLKIT, FRAME LOCK, PILLION FOOTRESTS AND LICENCE HOLDER

									6T	TR6	T:20
1	D365	TOOLKIT COMPLETE	1	1	1
2	WA58	Tool roll	1	1	1
3	D360	Open spanner, $\frac{1}{8} \times \frac{5}{32}$ in. Whit.	1	1	1
4	D361	Open spanner, $\frac{3}{16} \times \frac{1}{4}$ in. Whit.	1	1	1
5	NA55	Open spanner, $\frac{1}{4} \times \frac{5}{16}$ in. Whit.	1	1	1
6	DA16	Open spanner, $\frac{3}{8} \times \frac{7}{16}$ in. Whit.	1	1	1
7	PA57	Ring spanner, $\frac{1}{2} \times \frac{9}{16}$ in. Whit.	1	1	1
8	D311	Ring spanner, $\frac{5}{8} \times \frac{11}{16}$ in. Whit.	1	1	1
9	D362	"C" spanner and tappet key	1	1	1
10	D87	Plug spanner	1	1	1
11	D363	Tyre lever and screwdriver	1	1	1
12	D364	Tyre lever and clutch key	1	1	1
13	D336	Phillips No. 3 screwdriver	1	1	1
14	400935	Screwdriver	1	1	1
15	D496	Screwdriver for chain tensioner	1	1	1
16	DA50,1	Clutch hub extractor	A	A	A
17	D296	Tyre inflator	1	1	1
18	D220	Fork spanner	A	A	A
19	D402,3	FRAME LOCK c/w KEYS	1	1	1
20	D403	Key (state number)	1	1	1
21	F5552	PILLION FOOTREST	2	2	2
22	F1694	Pedal	2	2	2
23	F2268	Hanger	2	2	2
24	F5535	Bolt ($\frac{13}{16}$ in. U.H.)	2	2	2
25	F2271	Pivot bolt	2	2	2
26	F2277	Thackeray (spring) washer	2	2	2
27	S1-51	Nut	2	2	2
28	F1695	Pedal rubber	2	2	2
29	D261	Licence holder	1	1	1
30	E1612	Serrated washer	1	-	-
31	F879	Nut	1	-	-



AMAL CARBURETTER

			6T	TR6	T120
1	376/303	CARBURETTER	1	-	-
1	376/40	CARBURETTER	-	1	-
1	376/257	CARBURETTER	-	-	2
2	376/003	Mixing chamber, 1 1/8 in. choke	1	1	2
3	244/1048	"O" ring seal	1	1	2
4	376/065	Mixing chamber cap	1	1	2
5	29/307	Spring	1	1	2
6	4/241	Screw	1	1	7
7	4/137A	Plug screw	-	-	2
8	376/107	Mixing chamber top	1	1	2
9	376/062	Air valve	1	1	-
10	4/046	Spring	1	1	-
11	6/047	Air valve guide	1	1	-
12	6/132A	Throttle cable ferrule	1	1	2
13	4/035	Air cable adjuster	1	1	-
14	376/060	Throttle valve (state cutaway)	1	1	2
15	376/061	Throttle return spring	1	1	-
15	376/132	Throttle return spring (light)	-	-	2
16	376/068	Throttle stop screw	1	1	2
17	376/069	Stop screw spring	1	1	2
18	376/070	Peg screw	1	1	2
19	376/057	Jet block (1 1/8 in. choke)	1	1	2
20	376/067	Joint washer	1	1	2
21	376/073	Jet holder	1	1	2
22	376/074	Fibre washer	1	1	2
23	376/100	Main jet (state size)	1	1	2
24	376/075	Cover nut	1	1	2
25	376/072	Needle jet (0-106)	1	1	2
26	376/063	Needle (Type C)	1	1	2
27	4/230	Needle clip	1	1	2
28	376/076	Pilot jet	1	1	2
29	116/162	Fibre washer	1	1	2
30	376/095	Cover nut	1	1	2
31	332/017	Air adjusting screw	1	1	2
32	4/148	Spring	1	1	2
33	376/085	Float spindle	1	1	2
34	376/083	Float	1	1	2
35	376/094	Bush	1	1	2
36	376/078	Joint washer	1	1	2
37	376/077	Cover	1	1	2
38	376/079	Screw	3	3	-
38	376/151	Screw	-	-	3
39	376/088	Needle seating	1	1	2
40	376/089	Needle	1	1	2
41	376/093	Filter	1	1	2
42	376/091	Bolt	1	1	2
43	376/092	Fibre washer	1	1	2
44	376/086	Tickler	1	1	2
45	376/087	Tickler spring	1	1	2
46	343/011	Tickler body	1	1	2
47	F5339	Petrol pipe	1	1	-
48	F5462	Petrol pipe	-	-	1



HEADLAMP, WIRING HARNESS, HORN AND RECTIFIER

									6T	TR6	T120
1	58934	HEADLAMP COMPLETE	-	1	1
2	553248	Rim	-	1	1
3	516798	Light unit	-	1	1
4	504665	Fixing wire...	-	6	6
5	144921	Screw	-	1	1
6	534296	Plate	-	1	1
7	312	Bulb (30;24 W. Vert dip. Pre-focus)	-	1	1
8	554602	Main bulbholder	-	1	1
9	988	Bulb (3W. M.C.C.)	-	1	1
10	554710	Pilot bulbholder	-	1	1
11	36296	Ammeter, type 2AR	-	1	1
12	199002	Grommet	-	1	1
13	112201	Bolt	-	2	2
14	137499	Plain washer	-	2	2
15	54933182	Wiring harness	-	1	1
16	34427	IGNITION SWITCH c/w KEY, type 88SA	-	1	1
17	54336176	Ignition key	-	1	1
18	54336178	Ignition switch cover	-	1	1
19	34289	Lighting switch, type 88SA	-	1	1
20	54330936	Knob c/w screw	-	1	1
21	54330485	Switch bezel plate	-	2	2
22	54930007	Replacement harness socket (Lighting)	-	1	1
23	54930008	Replacement harness socket (ignition)	-	1	1
24	70163	Horn, type 8H	-	1	1
25	F5086	Bracket	-	1	1
26	F5008	Screw ($\frac{7}{8}$ in. U.H.)	-	3	3
27	E2880	Serrated washer	-	3	3
28	H691	Nut	-	3	3
29	54942078	Lucar connector	2	2	2
30	54190042	Insulating cover...	2	2	2
31	900269	Snap connector terminal		as required	
32	900288	Single snap connector		as required	
33	850641	Double snap connector		as required	
34	850844	Triple snap connector		as required	
35	850832	Quintuple snap connector		as required	
36	49072	Rectifier	1	1	1
37	F5338	Self locking nut	1	1	1



SPEEDOMETER AND TAIL LAMP

			6T	TR6	T120
1	SC3304/12	Speedometer head, MPH	1	-	-
1	SC3304/15	Speedometer head, KPH	A	-	-
1	SC5301/03	Speedometer head, MPH	-	1	-
1	SC5301/12	Speedometer head, KPH	-	A	-
1	SC5301/23	Speedometer head, MPH	-	-	1
1	SC5301/28	Speedometer head, KPH	-	-	A
2	P53279/1	BULB HOLDER c/w BULB	1	1	1
3	P52305	Bulb	1	1	1
4	P22469	Rubber ring	1	-	-
5	25578/2	Clamp bar	1	-	-
6	N1253	Nut	2	-	-
7	H1593	Bracket	-	1	1
8	F5466	Grommet	-	2	2
9	S25-43	Plain washer	-	2	2
10	H1594	Self locking nut	-	2	2
11	DS57	Bolt ($\frac{7}{16}$ in. U.H.)	-	2	2
12	S26-3	Spring washer	-	2	2
13	D480	Speedometer cable (40 $\frac{1}{2}$ ins. long)	1	-	-
13	D498	Speedometer cable (40 $\frac{1}{2}$ ins. long)	-	1	1
14	F3098	Clip	1	1	1
15	F1718	Bolt (1 $\frac{3}{16}$ in. U.H.)	1	1	1
16	SI-51	Nut	1	1	1
17	53432	STOP AND TAIL LAMP (type 564)	1	1	1
18	573839	Lens	1	1	1
19	575200	Window	1	1	1
20	575208	Lens seating gasket	1	1	1
21	575219	Sleeve nut	2	2	2
22	576002	Base assembly	1	1	1
23	575209	Bulbholder	1	1	1
24	575207	Grommet	1	1	1
25	573828	Contact assembly	1	1	1
26	573825	Grommet	1	1	1
27	384	Bulb (6/18W. Offset pin)... ..	1	1	1
28	838604	Stop and tail lamp lead	1	1	1



Ref. No.	Part No.	DESCRIPTION	QUANTITY	
TACHOMETER				
			TR6	T120
1	E4699	Adaptor	1	1
2	T1257	Fibre washer	1	1
3	D493	Spade	1	1
4	D494	Circlip	1	1
5	E4803	"O" ring	1	1
6	D492	Tachometer cable	1	1
7	RC 1307/01	Tachometer	1	1
8	H1083	Mounting bracket	1	1
9	H1087	Metalastik bush	2	2
10	H1086	Bolt	2	2

