

20-10130

REPLACEMENT PARTS CATALOGUE

FOR TSS MODELS

TRIUMPH MOTORCYCLES (MERIDEN LTD)
MERIDEN WORKS · ALLESLEY · COVENTRY · CV5 9AU · ENGLAND

TELEPHONE MERIDEN 22331

TELEX TRUSTY GB 311672

PUBLICATION Part No. 99-7576

Published May 1982

© COPYRIGHT

ALL RIGHTS RESERVED, NO PART OF THIS PUBLICATION MAY BE REPRODUCED WITHOUT PERMISSION



INTRODUCTION

ENGINE AND FRAME NUMBERS

The engine number is located on the left side of the engine, immediately below the cylinder barrel to crankcase flange.

The frame number is located on the left side of the frame headlug, beneath the fork top lug and forward of the gasoline tank.

Both the engine and frame number should be quoted in full in any correspondence relating to the machine.

©

COPYRIGHT



CLASSIC
BIKE SPARES


All rights reserved. No part of this publication may be reproduced without permission.

	page		page
AIR CLEANER.....	65	OIL PIPES.....	43
ALTERNATOR.....	33	OIL PUMP.....	15
BATTERY CARRIER.....	81	OIL PRESSURE RELEASE VALVE.....	15
BRAKE SWITCH.....	79	PETROL TANK.....	63
BREATHER PIPES.....	43	PISTONS, OVERSIZE & RING SETS.....	9
CAMSHAFT, INLET & EXHAUST.....	11	PISTONS.....	11
CARBURETOR.....	19	PROP STAND.....	37
CENTRE STAND.....	19	PUSH RODS.....	17
CENTRE STAND.....	37	REAR BRAKE.....	57,59
CHAINS.....	33	REAR WHEEL.....	55
CHAINCASE.....	33	RECTIFIER.....	79
CLUTCH.....	31	ROCKERS.....	79
CLUTCH LEVER ASSEMBLY.....	29	ROCKERS.....	17
COIL.....	79	SERVICE TOOLS.....	8
CONDENSORS.....	79	SIDE PANELS.....	65
CONNECTING RODS.....	11	SILENCERS.....	35
CONTROL CABLES.....	73	SOLENOID.....	83
CONTROL LEVERS.....	71	SPARK PLUG.....	79
CRANKCASE.....	13	SPEEDOMETER.....	77
CRANKSHAFT.....	11	SPEEDOMETER GEARBOX.....	55
CYLINDERS.....	17	STARTER MOTOR.....	23
CYLINDER HEAD.....	17	SUSPENSION UNITS.....	39
DISTRIBUTOR LIST.....	6	SWINGING FORK.....	39
ELECTRICAL PARTS.....	79,81,83	SWITCHES.....	71,81
EXHAUST PIPES.....	35	TACHOMETER.....	77
FLASHERS.....	81	TACHOMETER GEARBOX.....	77
FOOTRESTS.....	41	TAIL LAMP.....	69
FRAME.....	37	TAPPETS.....	17
FRONT BRAKE.....	51,53	TIMING COVER.....	21,23
FRONT FORKS.....	45,47	TIMING GEARS.....	11
FRONT WHEEL.....	49	TOOLKIT.....	75
GASKET SETS.....	9	TWIN SEAT.....	61
GEARBOX.....	25,27,29	VALVES.....	17
HANDLEBARS.....	71	VALVE GUIDES.....	17
HEADLAMP.....	81	VALVE GUIDE SETS.....	9
HORN.....	79	WIRING HARNESS.....	81
KICKSTARTER.....	29	ZENER DIODE.....	79
MOTOR PLATES.....	41		
MOTOR TORQUE STAY.....	41		
MUDGUARDS.....	67		



**CLASSIC
BIKE SPARES**





T.S.S.

Bore & Stroke	76 x 82mm. 2.992 x 3.228in.
Capacity	744cc/45cu. in.
Compression Ratio	9.5:1
Spark Plugs	Champion G.63
Carburettor	Amal Concentric MKII 34mm. Bore
	Main Jet 230
	Needle Jet 106
	Needle 2C3
	Throttle Valve No.3
	20T
Gearbox Sprocket	Triplex 3/8 pitch x 84 links
Chains	G.P. Simple 5/8 x 3/8in. 106 links
	(U.K.) - 4 Imp. gall. / 18.2 litres
Capacities	(U.S.) - 2.3 Imp. Gall/10.45 litres
	Oil Tank 5 Imp. Pints / 2.8 litres
	Gearbox 7/8 pint / 500cc
	Front Forks 1/3 pint/190cc (each)
Tyre Size	Front 4.10 x 19
	Rear 4.10 x 18



First Consult the index on Page 3 for the parts or group of parts which you wish to locate. When you have located the parts make sure from the end columns that the part you have located does apply to your machine.

List the quantities required as single units; do not ask for "2 pairs" or "3 dozen".

In case of painted items always state the colour required. Painted parts are available only in the colours or alternatives specified for that model of that particular year.

PLEASE NOTE

THROUGHOUT THIS LIST, ASSEMBLIES ARE PRINTED IN CAPITALS AND THE COMPONENTS INCLUDED IN THAT ASSEMBLY ARE INDENTED IN THE DESCRIPTION COLUMN, REVERTING TO THE ORIGINAL ALIGNMENT WHEN THE ASSEMBLY IS COMPLETE. TO ORDER THE COMPLETE ASSEMBLY IT IS NECESSARY ONLY TO QUOTE THE ASSEMBLY NUMBER. ANY COMPONENT PARTS LISTED MAY ALSO BE OBTAINED SEPARATELY IF REQUIRED. WHERE COMPONENTS ARE COMMON TO ALL MODELS ONLY ONE COLUMN APPEARS UNDER QUANTITY.

SPECIAL WORKSHOP TOOLS

A COMPLETE LIST OF WORKSHOP TOOLS CAN BE MADE AVAILABLE BY CONTACTING YOUR DEALER. IN MOST CASES THESE TOOLS ARE VERY COSTLY AS THEY ARE MADE ENTIRELY FOR WORKSHOP USE, AND THEREFORE, IT IS NOT RECOMMENDED THAT THE PRIVATE OWNER PURCHASES THE TOOLS IN ORDER TO AID SERVICING THE MACHINE ONCE OR TWICE ONLY. IN THESE CIRCUMSTANCES IT IS FAR MORE ECONOMICAL TO GET IN TOUCH WITH A RECOGNISED DEALER.

UNIFIED THREAD FORM

NEW PARTS HAVING THREADED FIXINGS INTRODUCED IN THIS CATALOGUE HAVE THE UNIFIED FORM OF SCREW THREADS. THIS CHANGEOVER WILL BE CONTINUED AS AND WHEN NEW PARTS ARE INTRODUCED. EVEN WHERE PARTS ARE SIMILAR IN APPEARANCE NEW PART NUMBERS WILL BE ALLOCATED TO IDENTIFY THE UNIFIED THREADS. ALL NUTS, BOLTS AND STUDS HAVING THIS THREAD ARE IDENTIFIED BY MARKINGS. BOLTS HAVE A CIRCULAR RECESS IN THEIR HEADS, STUDS A CIRCULAR GROOVE ON THE END, AND NUTS HAVE INTERLOCKING CIRCLES ON THE SIDE.

PARTS SPECIAL TO PARTICULAR MARKETS ARE IDENTIFIED IN 'REMARKS' COLUMN, OTHERWISE PARTS ARE COMMON TO ALL MARKETS.

WHERE MAKERS PART NUMBERS ONLY ARE SHOWN FOR REFERENCE, PARTS MUST BE OBTAINED DIRECT FROM THE MAKERS OR THEIR DISTRIBUTORS.



ESSENTIAL SERVICE TOOLS

Part No.	Description
61-6019	Crankshaft pinion extractor
61-7013	Camshaft oil seal spreader
61-7011	Gearbox assy tool - quadrant positioner
61-6125	Gearbox sprocket nut spanner
61-6008	Tappet guide block punch
61-7014	Clutch hub - extractor tool
61-6135	Piston ring clamp
61-7017	Mainbearing extractor - LH outer race
61-3768	Clutch locking plate
61-6132	Camwheel extractor
61-7019	Rocker spindle seal compressor
61-7022	Locator tool assy - flywheel 38° - T.D.C.
61-7012	Primary chain tensioner tool
61-6063	Valve guide removal & replacement tool
61-7023	Cam extractor 6CA
61-7010	Torque tool adaptor - cylinder head sleeve nut
61-7024	Peg spanner wheel bearing retainer
61-6121	Head race drift
61-6113	Fork damper tool
61-7025	Valve seat cutter (inlet and exhaust)
61-7027	Blending cutter (inlet and exhaust)
61-7029	Arbor pilot & tommy bars - valve seat cutters
61-6117	Swinging arm bearing - removal replacement tool
61-7035	Crankshaft balance weights (689 grms.)
61-7043	Camshaft replacement tool



PISTONS (C/W RINGS GUDGEON PIN & CIRCLIPS)

71-7651	PISTON ASSY	+ 0.010
71-7652	PISTON ASSY	+ 0.020

PISTON RING SETS (COMPRISING 2 OFF COMP. RING 1 OFF SPIRAL CONTROL RING)

99-7567	RING SET	STD.	STD.
71-7665	COMP. RING		STD.
71-7647	SPIRAL RING		STD.
99-7568	RING SET		+ 0.010
71-7666	COMP. RING		+ 0.010
71-7648	SPIRAL RING		+ 0.010
99-7569	RING SET		+ 0.020
71-7667	COMP. RING		+ 0.020
71-7649	SPIRAL RING		+ 0.020

VALVE GUIDE SETS (COMPRISING 4 INLET 4 EXHAUST 8 CIRCLIPS 4 VALVE SEALS)

99.7564	VALVE GUIDE SET	STD.
99-7565	VALVE GUIDE SET	+ 0.005
99-7566	VALVE GUIDE SET	+ 0.015

OIL PUMP

99-7508	OIL PUMP VALVE PACK
---------	---------------------

GASKET SETS

99-7571	DECOKE SET
99-7572	OVERHAUL SET

VALVE SPRING SET

99-7570	8 OFF INNER
	8 OFF OUTER

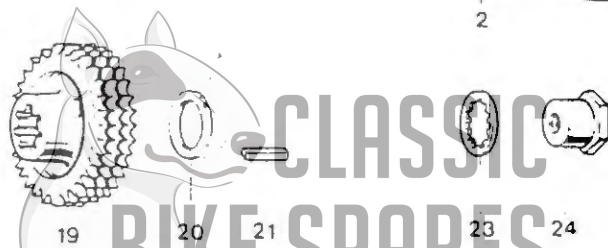
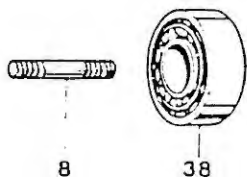
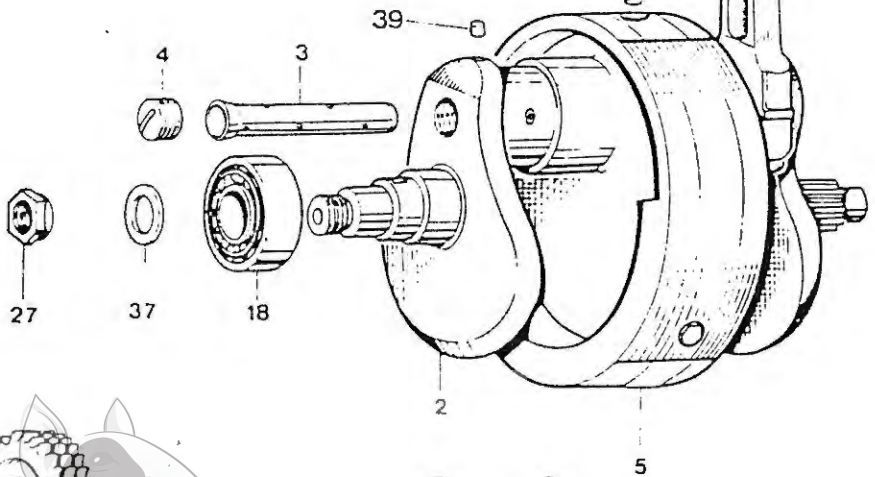
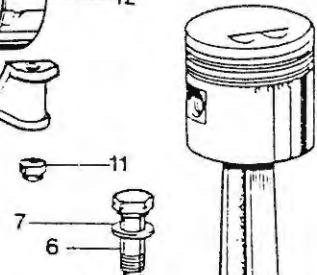
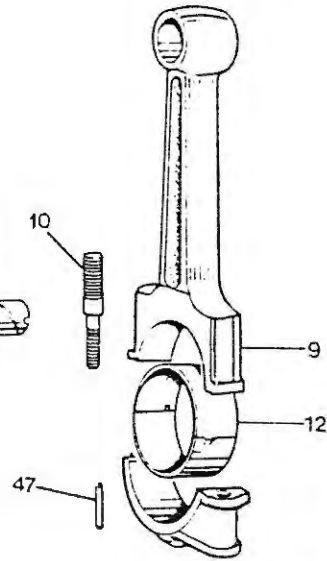
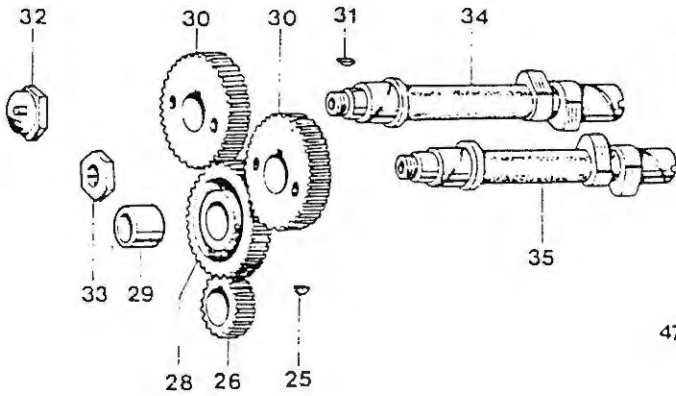
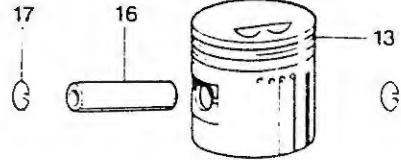
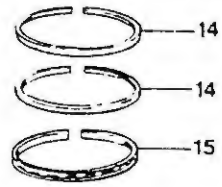
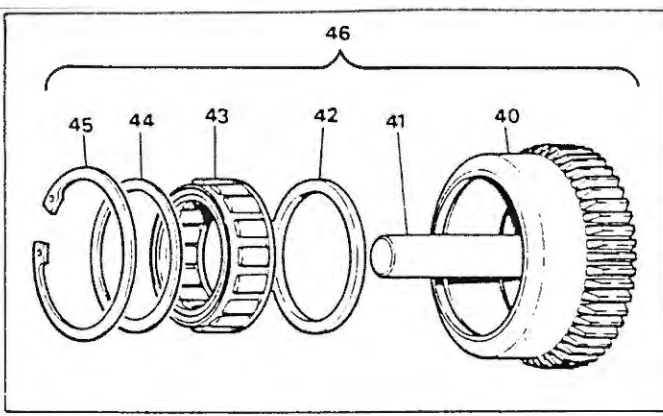
BEARING CONROD B/E

99-7562	4 OFF	- 0.010
99-7563	4 OFF	- 0.020

OWNER HANDBOOK

60-7634





CLASSIC
BIKE SPARES


CRANKSHAFT AND CONNECTING RODS

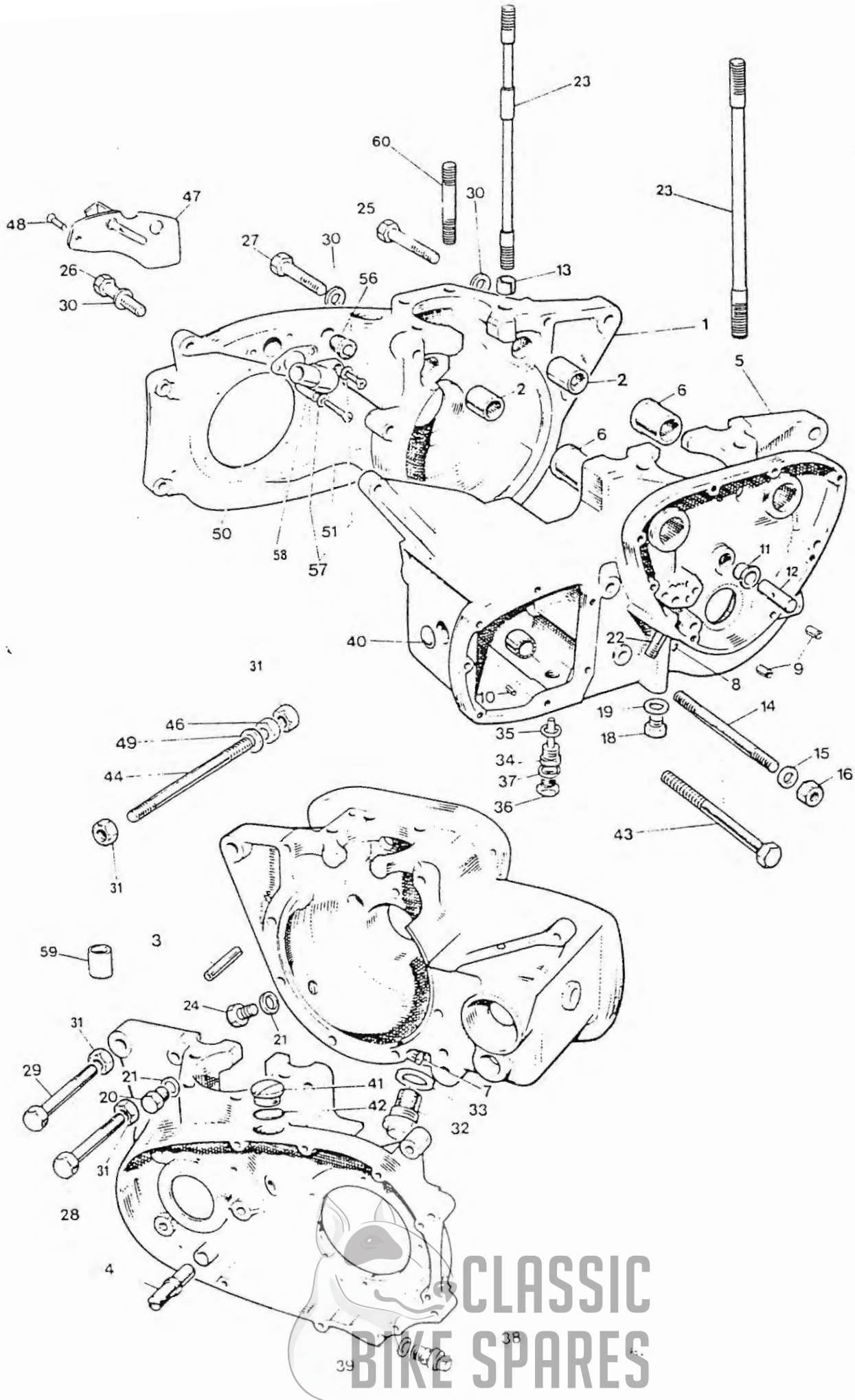
CRANKSHAFT AND CONNECTING RODS

QUANTITY

Ref. No.	Part No.	Description	E/S TSS	E/S TS8	K/S TSS
1	71-7656	CRANKSHAFT AND FLYWHEEL ASSEMBLY	1	1	1
2	71-7655	CRANKSHAFT C/W. OIL TUBE	1	1	1
3	71-7353	Oil tube	1	1	1
4	71-7354	Screwed plug	1	1	1
5	71-7444	Flywheel	1	1	1
6	71-7448	Flywheel bolt	3	3	3
7	71-1003	Washer	3	3	3
8	21-2183	Crankshaft stud (1 3/8 in. O.A.)	1	1	1
9	71-7339	CONNECTING ROD	2	2	2
10	71-7341	Connecting rod stud	4	4	4
11	21-7091	Self locking nut	4	4	4
12	71-7445	Big end bearing (Available in - .010 in. and - .020 in. undersizes)	4	4	4
13	71-7374	PISTON COMPLETE	2	2	2
14	71-7665	Taper compression ring	4	4	4
15	71-7647	Oil control ring	2	2	2
16	71-3354	Gudgeon pin	2	2	2
17	71-3700	Circlip	4	4	4
18	60-7362	Main bearing, right	1	1	1
19	71-3542	Motor sprocket, 29 teeth Triplex	1	1	1
20	71-3544	Distance piece	1	1	1
21	71-0082	Rotor key	1	1	1
23	21-7024	Fan disc lock washer	1	1	1
24	21-2182	Nut	1	1	1
25	70-1580	Key	1	1	1
26	71-7679	Timing pinion	1	1	1
27	71-2877	Nut	1	1	1
28	70-6159	INTERMEDIATE WHEEL	-	-	1
29	70-0400	Intermediate wheel bush	-	-	1
30	71-7657	Camshaft pinion	2	2	1
31	70-1558	Camshaft key	2	2	2
32	71-1007	Inlet camshaft nut	1	1	2
33	70-6523	Exhaust camshaft nut	1	1	1
34	71-7349	Inlet camshaft	1	1	1
35	71-7449	Exhaust camshaft	1	1	1
37	70-3300	Clamping washer	1	1	1
38	70-2879	Main bearing, left (RM11L)	1	1	1
39	70-3902	Plug, crankshaft oilway	1	1	1
Not illus.	71-2663	Spacer	1	1	1
Not illus.	70-8038	Shim (0.010 in.)	As Required		A/R
Not illus.	71-2660	Shim (0.030 in.)	As Required		A/R
40	71-7618	Intermediate wheel c/w spindle	1	1	-
41	71-7561	Spindle	1	1	-
42	71-7245	Spacer Ring-inner	1	1	-
43	60-7291	Sprag Clutch	1	1	-
44	71-7244	Retainer Ring-outer	1	1	-
45	60-7269	Circlip	1	1	-
46	71-7526	Sprag Clutch Assy	1	1	-
47	60-7264	Spiral Pin	4	4	4

* Use Loctite 270 Sealant





CLASSIC
BIKE SPARES

CRANKCASE

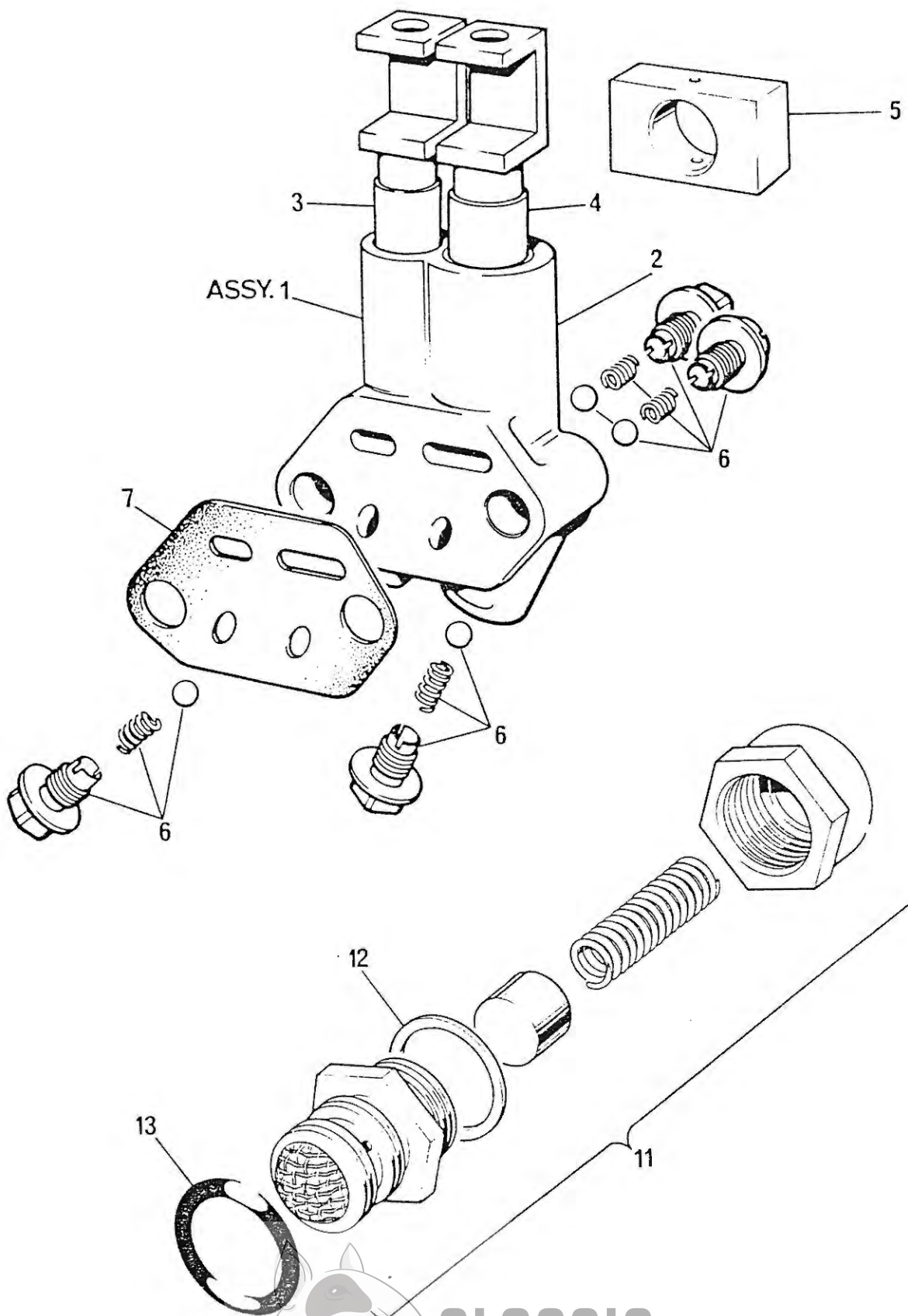
CRANKCASE

Ref. No.	Part No.	Description	ES TSS	ES TS8	K/S TSS
1		*CRANKCASE DRIVE SIDE	Reference Only		
2	71-0287	Camshaft bush L.H.	2	2	2
3	71-3989	Hollow dowel, crankcase joint	1	1	1
4	71-7258	Chain tensioner Privot Pin	1	1	1
5		*CRANKCASE TIMING SIDE	Reference Only		
6	71-0286	Camshaft bush R.H.	2	2	2
7	70-4538	Scavenge pipe	1	1	1
8	70-6386	Locating peg (at oil pipes)	1	1	1
9	57-0989	Hollow dowel 2 off timing cover 2 off G'Box Inner Cover	4	4	4
10	57-0912	Locating peg (L/S at thrust washer)	1	1	1
11	71-7627	Bush-intermediate spindle	1	1	1
12	71-7489	Intermediate wheel spindle			1
13	70-8751	Hollow dowel, cylinder base	2	2	2
14	14-1445	Stud, rear	1	1	1
15	60-4246	Plain washer	2	2	2
16	14-1303	Nut	1	1	1
17	57-1606	Needle roller bearing layshaft	1	1	1
18	70-9330	Oilway plug	1	1	1
19	82-1880	Copper washer	1	1	1
20	21-1871	Tachometer drive plug (L.H. thread)	1	1	1
21	37-3761	'O' ring, ignition timing hole plug	1	1	1
22	21-1863	Oil pipe stud	1	1	1
23	71-7364	Cylinder stud L/H Rear R/H Front	2	2	2
23	71-7365	Cylinder stud outer R/H Rear L/H Front	2	2	2
24	21-1872	Plug, timing hole	1	1	1
25	21-1870	Bolt, rear	1	1	1
26	14-6220	Bolt, top rear	1	1	1
27	14-6223	Bolt, top front	1	1	1
28	14-0230	Bolt, long - crankcase halves	1	1	1
29	21-1823	Bolt, short - crankcase halves	2	2	2
30	60-2330	Plain washer	10	10	10
31	14-1302	Nut	5	5	5
32	70-9336	Crankcase filter	1	1	1
33	70-8782	'O' Ring	1	1	1
34	57-2167	Drain plug (with level tube)	1	1	1
35	60-7132	Fibre washer	1	1	1
36	21-0543	Level plug	1	1	1
37	70-2441	Copper washer	1	1	1
38	71-7259	Chain adjuster plug	1	1	1
39	70-6299	Washer adjuster plug	1	1	1
40	57-1920	Blanking plug	1	1	1
41	57-2166	Plug inspection	1	1	1
42	70-8782	'O' ring	1	1	1
43	14-6242	Bolt, rear - crankcase halves	1	1	1
44	21-0669	Stud, crankcase halves	1	1	1
46	14-0402	Nut, exhaust ties	2	2	2
47	70-9334	Breather cover plate assembly	1	1	1
48	71-1077	Screw	1	1	1
49	60-2428	Spring washer	2	2	2
50	71-1460	Joint washer	1	1	1
51	70-7354	Screw	2	2	2
56	71-1345	Grommet, alternator leads - external	1	1	1
57	70-6559	Washer, outlet stub screw	2	2	2
58	71-4044	Outlet stub	1	1	1
59	71-7645	Hollow dowel cyl base L/H	2	2	2
60	21-7121	Stud c/case to barrel	4	4	4

* NOTE CRANKCASES ARE SUPPLIED ONLY AS MATCHED PAIRS PART No. 71-7664 71-7454

TSS TS8



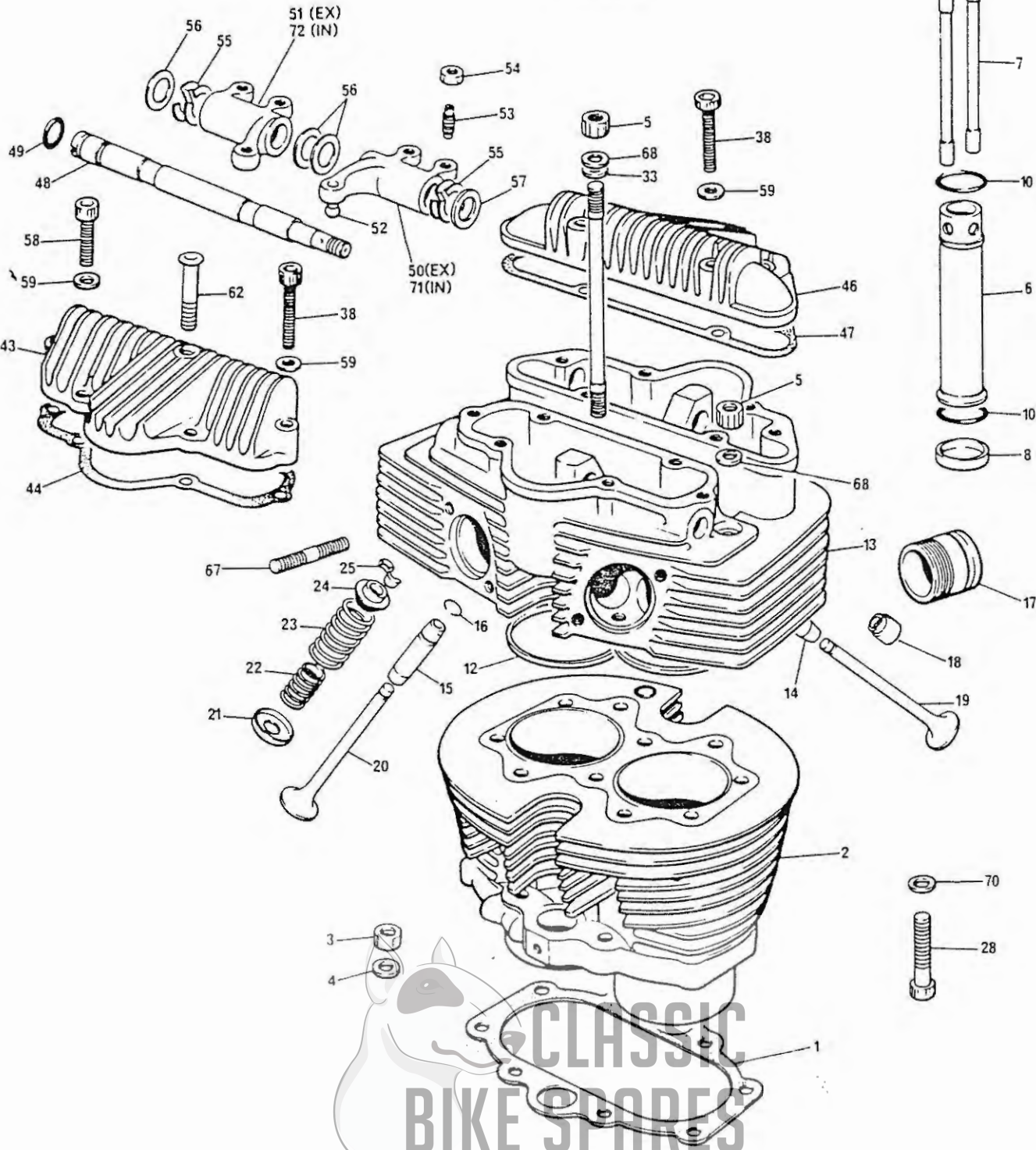
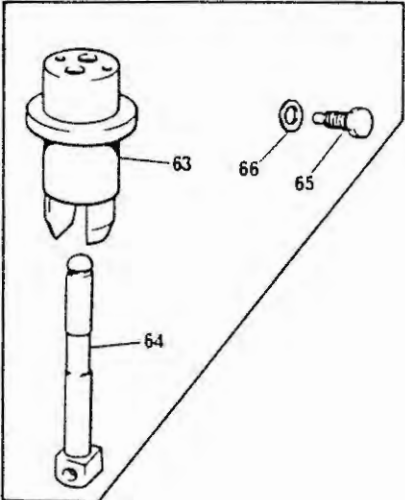


CLASSIC
OIL PUMP AND RELEASE VALVE
BIKE SPARES

OIL PUMP AND RELEASE VALVE

Ref. No.	Part. No.	Description	ES TSS	ES TS8	K/S TSS
1	71-7317	Oil pump complete	1	1	1
2	71-7253	Pump body	1	1	1
3	70-9269	Feed plunger	1	1	1
4	70-6681	Scavenger plunger	1	1	1
5	70-0495	Drive block	1	1	1
6	99-7508	OIL PUMP VALVE PACK	1	1	1
7	71-3910	Joint washer	1	1	1
NI	14-7007	Fixing screw short 1¼" U.H.	1	1	1
NI	14-7008	Fixing screw long 1½" U.H.	1	1	1
NI	60-2417	Washer spring - Fixing screw	2	2	2
11	71-3447	Oil pressure release valve	1	1	1
12	70-8754	Joint washer (cap to body)	1	1	1
13	60-3355	'O' ring, release valve	1	1	1



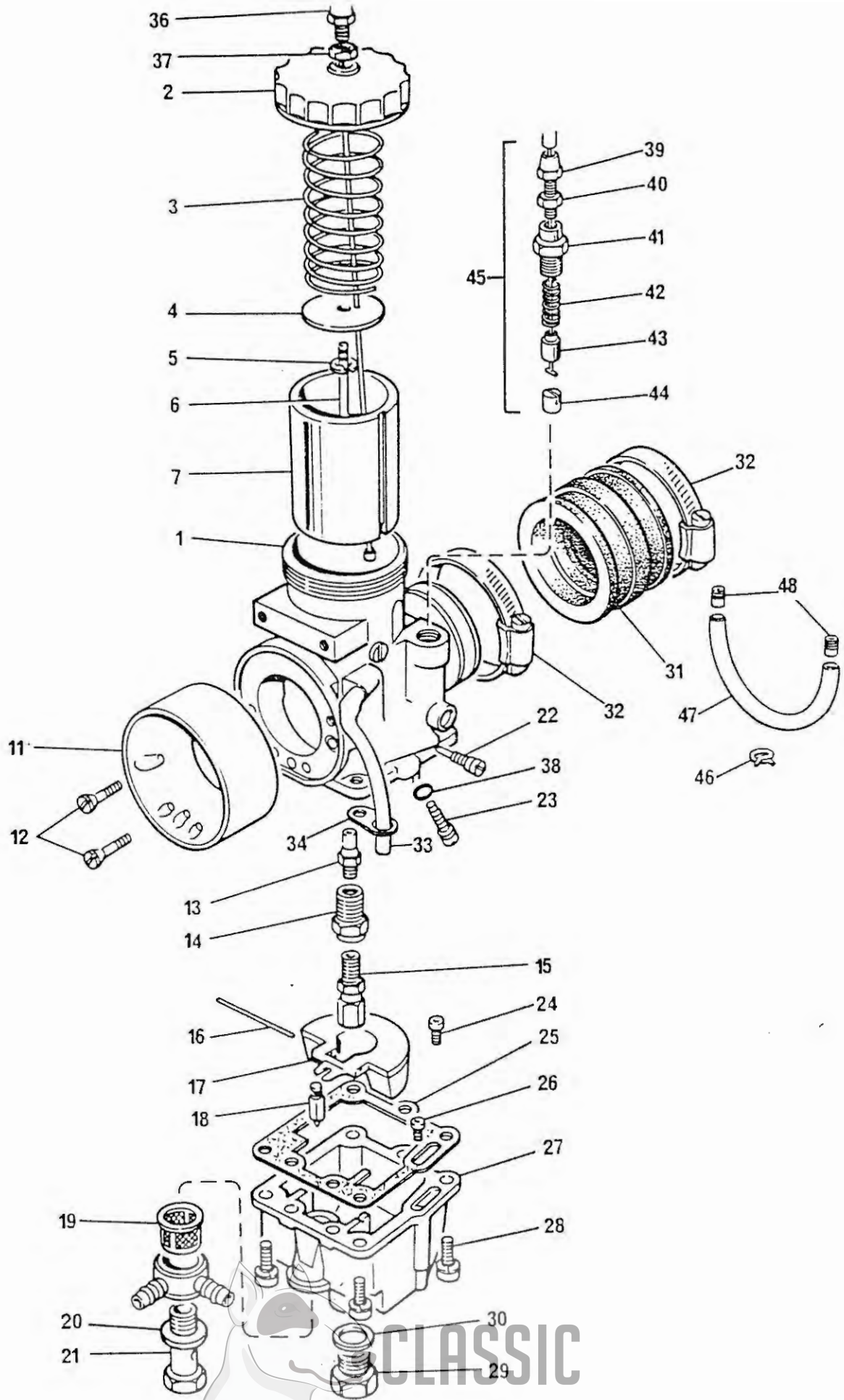


CLASSIC
BIKE SPARES

CYLINDER BLOCK AND HEAD

Ref. No.	Part No.	Description	TSS ES TS8 ES TSS K/S
1	71-7634	Cylinder base washer	1
2	71-7487	Cylinder barrel assy	1
3	21-1908	Cylinder base nut	4
4	70-3446	Washer	4
5	21-0692	Cylinder head nut (12 point)	6
6	71-7385	Push rod cover tube	2
7	71-7382	Push rod	4
8	71-7196	Sleeve	2
10	71-1283	'O' ring	4
12	71-7451	Cylinder head joint ring	2
13	71-7651	Cylinder head assy.	1
14	71-7346	Inlet valve guide	4
15	71-7347	Exhaust valve guide	4
16	70-3209	Circlip-valve guide	8
17	71-7447	Inlet stub	2
18	60-7363	Seal-inlet valve	4
19	71-7288	Inlet valve	4
20	71-7295	Exhaust valve	4
21	71-7345	Bottom cup	8
22	71-7284	Inner valve spring	8
23	71-7455	Outer valve spring	8
24	71-7285	Top collar	8
25	71-7367	Split cotter	16
28	14-1022	Socket head bolt	4
32	71-7366	Cylinder head to barrel stud	2
33	70-6299	'O' ring	2
38	14-7007	Socket head screw	8
NI	60-7289	Helicoil inserts cyl head	2
NI	60-7290	Helicoil inserts cyl head	2
43	71-7474	Tappet insp cover exhaust	1
44	71-7276	Joint washer exhaust cover	1
46	71-7472	Tappet inspection cover inlet	1
47	71-7277	Joint washer inlet cover	1
48	71-7350	Rocker spindle	2
49	60-7365	Sealing ring	2
50	71-7690	Rocker exhaust, left	1
51	71-7691	Rocker exhaust, right	1
52	71-7274	Ball pin	4
53	71-7275	Adjuster pin	4
54	14-0401	Lock nut	4
55	71-7287	Spring washer	4
56	21-7060	Thrust washer (.54")	6
57	21-7090	Thrust washer (.40")	2
58	14-7004	Screw - socket head	4
59	60-3963	Plain washer	12
62	83-7500	Connector - Breather	1
63	71-7194	Tappet Guide Block	2
64	71-7644	Tappet	4
65	71-7357	Set Bolt	2
66	70-2441	Washer	2
N.I.	70-7563	'O' Ring Tappet Guide Block	2
67	21-7057	Stud exhaust flange	4
68	21-7146	Washer	6
70	60-2418	Spring washer bolt cyl head to barrel	4
71	71-7692	Rocker (Inlet, left)	1
72	71-7693	Rocker (Inlet, right)	1



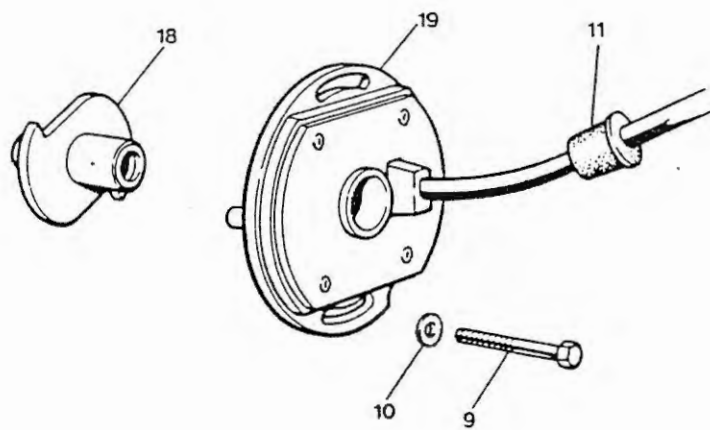
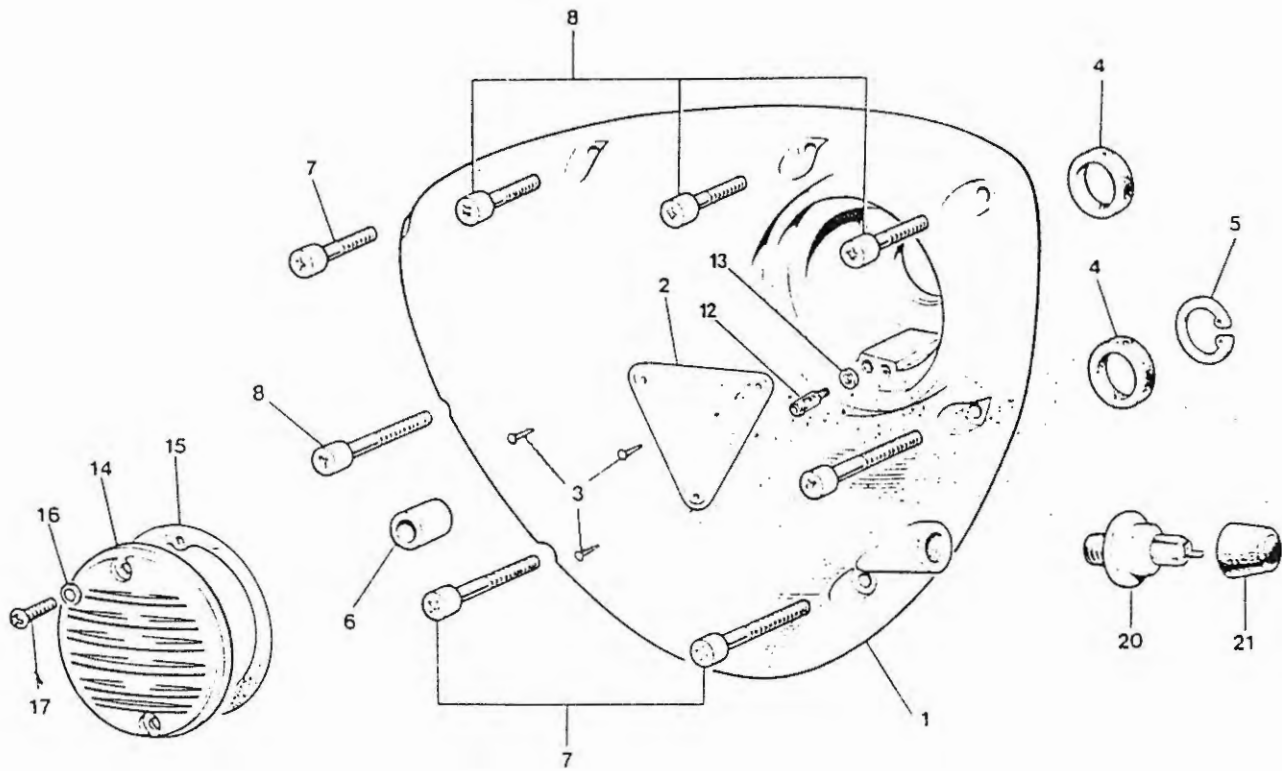


CLASSIC
BIKE SPARES

CARBURETOR AMAL MKII CONCENTRIC

Ref. No.	Part No.	Makers Part No.	Description	TSS ES TS8 ES TSS KS
NI	60-7640	L2934/8	CARBURETTOR, LEFT	1
NI	60-7641	R2934/7	CARBURETTOR, RIGHT	1
1	99-7558	L2934/002	CARBURETTOR BODY LEFT	1
1	99-7559	R2934/002	CARBURETTOR BODY RIGHT	1
2	99-7070	2928/064	Mixing chamber top	1
3	99-7071	2928/061	Throttle spring	1
4	99-7072	2928/071	Needle retaining disc	1
5	99-7073	2622/067	Needle clip	1
6	99-7074	2928/030	Throttle needle 2C3	1
7	99-7553	2928/060	Throttle slide No. 3½	1
11	99-7552	2928-129	Air intake adaptor	1
12	99-7080	2622/073	Air intake adaptor screws	2
13	99-1035	2928/122	Needle jet 106	1
14	99-7082	622/128	Jet holder	1
15	99-0450	376/200/230	Mainjet 230	1
16	99-7084	2622/069	Float spindle	1
17	99-0512	622/069	Float	1
18	99-7086	622/149	Float needle	1
19	99-0438	376/093	Filter	1
20	99-1124	13/163	Banjo bolt washer	1
21	99-0517	622/078	Banjo bolt	1
22	99-0515	622/076	Pilot air screw	1
23	99-0516	622/077	Throttle stop screw	1
24	99-7551	124/026/20	Pilot jet 20	1
25	99-7087	2622/070	Washer - float bowl	1
26	99-7117		Jet - cold start 35	1
27	99-7089	2622/139	Float bowl assy	1
28	99-0521	2622/086	Float bowl screws	4
29	99-7090	2622/065	Float bowl drain plug	1
30	99-7091	2622/066	Float bowl drain plug washer	1
31	60-7625		Rubber connector	2
32	60-7077	2928/146	Rubber connector clip	4
33	99-7092	2622/145	Air vent pipe	2
34	99-7093	2622/134	Clip vent pipe	2
36	99-7096	4/035	Throttle cable adjuster	1
37	99-7097	5/077	Throttle cable adjuster locknut	1
38	99-0520	622/082	'O' ring for air & throttle screw	2
NI	83-8286		Petrol pipe	1
NI	23-1031		Screw bracket to carb	3
NI	60-2427		Washer	2
NI	21-7028		Grub screw bracket to carb	1
39	99-7096	4-035	Choke cable adjuster	1
40	99-7097	5-077	Adjuster nut	1
41	99-7557	2622-091	Screw cold start	1
42	97-7556	2622-084	Spring cold start	1
43	97-7555	2622-092	Plunger cap	1
44	97-7554	2622-094	Plunger assy	1
45	99-7501	2622-149	Cold start kit less cables	A/R
46	60-4428		Ear Clip	2
47	71-7681		Connecting pipe balance	1
48	71-7103		Stub	2

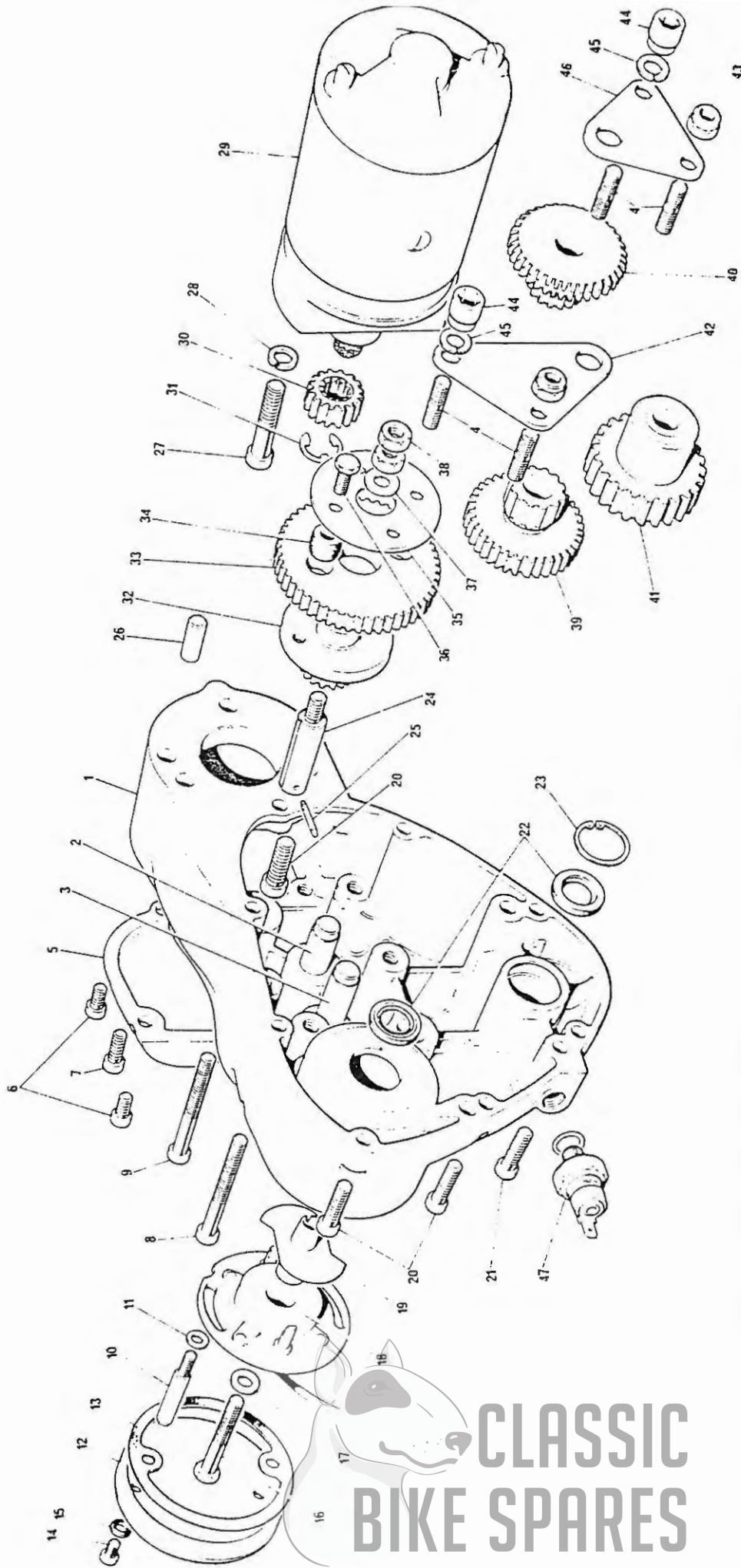





CLASSIC
 TIMING COVER AND CONTACT BREAKER
BIKE SPARES

Ref. No.	Part No.	Description	TSS K/S
1	71-7318	Timing cover c/w Patent plate	1
2	70-4016	Patent plate	1
3	60-4255	Hammer - drive screw	3
4	70-4568	Oil seal	1
4	70-6387	Oil seal (0.020 in. undersize)	A
NI	71-7263	Joint Washer - Timing Cover	1
5	70-4569	Circlip	1
6	57-0989	Hollow dowel	2
7	14-7007	Screw, long	2
8	14-7006	Screw, short	6
9	14-0207	Bolt	1
10	70-8163	Plain washer	1
11	70-4707	Rubber grommet	1
12	70-7680	Pillar bolt	2
13	70-6559	Plain washer	2
14	71-7159	Cover	1
15	71-1462	Joint washer	1
16	97-0430	Fibre washer	2
17	70-7354	Screw (1/2 in. U.H.)	2
18	99-7043	Reluctor Lucas 54400905	1
19	99-7550	Pulse sensor c/w lead Lucas	1
20	60-3719	Oil pressure switch	1
21	71-2930	Cover pressure switch	1





**CLASSIC
BIKE SPARES**

COVER TO CRANKCASE SCREW INFORMATION			
LETTER	PART No	LENGTH UH	QUANTITY
A	14-7012	2 1/2"	1
B	14-7013	2 3/4"	2
C	14-7006	1"	3
D	14-7007	1 1/4"	2

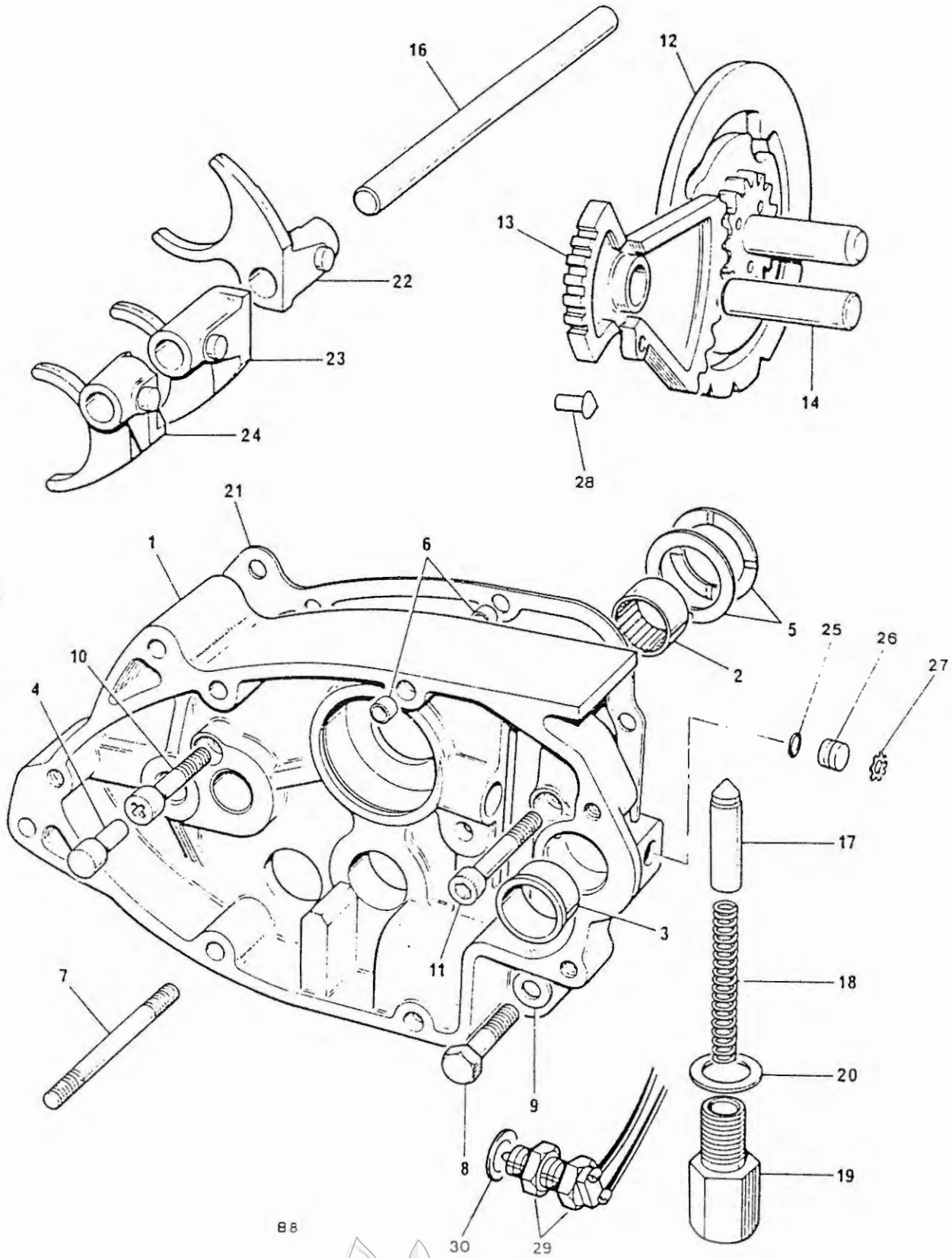
E/S TIMING COVER GEARS

REF No	PART No	DESCRIPTION	TSS	TS8
1	71-7606	Timing cover	-	1
1	71-7501	Timing Cover	1	-
2	71-7377	Spindle: 2nd stage	1	1
3	71-7376	Spindle: 3rd stage	1	1
4	21-7066	Stud-Outrigger plate	4	4
5	71-7327	Cover-starter motor	1	-
5	71-7593	Cover starter motor	-	1
N1	71-7328	Joint washer-cover	1	1
6	14-7003	Screw-cover to case 5/8" UH	2	2
7	14-7006	Screw-cover to case 1" UH	1	1
8	14-7012	Screw-timing cover to c/case 2 1/2" UH	1	1
9	14-7013	Screw-timing cover to c/case 2 3/4" UH	2	2
10	71-7400	Pillar bolt	2	2
11	70-6559	Washer-pillar bolt	4	4
12	71-7159	Cover-pulse sensor	1	1
13	71-1462	Gasket-cover	1	1
14	70-7354	Screw-cover fixing	2	2
15	97-0430	Washer-fibre	2	2
16	14-0207	Bolt-reluctor fixing	1	1
17	70-8163	Washer-bolt	1	1
18	99-7550	Pulse sensor	1	1
19	99-7043	Reluctor	1	1
20	14-7006	Screw-timing cover to c/case 1" UH	3	3
21	14-7007	Screw-timing cover to c/case 1 1/4" UH	2	2
22	70-4568	Oil seal-at camshaft and crankshaft	2	2
23	70-4569	Circlip-oil seal at crankshaft	2	2
24	71-7494	Spindle for gear 2/3	1	1
25	60-7385	Roll pin-spindle fixing	1	1
26	71-7383	Dowel-motor to cover	1	1
N1	60-7295	'O' Ring-motor to cover	1	1
27	14-7020	Screw-motor to cover	3	3
28	60-2428	Washer-spring for screw	3	3
29	60-7296	Starter motor	1	1
30	71-7226	Pinion-starter motor	1	1
31	60-7292	Retainer-pinion to starter motor	1	1
32	71-7416	Pinion no. 3 & coupling-16T	1	1
33	71-7417	Pinion no.2-54T	1	1
34	60-7340	Bush-shock absorber	2	2
35	71-7418	Face washer-bush retainer	1	1
36	21-7083	Screw-face washer	1	1
37	60-2330	Washer-thrust	2	2
38	14-0402	Nut-end float adjustment	1	1
39	71-7242	Gear no. 4/5 36-16T	2	2
40	71-7621	Gear no. 6/7 36 - 9T	1	1
41	71-7619	Gear no. 8 - 19T assy	1	1
42	71-7379	Plate-upper outrigger	1	1
43	14-1202	Nut-plate fixing	2	2
44	21-7092	Nut-socket head	2	2
45	60-2428	Washer-spring	2	2
46	71-7380	Plate-Lower outrigger	1	1
47	60-3719	Oil pressure switch	1	1
NI	71-7421	Cush Drive Assy	1	1

Note:- For Sprag clutch information see page 11



CLASSIC
BIKE SPARES



88

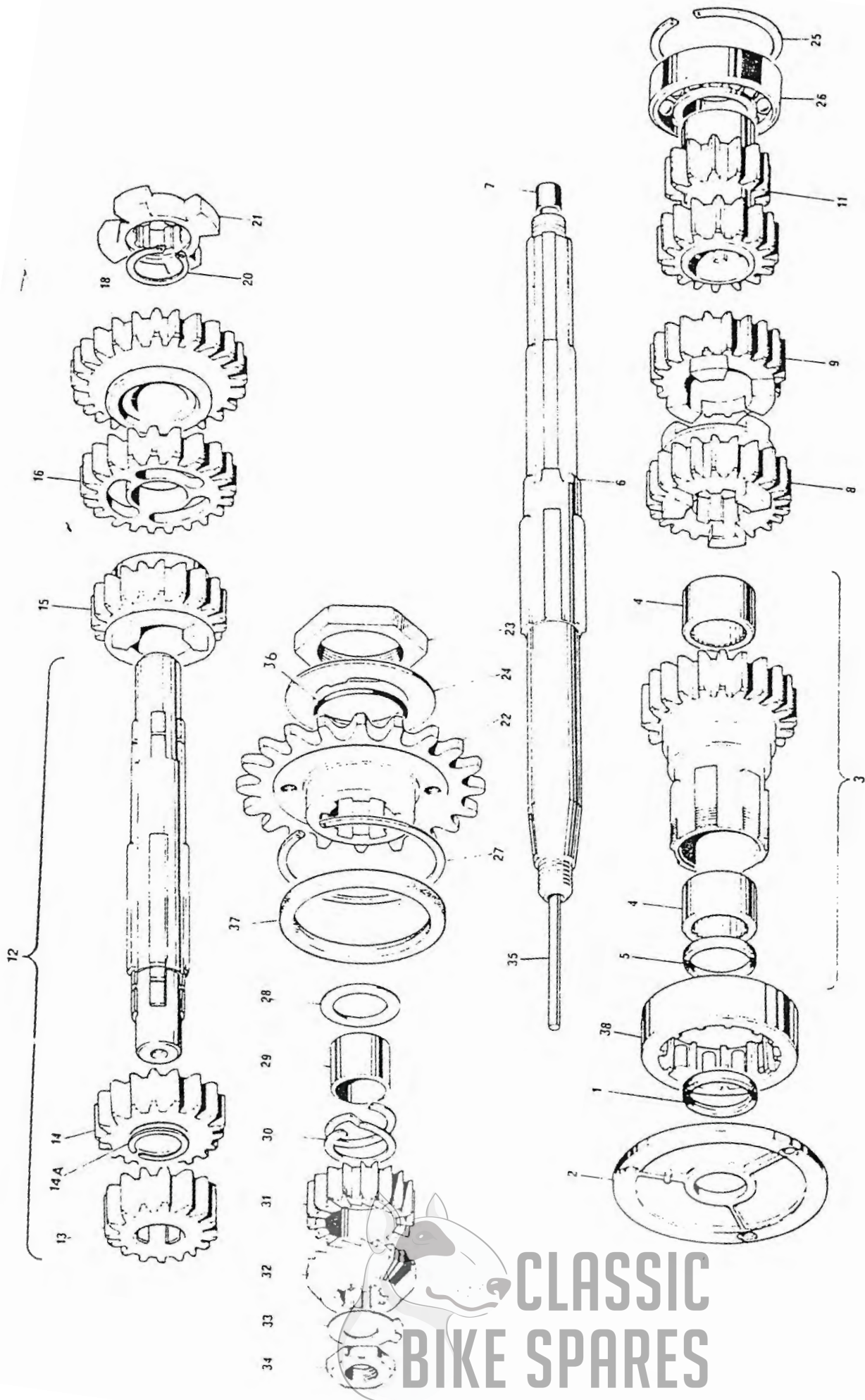
GEARBOX INNER COVER AND SELECTORS



GEARBOX INNER COVER AND SELECTORS

Ref. No.	Part No.	Description	TSS	TS8
1	57-7078	GEARBOX INNER COVER	-	1
1	57-7049	GEARBOX INNER COVER	1	-
2	57-1614	Layshaft bearing	1	1
3	57-7009	Gearchange spindle bush	1	1
4	57-0045	Kickstart stop	1	1
5	57-1607	Thrust washer	2	2
6	57-0989	Hollow dowel	4	4
7	21-2149	Stud	2	2
8	21-1907	Bolt	1	1
9	70-3446	Washer	1	1
10	14-6608	Screw	1	1
11	14-7023	Screw	1	1
12	57-4889	Camplate	1	1
13	57-7052	Operating quadrant c/w pin	1	1
14	57-7011	Quadrant spindle	1	1
16	57-3989	Selector fork rod	1	1
17	57-7020	Index plunger	1	1
18	57-4459	Plunger spring	1	1
19	57-4400	Housing, index plunger	1	1
20	57-3978	Washer	1	1
21	57-7012	Joint washer, inner cover to crankcase	1	1
22	57-4364	Selector fork - mainshaft 4th gear	1	1
23	57-4366	Selector fork - layshaft 3rd gear	1	1
24	57-4660	Selector fork - layshaft 1st gear	1	1
25	37-3761	'O' ring	1	1
26	57-7015	Plug	1	1
27	57-7016	Retainer	1	1
28	57-7041	Operating pin	1	1
29	60-7240	Switch neutral C/W lock nut	1	1
30	70-1335	Washer - For Switch	1	1
NI	57-7069	Spacer	-	1





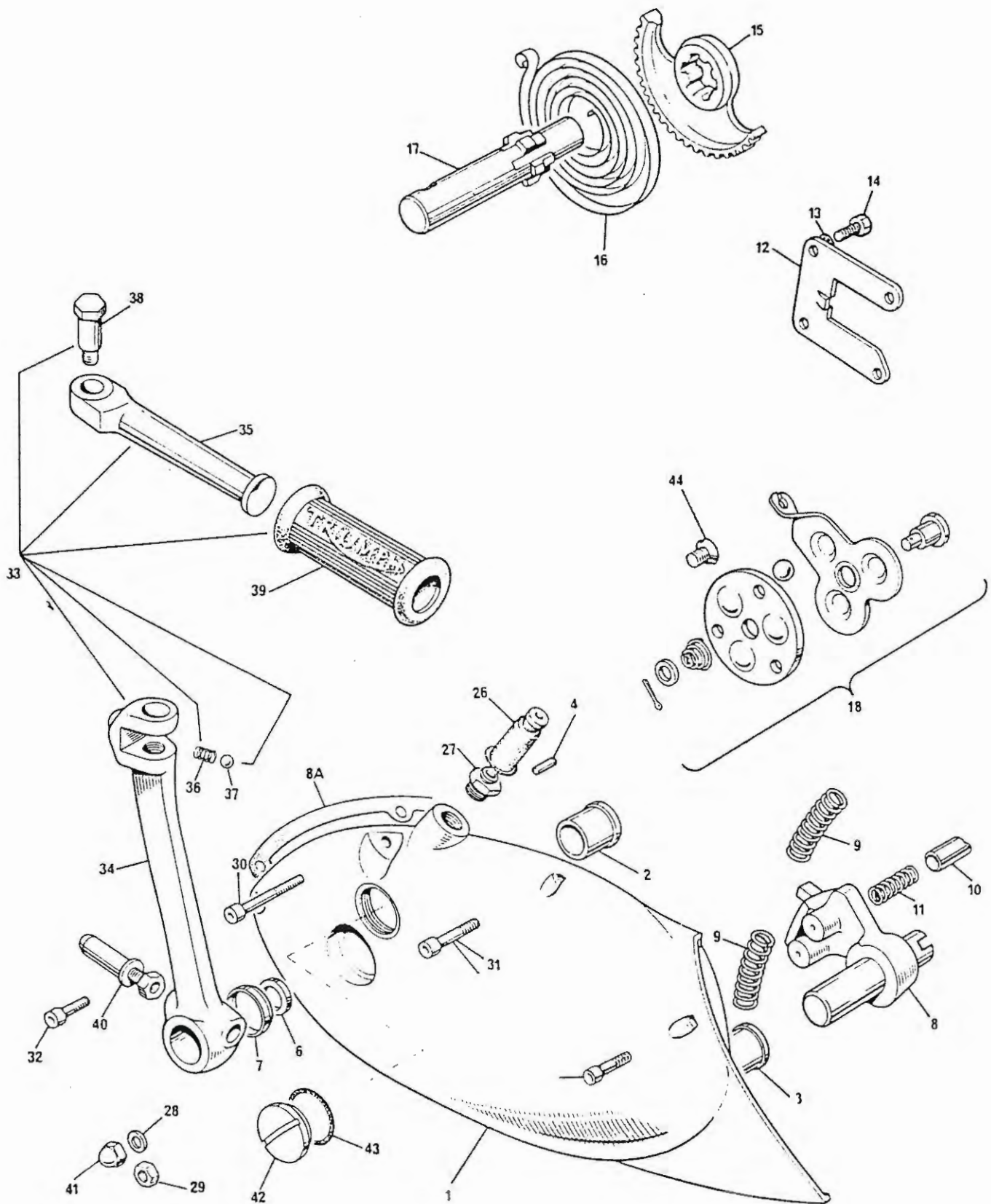
GEARBOX SHAFTS AND GEARS

CLASSIC
BIKE SPARES

GEARBOX SHAFTS AND GEARS

Ref. No.	Part No.	Description
1	60-3500	Oil seal, cover plate
2	70-3789	Cover plate
3	57-4779	MAINSHAFT HIGH GEAR ASSEMBLY
4	60-3511	Needle roller bearing
5	60-3500	Oil seal, high gear
6	57-7077	MAINSHAFT
7	57-3988	Bush
8	57-4376	Mainshaft 4th gear
9	57-4377	MAINSHAFT 3rd GEAR c/w bush
11	57-4653	Mainshaft 1st and 2nd gear
12	57-4900	LAYSHAFT ASSY
13	57-4791	Layshaft high gear
14	57-4787	Layshaft 4th gear c/w bush
14A	57-4790	Circlip for layshaft high gear
15	57-4647	Layshaft 3rd gear
16	57-4657	LAYSHAFT 2nd GEAR c/w bush
18	57-4654	LAYSHAFT 1st GEAR c/w bush
20	60-3494	Circlip
21	57-4661	Driving dog
22	57-4782	Gearbox sprocket - 20T
22	57-7067	Gearbox Sprocket 21T
23	57-4396	Locknut
24	57-4909	Lock washer
25	70-0489	Circlip
26	60-3552	Mainshaft bearing
27	57-4113	Circlip
28	57-1962	Washer
29	57-1963	Pinion sleeve
30	57-1250	Pinion spring
31	57-0730	Kickstart pinion
32	57-0731	Kickstart ratchet
33	57-7076	Tab washer
34	21-7072	Nut
35	57-1736	Clutch operating rod
36	71-1070	'O' ring, gearbox sprocket
37	60-3512	Oil seal, gearbox sprocket
38	60-4100	High gear bearing



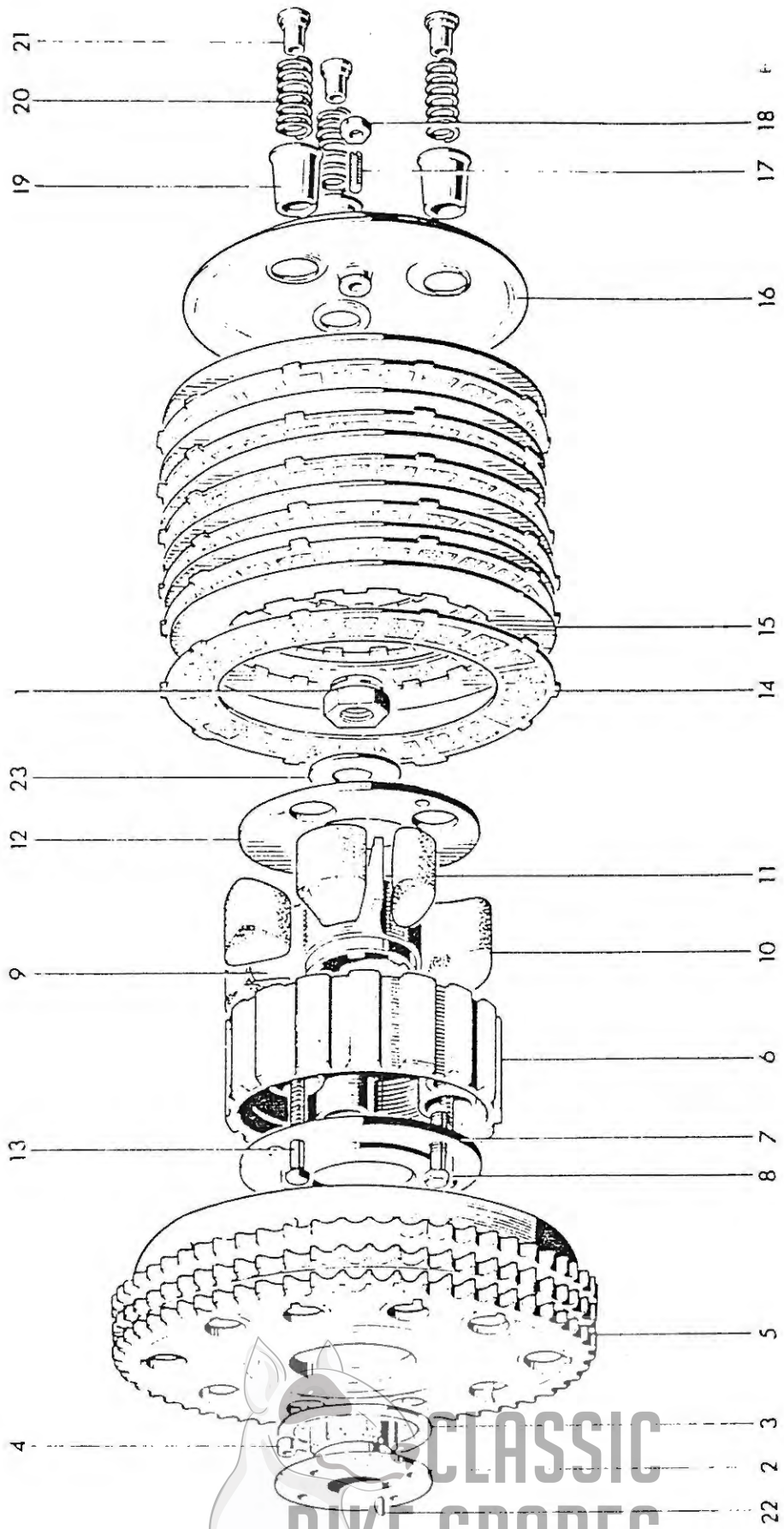



CLASSIC
BIKE SPARES
 GEARBOX OUTER COVER

GEARBOX OUTER COVER

Ref. No.	Part No.	Description	TSS	TS8
1	57-7071	GEARBOX OUTER COVER	-	1
1	57-7050	GEARBOX OUTER COVER	1	-
2	57-0023	Kickstarter spindle bush	1	1
3	57-7008	Gearchange spindle bush	1	1
4	57-0047	Kickstarter spring anchor pin	1	1
6	57-1956	Oil seal	1	1
7	57-1955	Oil seal housing	1	1
8	57-7021	Gearchange quadrant assembly	1	1
8A	71-1448	Gasket outer cover	1	1
9	57-7051	Quadrant return springs	2	2
10	57-4403	Gearchange quadrant plunger	2	2
11	57-0405	Plunger spring	2	2
12	57-0407	Guide plate	1	1
13	70-1612	Serrated washer	4	4
14	14-6103	Bolt - guide plate	4	4
15	57-4117	Kickstarter quadrant	1	1
16	57-0031	Kickstarter return spring	1	1
17	57-4756	Kickstarter axle	1	1
18	57-7033X	Clutch lever assembly	1	1
26	57-1646	Rubber cover	1	1
27	57-3762	Abutment for clutch cable	1	1
28	60-4247	Plain washer	2	2
29	14-1302	Nut	1	1
30	14-7013	Screw cover to crankcase	2	2
31	14-7007	Screw outer cover to inner	2	2
32	14-7006	Screw outer cover to inner	1	1
33	57-7018	FOLDING KICKSTARTER ASSEMBLY	1	-
34	57-2173	Kickstarter crank	1	-
35	57-7017	Kickstarter pedal	1	-
36	57-1167	Pedal locating spring	1	-
37	60-2364	Steel ball, 1/4 in. diam.	1	-
38	21-0541	Pedal bolt	1	-
39	57-2330	Pedal rubber	1	-
40	57-4356	Cotter pin c/w nut and washer	1	-
41	21-0544	Domed nut	1	1
42	57-2166	Filler plug	1	1
43	70-8782	'O' ring	1	1
44	21-1879	Screw	1	1
NI	57-7068	Blanking plug	-	1





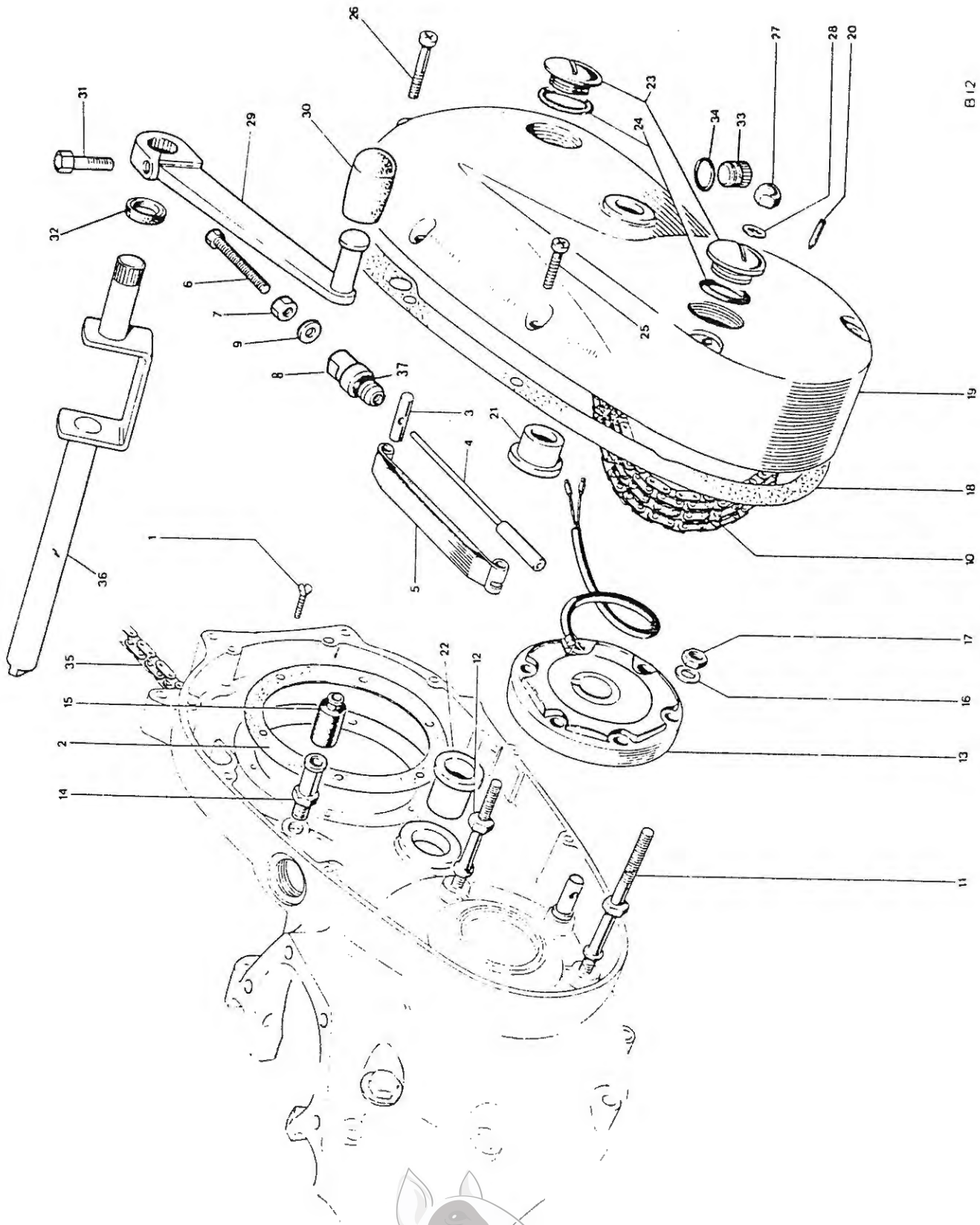
CLUTCH

CLASSIC
BIKE SPARES

CLUTCH

Ref. No.	Part No.	Description	TSS ES	TS8 ES	TSS KS
1	21-0586	Clutch securing nut	1		
2	57-3929	Hub	1		
3	57-3931	Thrust washer	1		
4	57-0394	Roller	20		
5	57-7065	Sprocket and housing	1		
6	57-4438	Centre	1		
7	57-4436	Inner plate	1		
8	21-2157	Bolt	3		
9	57-4636	Shock absorber spider	1		
10	57-1722	Drive rubber (large)	3		
11	57-1723	Rebound rubber (small)	3		
12	57-4437	Outer plate	1		
13	57-4754	Screwed pin	3		
14	57-7058	Driving plate (bonded)	6		
15	57-7060	Driven plate	6		
16	57-4590	Pressure plate	1		
17	57-2159	Adjuster pin	1		
18	14-0403	Nut	1		
19	57-1931	Spring cup	3		
20	57-1830	Spring	3		
21	57-2526	Pressure nut	3		
22	60-4253	Key	1		
23	57-4794	Washer	1		
NI	57-7056	Clutch assembly complete	1		
NI	57-4435	Clutch shock absorber assembly complete	1		





B 12

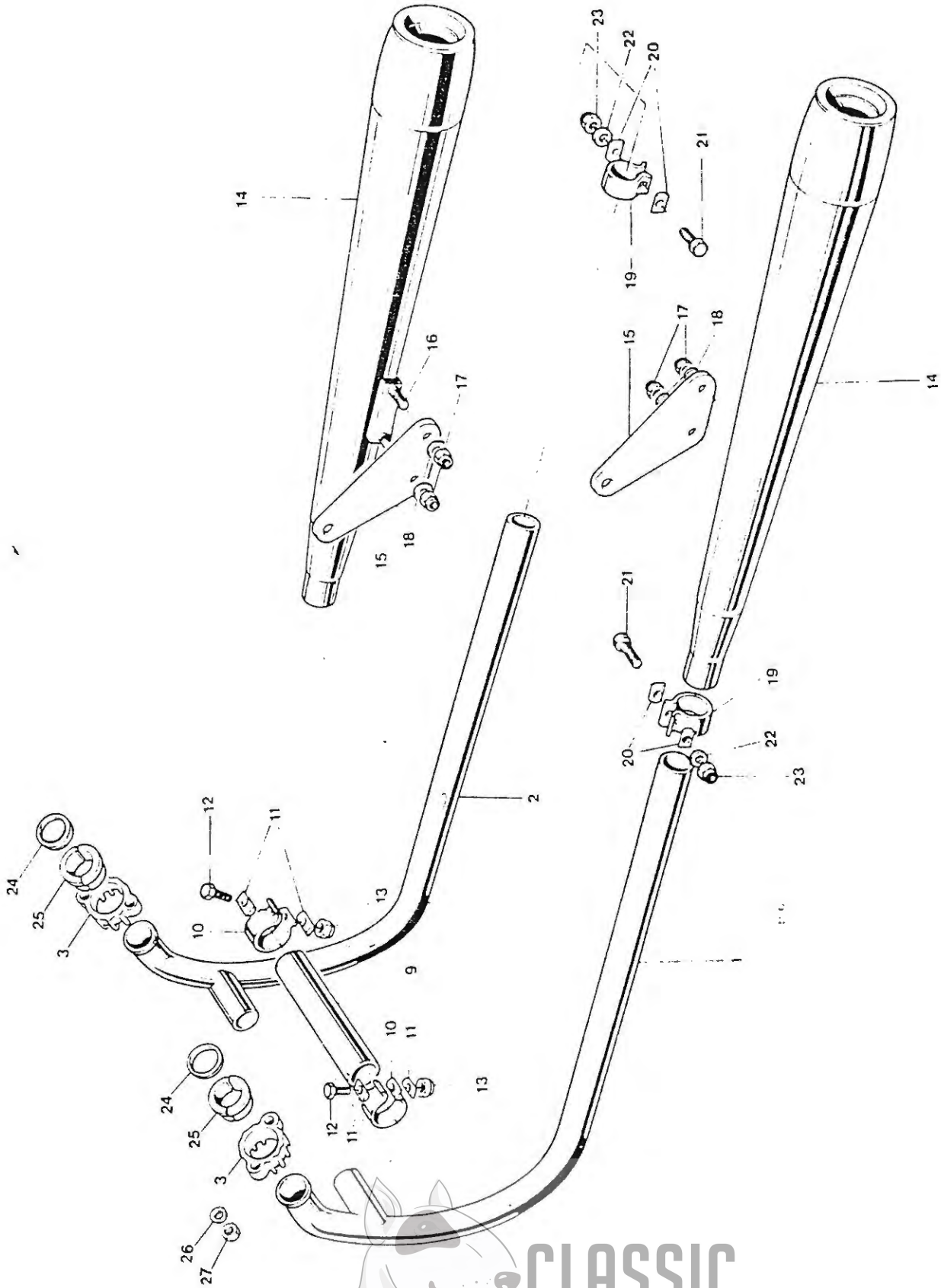
CHAINCASE AND CHAINS



CHAINCASE AND CHAINS

Ref. No.	Part No.	Description	TSS	TS8
1	70-3821	Countersunk screw	6	6
2	71-1419	Joint washer	1	1
3	70-5087	Trunnion	1	1
4	71-7255	Tie rod - chain tensioner	1	1
5	70-5085	Blade - chain tensioner	1	1
6	21-7064	Screw - chain adjuster	1	1
7	14-0401	Nut - screw	1	1
8	71-7259	Plug - tensioner screw	1	1
9	60-7268	Washer - for Nut	1	1
10	60-4125	Primary chain, 3/8 in. Triplex x 84 links	1	1
11	21-2199	Stator stud	2	2
12	21-2198	Stator stud	1	1
13	60-7256	Alternator CPTe	1	1
14	70-9360	Sleeve nut	1	1
15	70-4144	Rubber grommet	1	1
16	60-4247	Plain washer	3	3
17	21-1852	Self-locking nut	3	3
18	71-7009	Joint washer	1	1
19	71-7464	Chaincase	1	-
19	71-7547	Chaincase	-	1
20	71-3892	Timing pointer	1	1
21	57-7055	Bush - footchange spindle	1	1
22	57-7009	Bush - footchange spindle inner	1	1
23	71-3895	Inspection plug	2	2
24	71-3896	'O' ring	2	2
25	14-7006	Screw	6	6
26	14-7019	Screw	2	2
27	21-0544	Domed nut	2	2
28	82-1880	Copper washer	2	2
29	57-7010	Gearchange pedal	1	1
30	57-2331	Pedal rubber	1	1
31	14-0201	Bolt	1	1
32	57-1956	Oil seal-spindle	1	1
33	14-7017	Drain plug - primary cover	1	1
34	70-6299	'O' ring - drain plug	1	1
35	60-7629	Rear chain 5/8in. x 3/8in. x 106 links G.P.	1	1
36	57-7062	Footchange spindle	1	1
37	70-6299	'O' Ring for plug - Ref. line 8	1	1





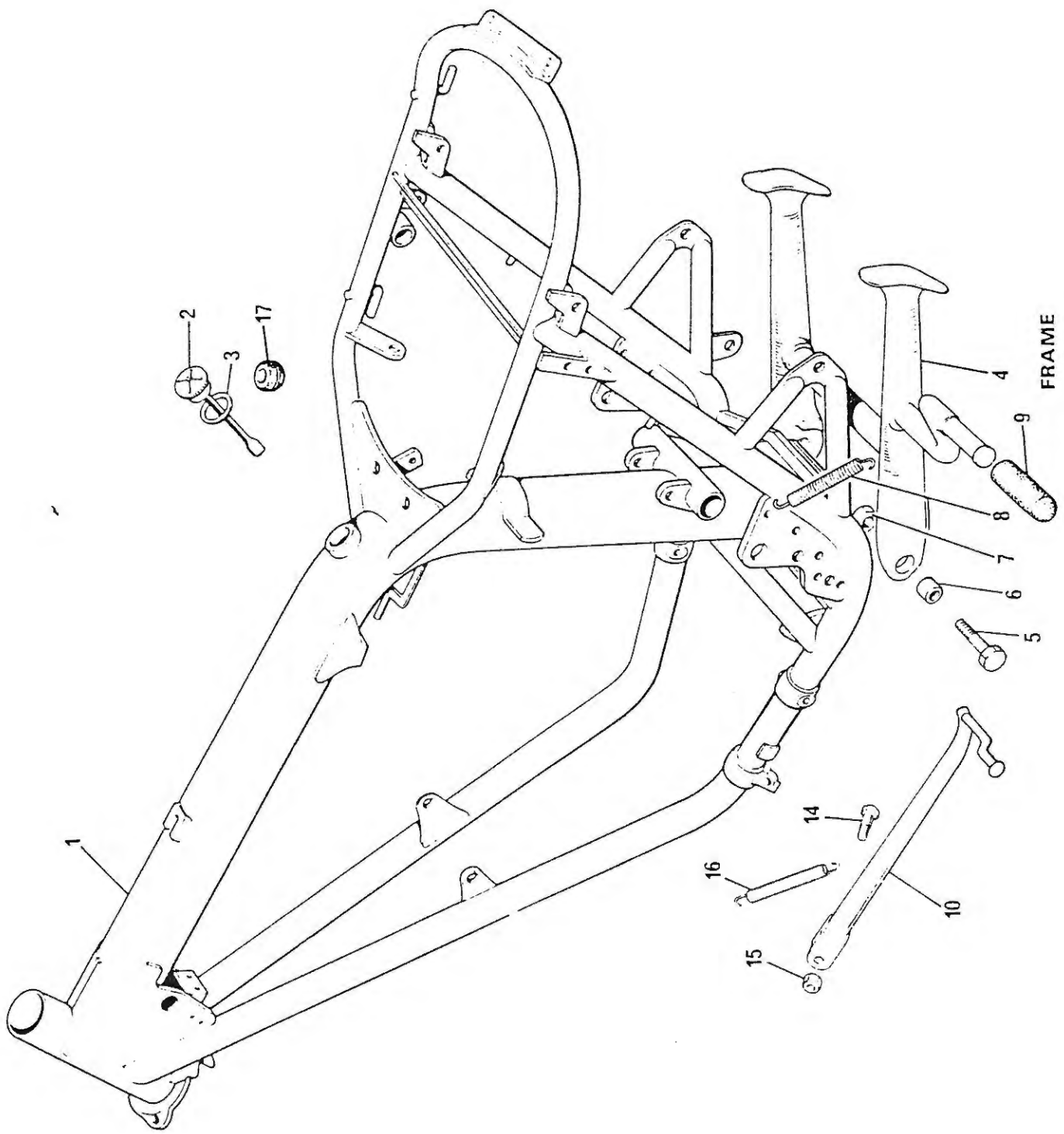
EXHAUST PIPES AND SILENCERS



EXHAUST PIPES & SILENCERS

Ref. No.	Part No.	Description	TSS ES TS8 ES TSS KS
1	71-7671	Exhaust pipe - left	1
2	71-7672	Exhaust pipe - right	1
3	71-7291	Finned clip	2
9	71-7673	Coupling pipe	1
10	70-7512	Clip	2
11	70-3768	'D' washer	} Ex pipes to coupling pipe
12	14-0217	Bolt	
13	14-1202	Nut	
14	71-4159	Silencer	2
15	83-7582	Hanger - Silencer	2
16	14-0102	Bolt	} Silencer to hanger
17	14-1201	Nut	
18	60-2338	Washer	
19	70-5874	Clip	2
20	70-3768	'D' Washer	} Ex pipes to silencer
21	14-0219	Bolt	
22	60-4247	Washer	
23	14-1202	Nut	2
24	61-7270	Copper washer	2
25	71-7661	Exhaust collet	4 halves
26	60-2428	Washer	4
27	21-7138	Brass nut	4

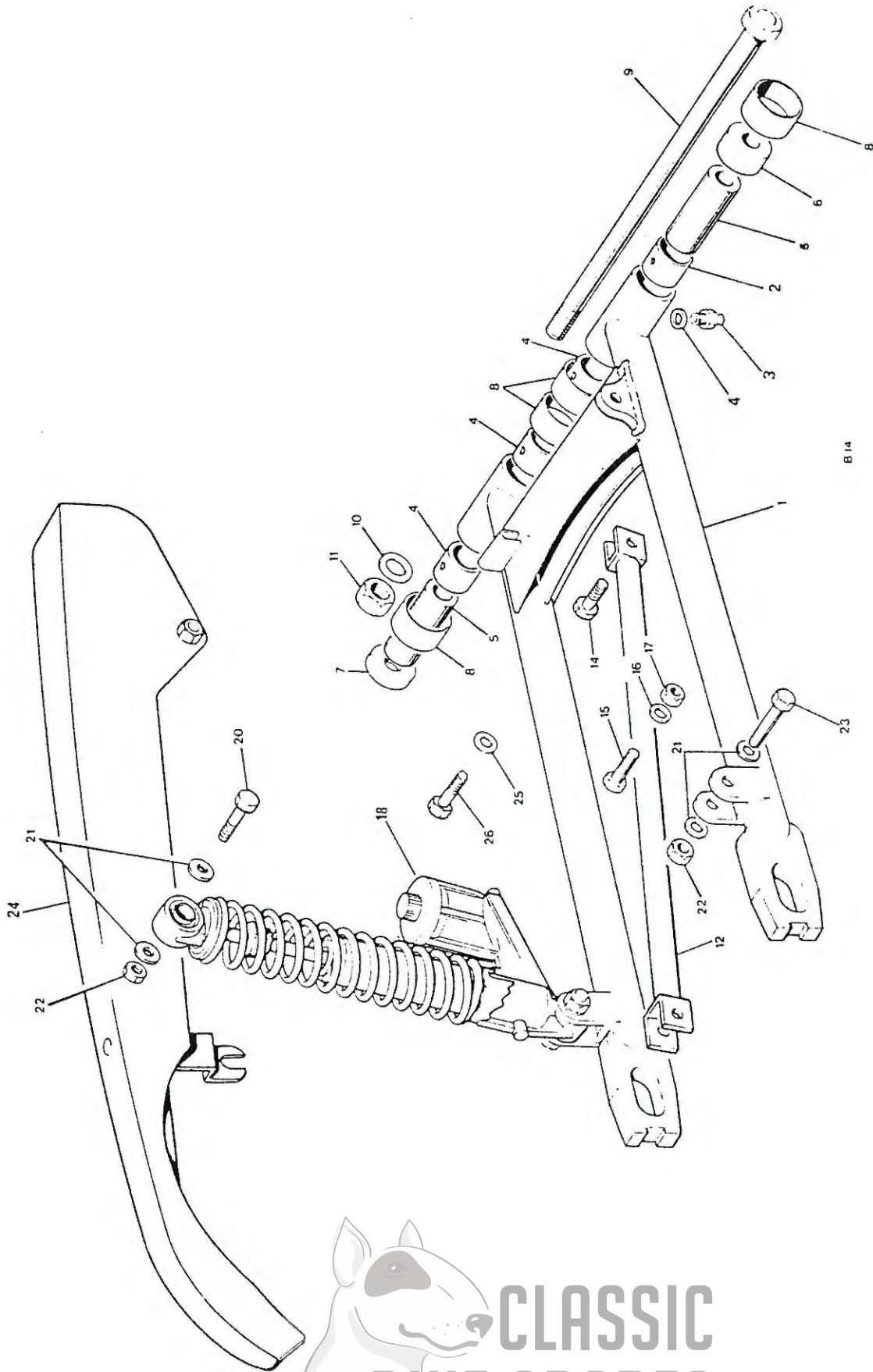




FRAME

Ref. No.	Part No.	Description	TSS	ES
			TS8	ES
			TSS	KS
1	83-7537	Frame	1	
2	71-3463	Oil filler cap	1	
3	60-3616	'O' ring	1	
4	83-7532	Centre stand	1	
5	14-0147	Pivot bolt	2	
6	83-7460	Pivot bearing bush	2	
7	14-1305	Nut - Pivot bolt	2	
8	83-3793	Return spring	1	
9	57-2331	Pedal rubber	1	
10	83-7553	Prop stand	1	
14	82-7021	Pivot bolt	1	
15	14-1303	Nut - bolt	1	
16	82-8382	Return spring	1	
NI	60-3361	Transfer - "made in England"	1	
NI	60-7168	Transfer - "Radio Suppression"	1	
17	82-6784	Grommet-battery leads	2	ES Only





B 14

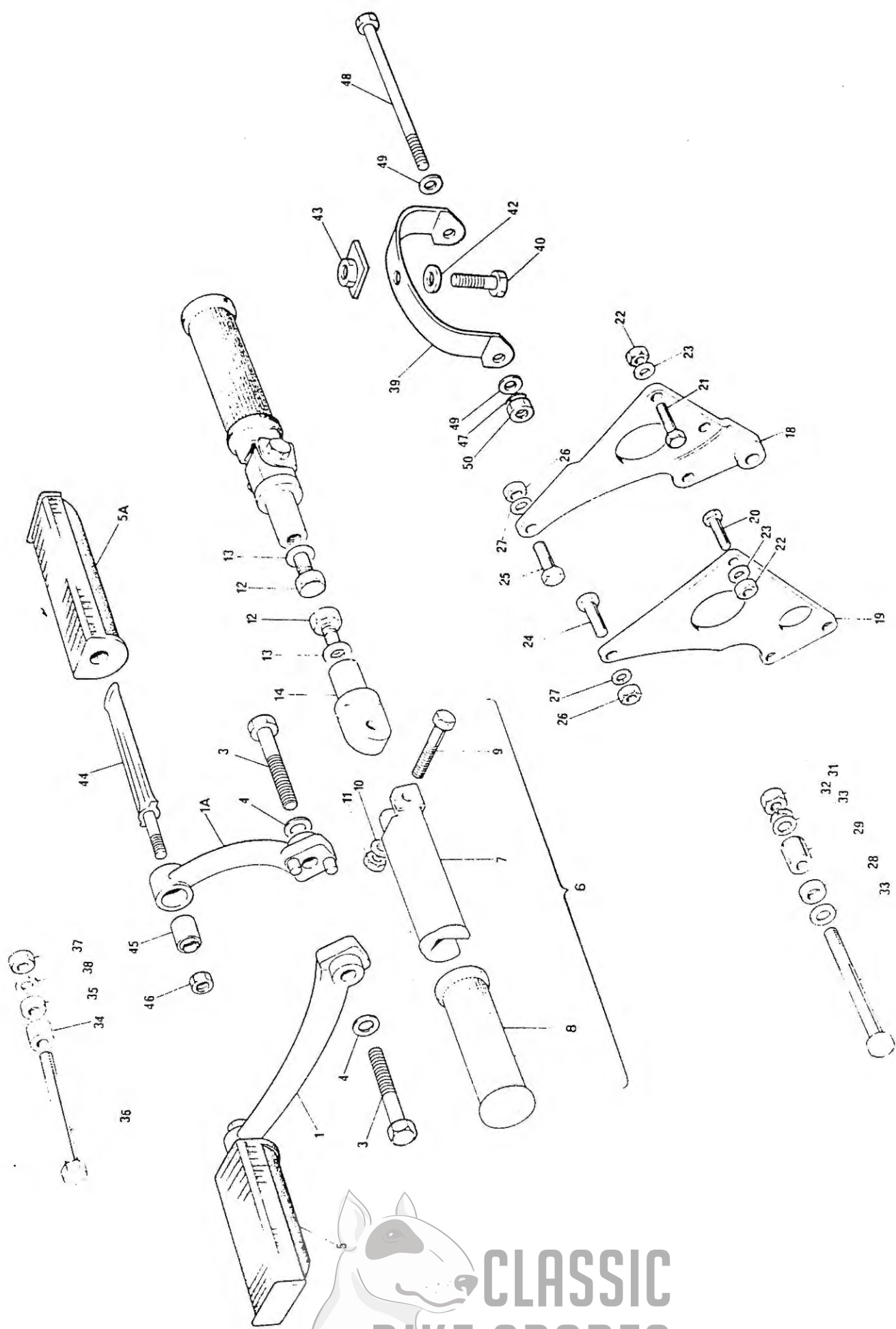
SWINGING ARM AND SUSPENSION UNITS



SWINGING ARM AND SUSPENSION UNITS

Ref. No.	Part No.	Description	TSS	ES
			TS8	ES
			TSS	KS
1	83-7510	SWINGING ARM		1
2	83-2521	Bush		4
3	60-7336	Grease nipple		1
4	21-7097	Washer for nipple		1
5	83-2691	Sleeve, swinging arm pivot		2
6	83-2690	Distance piece R.H.		1
7	83-2689	Distance piece L.H.		1
8	83-2692	Dirt excluder		4
9	21-2087	Pivot bolt - swinging arm		1
10	83-2266	Washer, swinging arm pivot		2
11	14-1307	Nut, swinging arm pivot		1
12	83-7534	Brake torque stay		1
14	21-7047	Bolt torque stay - swinging arm		1
15	21-7065	Bolt, torque stay - caliper		1
16	60-2331	Washer, torque stay		2
17	14-1803	Nut, torque stay		2
18	60-7540	SUSPENSION UNIT		2
20	14-0235	Bolt, damper - top		2
21	60-2331	Washer, damper-top and bottom		8
22	14-1303	Nut, damper-top and bottom		4
23	14-0234	Bolt, damper, lower		2
24	83-8156	Chainguard		1
25	60-2347	Washer, chainguard fixing - front		1
26	14-0206	Bolt, chainguard fixing front		1
N.I.	60-1841	Grease Nipple		1
N.I.	83-7221	Fibre Washer		2





MOTOR UNIT FITTINGS AND FOOTRESTS

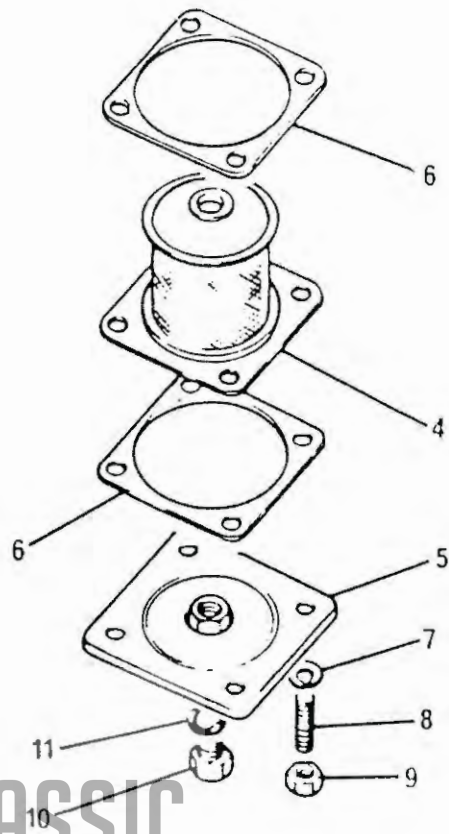
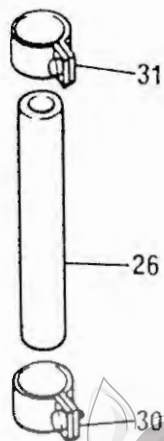
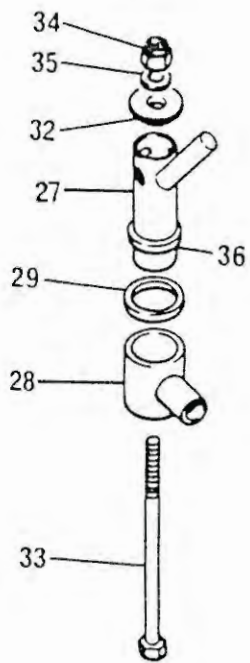
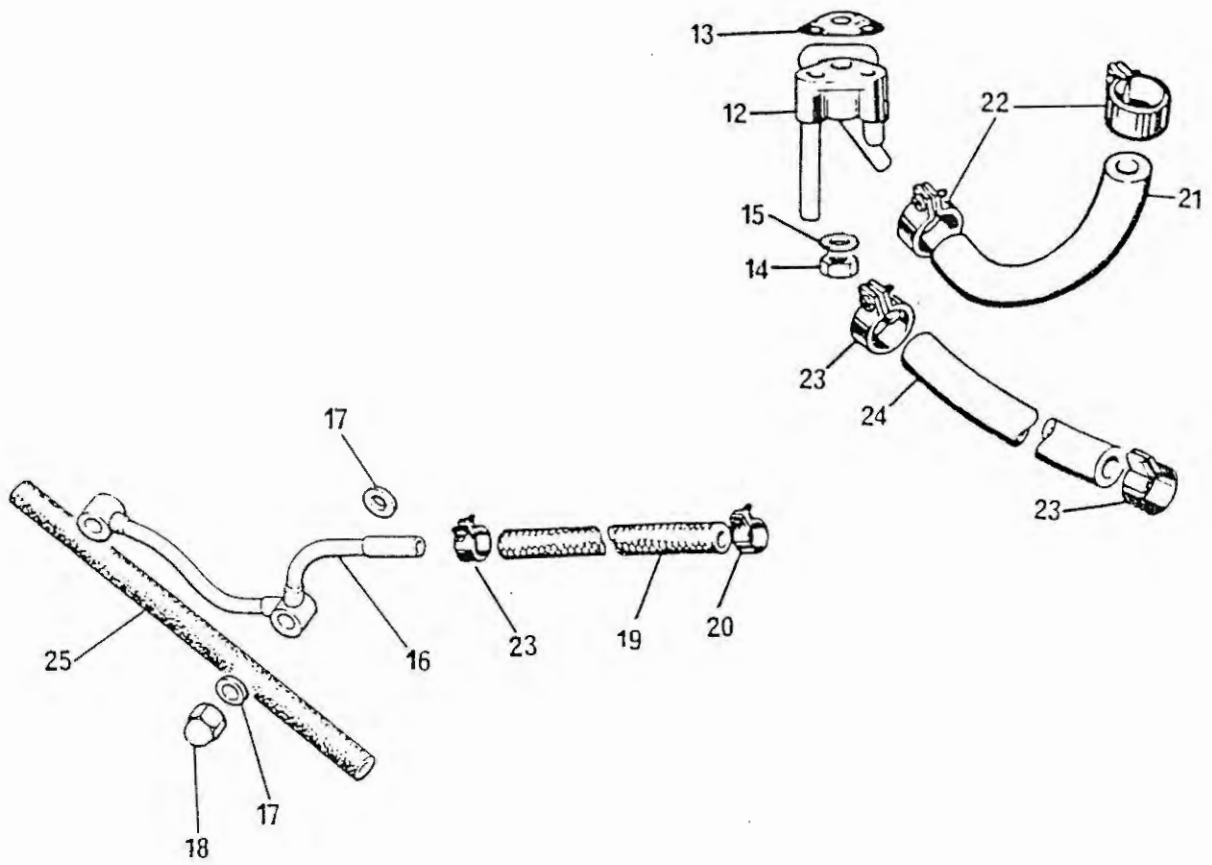


MOTOR UNIT FITTINGS AND FOOTRESTS

TSS ES
TS8 ES
TSS KS

Ref. No.	Part No.	Description	TSS	ES	KS
1	83-8034	Footrest Left	1		
1A	83-8036	Footrest right	1		
3	14-0259	Footrest bolt	2		
4	60-2421	Washer	2		
5	83-7256	Footrest rubber LH	1		
5A	83-7259	Footrest rubber RH	1		
6	83-7695	PILLION FOOTREST ASSEMBLY L.H. & R.H.	2		
7	83-7059	Pedal	2		
8	82-9054	Pedal Rubber	2		
9	14-0216	Bolt	2		
10	82-9089	Washer	2		
11	14-1302	Nut	2		
12	14-0128	Bolt	2		
13	60-2419	Washer	2		
14	83-7694	Hanger P/F-C/W peg	2		
17	14-1305	Footrest bolt nut	2		
18	83-7011	Rear motor plate right	1		
19	83-7009	Rear motor plate left	1		
20	14-0115	Bolt	4		
21	14-0218	Bolt	1		
22	14-1302	Nut	5		
23	60-2330	Washer	9		
24	14-0220	Bolt-LH upper and lower	2		
25	14-0221	Bolt-RH upper and lower	2	K/S only	
25	14-0222	Bolt-RH upper	1	ES only	
25	14-0221	Bolt-RH lower	1	ES only	
26	14-1302	Nut	4		
27	60-2321	Washer	8		
28	83-2846	Distance piece - left	1		
29	83-2847	Distance piece - right	1		
30	21-2112	Bolt	1		
31	14-1304	Nut	1		
33	60-2332	Washer	1		
34	83-2848	Distance piece - left	1		
35	83-2849	Distance piece - right	1		
36	14-0254	Bolt	1		
37	14-1304	Nut	1		
38	60-2332	Washer	1		
39	83-8241	Steady bracket motor to frame	1		
40	14-0218	Bolt	1		
42	60-2331	Washer	1		
43	83-4086	Attachment plate	1		
44	83-8038	Footrest Peg LH/RH	2		
45	60-7333	Rubber Bush	2		
46	14-1303	Nut	2		
47	60-2419	Spring washer	1		
48	21-7136	Bolt - Torque stay to head	1		
49	60-4246	Washer - Torque stay to head	2		
50	14-1303	Nut - Torque stay to head	1		





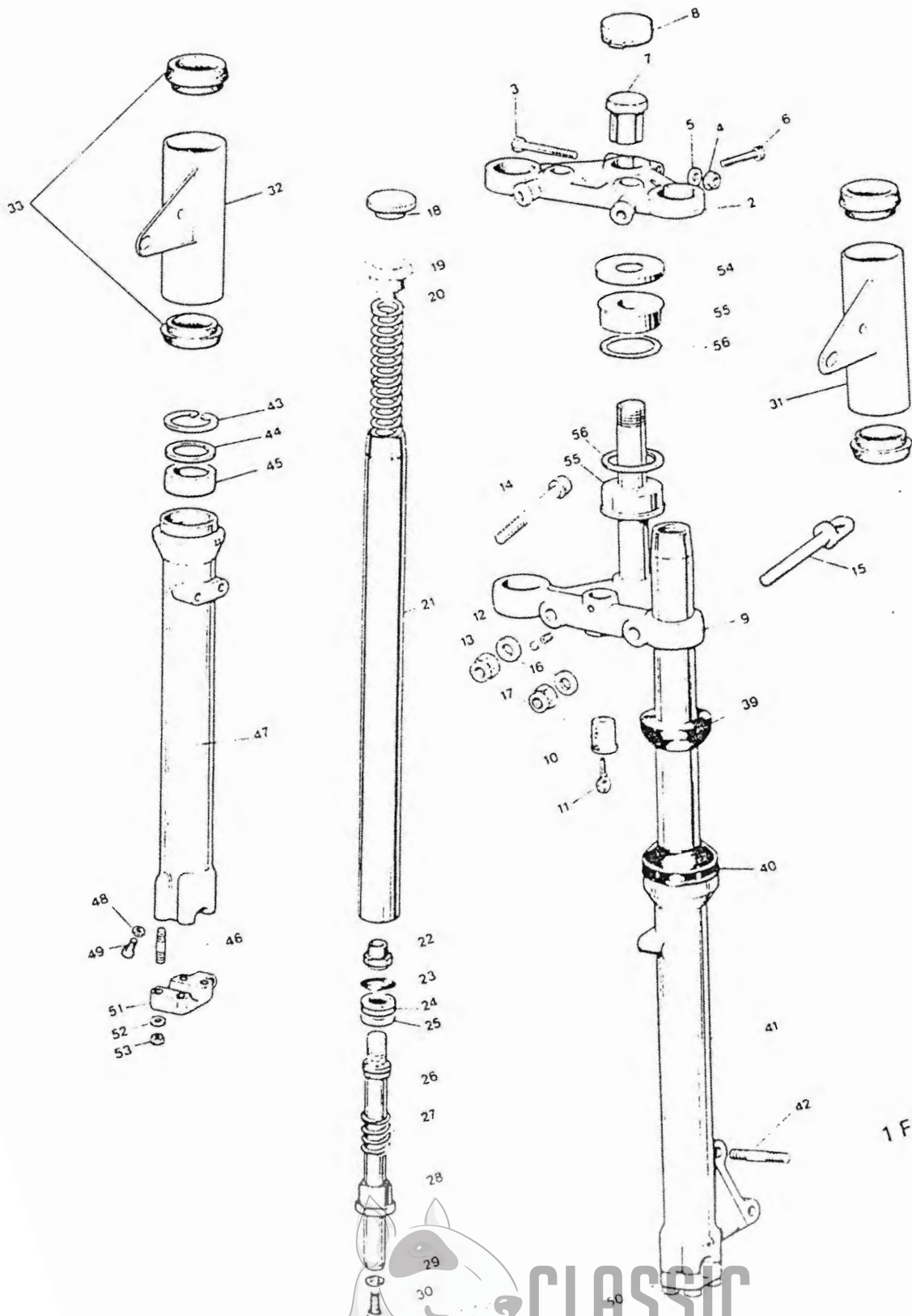

**CLASSIC
BIKE SPARES**
 OIL AND BREATHER PIPES




OIL AND BREATHER PIPES

Ref. No.	Part No.	Description	TSS	ES
			TS8	ES
			TSS	KS
4	83-4783	Oil filter	1	
5	71-7584	Sump plate	1	
6	83-2829	Gasket	2	
7	60-2330	Washer	4	
8	21-2109	Stud	4	
9	14-1302	Nut	4	
10	21-1872	Drain plug	1	
11	37-3761	'O' ring - drain plug	1	
12	71-7176	Oil junction block	1	
13	71-3754	Joint washer	1	
14	21-1908	Nut	1	
15	70-3446	Washer	1	
16	71-7458	Rocker oil pipe	1	
17	70-1335	Washer	4	
18	21-0550	Nut	2	
19	71-7662	Rocker feed pipe	1	
20	70-6848	Clip - rocker feed pipe	1	
21	71-7058	Oil return pipe	1	
22	60-4429	Clip - return pipe	2	
23	60-4428	Clip - feed pipe	3	
24	71-7015	Oil feed pipe	1	
25	83-8274	Oil tank vent pipe - to rocker box	1	
26	83-7323	Breather pipe - crankcase to air box	1	
27	83-8018	Breather tower	1	
28	83-7148	Banjo union	1	
29	21-7103	Washer - banjo union	1	
30	60-2252	Clip - breather pipe to adaptor	1	
31	60-7117	Clip - breather pipe to banjo	1	
32	83-7882	Cap - breather tower top	1	
33	14-0213	Bolt - breather tower to air box	1	
34	14-1901	Nut - breather tower to air box	1	
35	70-2441	Washer - breather tower to air box	1	
36	83-7884	Collar	1	





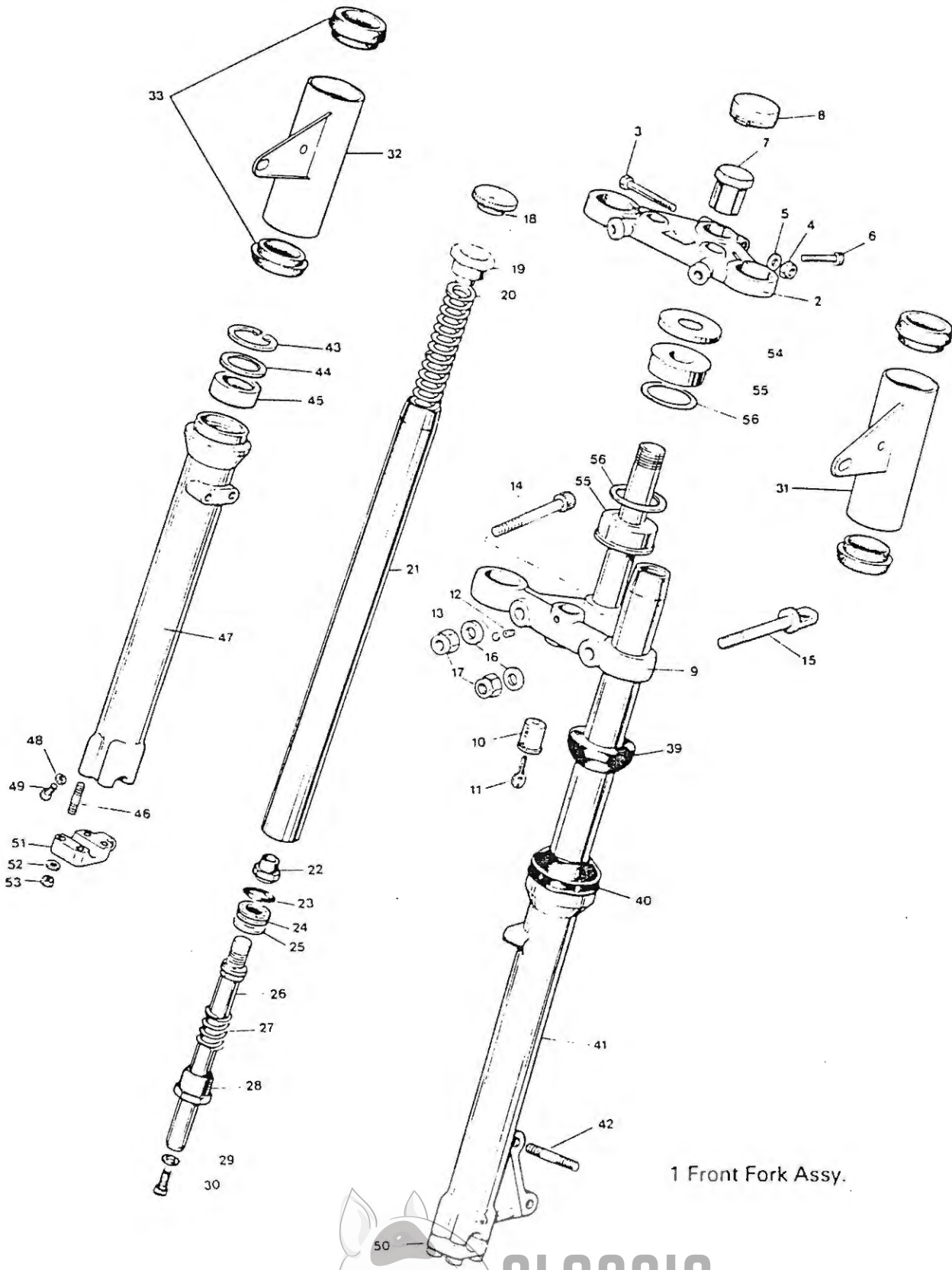
1 Front Fork Assy.




TELESCOPIC FRONT FORK

Ref. No.	Part No.	Description	TSS	ES
			TS8	ES
			TSS	KS
1	97-7172	Fork Assy - less Gaiter	1	
2	97-7081	Top yoke	1	
3	14-0234	Pinch bolt	1	
4	14-1303	Nut	1	
5	60-2331	Washer	1	
6	14-1034	Cap screw	2	
7	97-7070	Steering stem nut	1	
8	97-7071	Cap steering stem nut	1	
9	97-7095	Bottom yoke & stem	1	
10	60-7271	Lock c/w 2 keys neiman type	1	
11	60-0623	Key (state serial no.)	As required	
12	21-0578	Grub screw lock fixing	1	
13	97-2266	Sealing washer	1	
14	14-0237	Pinch bolt - right	1	
15	97-4476	Eye bolt - left	1	
16	82-2184	Washer	4	
17	14-1303	Nut	2	
18	97-7034	Cap screw assembly c/w insert	2	
N/I	97-4259	Insert self adhesive	2	
19	97-4387	Top nut	2	
20	97-4011	Main spring	2	
21	97-4380	Stanchion	2	
22	97-4012	Nut - damper valve	2	
23	97-4003	'O' ring	2	
24	97-4020	Damper valve	2	
25	97-4010	Plain washer - damper valve	2	
26	97-4325	Damper tube	2	
27	97-4009	Recoil spring	2	
28	97-4076	End plug	2	
29	97-4004	Sealing washer	2	
30	14-1019	Damper fixing screw	2	
31	97-7114	H'Lamp Mtg Brkt Assy LH	1	
32	97-7115	H'Lamp Mtg Brkt Assy RH	1	
33	97-7119	Mounting Sleeve	4	
N.I.	97-4166	Washer For Top Nut	2	





1 Front Fork Assy.



TELESCOPIC FRONT FORK

TSS ES
TS8 ES
TSS KS

Ref. No.	Part No.	Description	TSS	ES	KS
			2		
40	97-4002	Scraper sleeve	1		
41	97-7146	Bottom member LH	2		
42	21-7116	Stud - caliper	1		
43	60-7269	Circlip	1		
44	97-7093	Retainer	1		
45	97-7079	Oil seal	2		
46	21-2102	Stud - spindle	1		
47	97-7147	Bottom member RH	1		
43	60-7269	Circlip	1		
44	97-7093	Retainer	1		
45	97-7079	Oil seal	2		
46	21-2102	Stud - spindle	2		
48	97-3893	Washer - drain plug	2		
49	97-3894	Drain plug	1		
50	97-7170	Cap wheel spindle L.H.	1		
51	97-7171	Cap wheel spindle R.H.	8		
52	60-2428	Washer - cap	8		
53	14-0302	Nut - cap	1		
54	97-4028	Dust cover	2		
55	97-4031	Bearing	2		
56	83-2007	Backing ring	1		
N/I	82-6784	Grommet throttle cable			

PARTS REQUIRED FOR TWIN DISC BRAKE CONDITION

15	97-4476	Eye Bolt	2		
N/I	97-7174	Front Fork Assy Complete	1		
N/I	97-7158	Bottom Member Assy RH C/W Helicoils	1		
42	21-7116	Stud	4		



FRONT WHEEL

Ref. No.	Part No.	Description	TSS	ES
			TS8	ES
			TSS	KS
1	37-7057	Rim, spokes and hub assy	1	
2	37-4129	Rim WM2 x 19	1	
3	37-7058	Hub - left half	1	
4	37-7059	Hub - right half	1	
5	37-4131	Spoke - outer	20	
6	37-4130	Spoke - inner	20	
7	37-2294	Nipple	40	
8	37-4133	Nut - wheel spindle	1	
9	37-4134	Lock ring - left	1	
10	37-7041	Bearing - left	1	
11	37-1237	Dust cover - right	1	
12	37-7042	Bearing - right	1	
13	57-0280	Circlip - right	1	
14	37-4132	Spindle	1	
15	37-7175	Disc-Not Chromed	1	
16	21-2207	Bolt	4	
17	70-8770	Washer } Disc to hub	8	
18	14-1203	Nut	4	
19	37-3969	Balance weight - short	As required	
20	37-3970	Balance weight - long	As required	

FRONT WHEEL-CAST ALLOY

21	37-7165	Front wheel less fittings	As Req.
22	37-7161	Bearing carrier L.H	1
23	37-7162	Bearing carrier R.H.	1

ALL OTHER PARTS AS SPOKED WHEEL.

FRONT WHEEL FOR TWIN DISC (SPOKE WHEEL CONDITION)

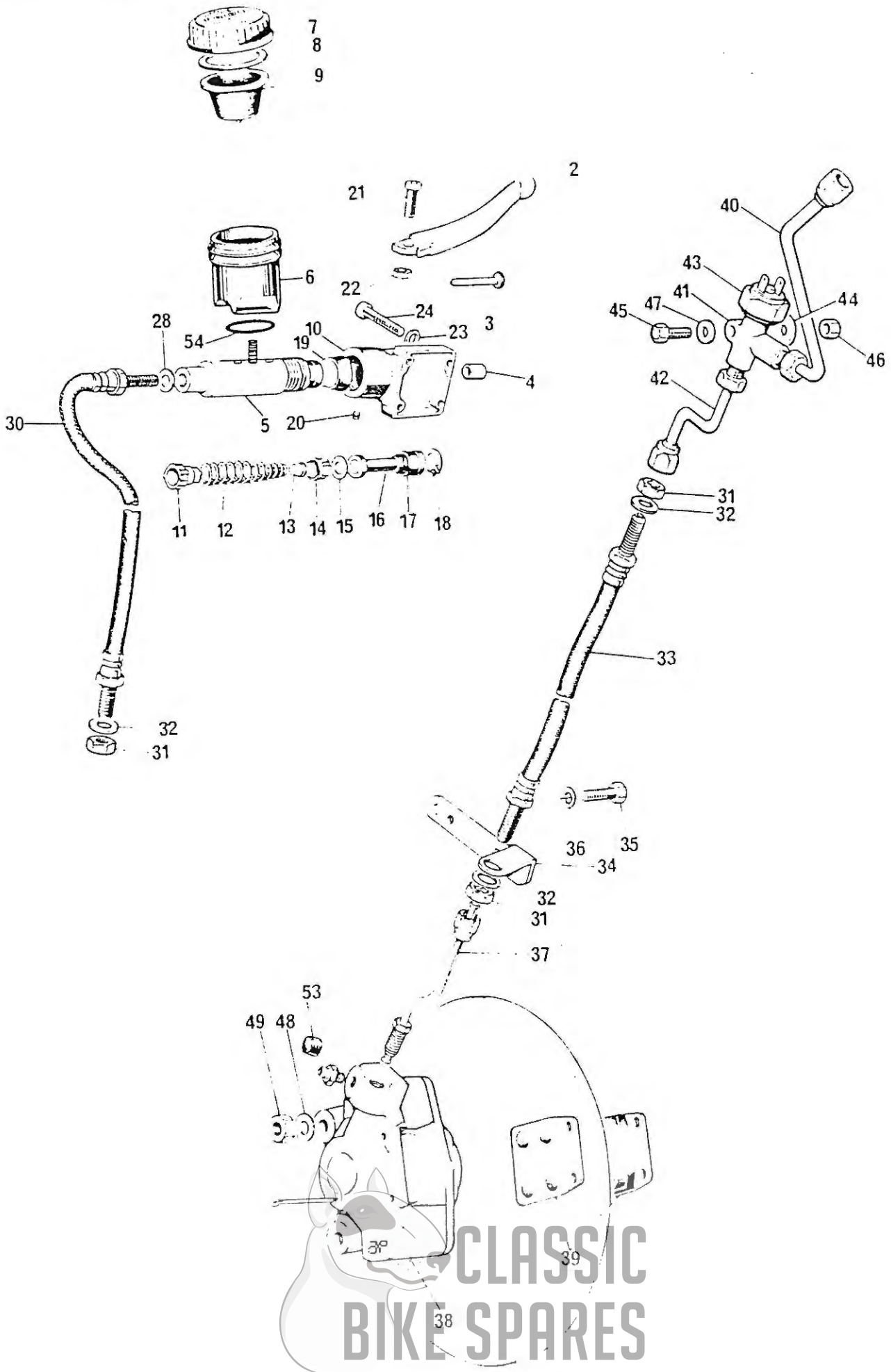
N/I	37-7172	Front Wheel Assy C/W Discs	1
N/I	37-7173	Rim Spokes and Hub Assy	1
15	37-7175	Disc	2
N/I	21-7085	Bolt-Disc To Hub	4

FRONT WHEEL FOR TWIN DISC (CAST ALLOY WHEEL)

N/I	37-7183	Front Wheel Less Fittings	1
22	37-7161	Bearing Carrier LH	1
23	37-7162	Bearing Carrier RH	1
15	37-7175	Disc	2
N/I	21-7085	Bolt Disc To Hub	4



REF. 1 MASTER CYLINDER COMPLETE




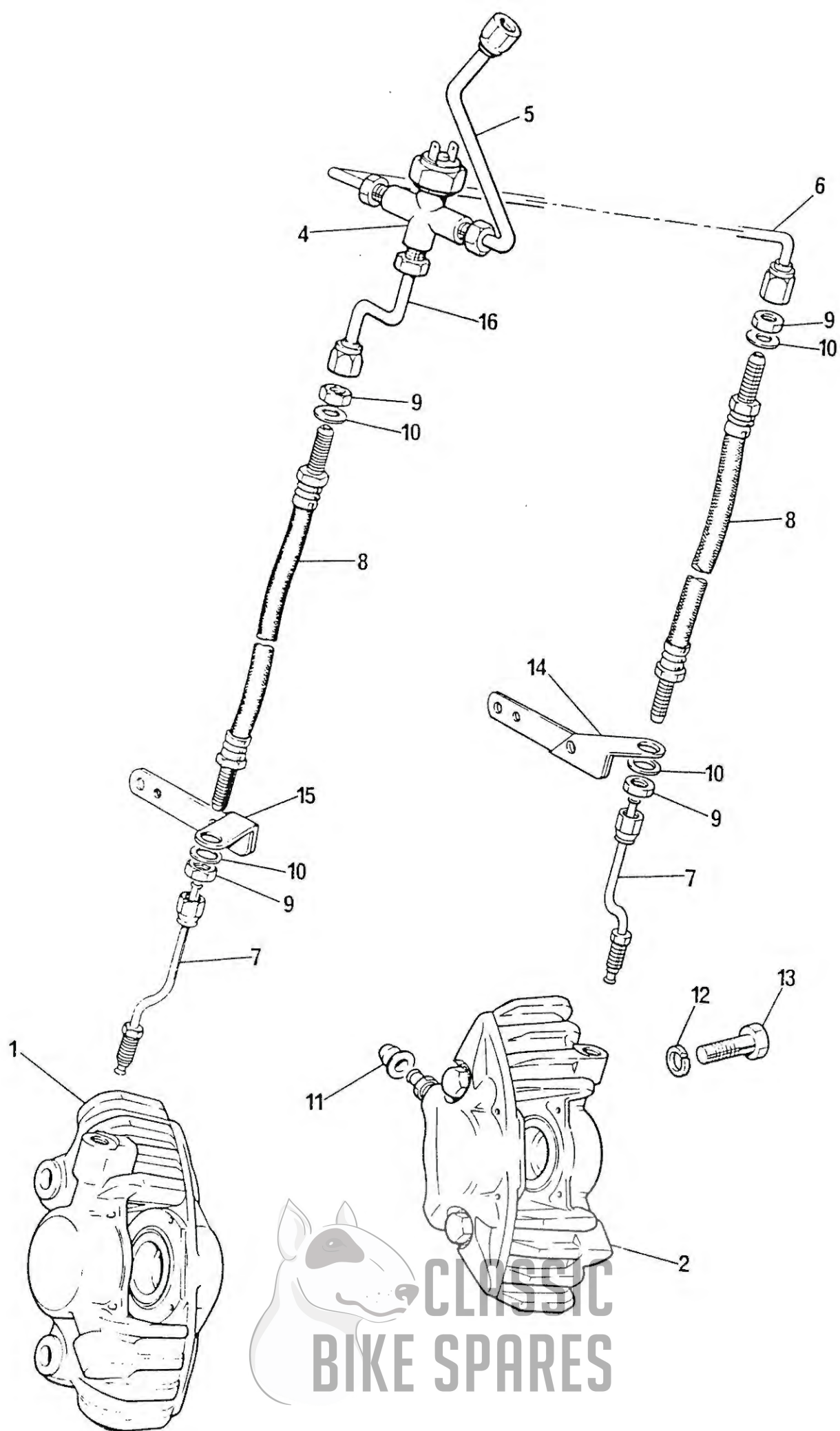
CLASSIC
BIKE SPARES

FRONT BRAKE

FRONT BRAKE

Ref. No.	Part No	Makers Part No.	Description	TSS	ES	ES	KS
1	60-7686		MASTER CYLINDER ASSY	1			
2	97-7193		Brake lever	1			
3	60-7158		Push rod	1			
4	60-7165		Bush for pushrod	1			
5	99-7027	4211-134	Barrel & stud assembly	1			
6	60-4397	3251-821	Body Reservoir	1			
7	60-4365	3847-248	Cap	1			
8	60-4328	3853-238	Washer	1			
9	60-4366	3818-747	Diaphragm	1			
10	60-7164		Master cyl mtg body	1			
11	AP.LTD	Use 99-2768	Trap valve	1			
12	AP.LTD		Spring	1			
12	AP.LTD		Spring	1			
13	AP.LTD		Spring retainer	1			
14	AP.LTD	Use 99-2768	Primary cup	1			} Ref only
15	AP.LTD	Use 99-2768	Piston washer	1			
16	AP.LTD		Piston	1			
17	AP.LTD	Use 99-2768	Secondary cup	1			
18	AP.LTD	K29103	Circlip	1			
19	AP.LTD	Use 99-2768	Rubber boot	1			
20	AP.LTD	3476-209	Grub screw	1			
21	21-2191		Pivot screw	1			
22	14-1201		Nut	1			
23	23-1555		Washer	4			
24	21-7038		Screw	4			
26	60-4183	30420	Banjo bolt	1			
27	60-4182	KL44518	Sealing washer	1			
28	60-4184	KL44516	Sealing washer	1			
29	60-4626	3817-811	Rubber boot	1			
30	60-7174	4376-405L	Hose, master cylinder/top yoke c/w boot	1			for high handlebar
30	60-4177	KL100717L	Hose, master cylinder/top yoke	1			For low handlebar
31	60-4180	K24103	Locknut	3			
32	70-2288	K19407	Washer	3			
33	60-4175	KL100613L	Hose, bottom yoke/fork leg	1			
34	83-7064		Bracket - pipe support	1			
35	14-0103		Bolt	4			} Bracket to fork leg and bridge piece
36	60-2427		Washer	4			
37	60-4178	ZTA2070N	Pipe, fork leg/caliper	1			
38	60-7478		CALIPER	1			
39	60-7437		Brake pad kit	1			
Not illus.	99-7006	KL71594	Caliper seal kit	1			
40	60 7177		Pipe - top lug to 'T'	1			
41	60 7176	3725 617	'T' piece	1			
42	60-7178		Pipe - 'T' to middle lug	1			
43	60-7155	2SH34619	Brake switch	1			
Not illus	70-1335		Washer brake switch	1			
44	97-7202		Bracket 'T' piece	1			
45	14 0105		Screw - bracket to 'T'	1			
46	14 1301		Nut - bracket to 'T'	1			
47	60-2329		Washer - bracket to 'T'	1			
48	60 2331		Washer	2			} Caliper to outer member
49	14 1303		Nut	2			
53	60 4266	363-400	Cover, bleed nipple	1			
Not illus	99 2768	SSB930	Front master cyl. seal kit	1			
54	60 4374		O'ring	1			





TWIN BRAKE CONDITION

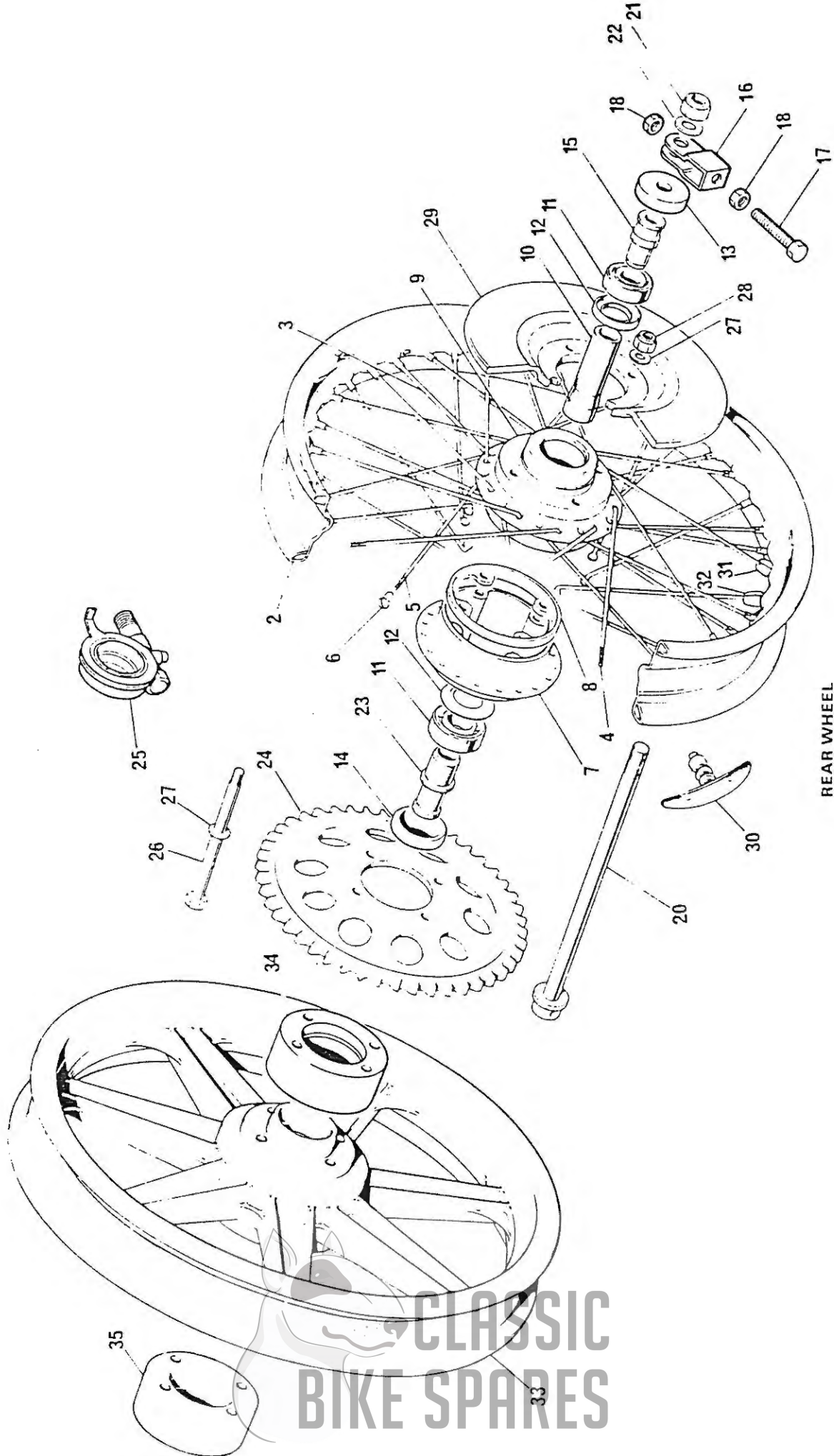
Ref No.	Part No.	Description	TSS	ES
			TS8	ES
			TSS	KS
1	60-7484	Caliper LH	1	
2	60-7485	Caliper RH	1	
N/I	60-7635	Front Master CYL Assy	1	
4	60-7482	Junction Block Assy 4Way	1	
5	60-7494	Brake Pipe	1	
6	60-7495	Brake Pipe	1	
7	60-7496	Brake Pipe	2	
8	60-4175	Hose	2	
9	60-4180	Nut	5	
10	70-2288	Serrated Washer	5	
11	60-4266	Cover Bleed Nipple	2	
12	60-2419	Spring Washer	2	
13	21-7119	Bolt Caliper Fixing	2	
14	83-8062	Bracket-Pipe RH	1	
15	83-7064	Bracket-Pipe LH	1	
16	60-7178	Pipe	1	
N/I	97-7197	Bracket-4 Way Connector	1	
N/I	14-0105/004	Bolt-4 Way Connector	1	
N/I	14-1301/004	Nut-4 Way Connector	1	

WARNING:-

**Brake pad 60-7437 must only be used with plain cast iron disc Ref No 37-7175
Under no circumstances must these pads be used with chrome plated finished disc
Ref No. 37-4275.**



REF. 1 RIM, SPOKES AND HUB ASSEMBLY



REAR WHEEL

CLASSIC
BIKE SPARES

REAR WHEEL

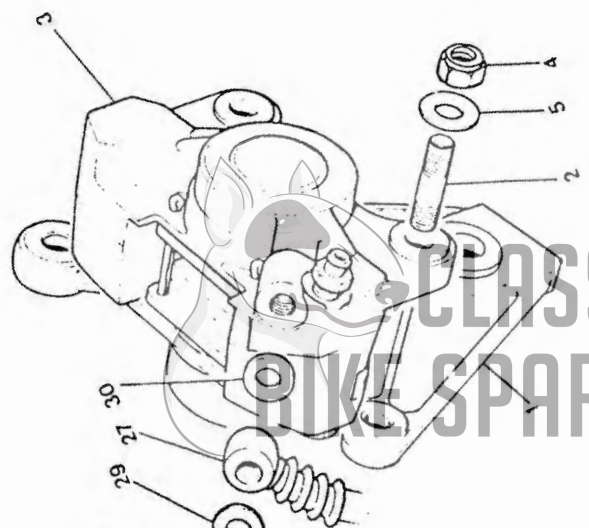
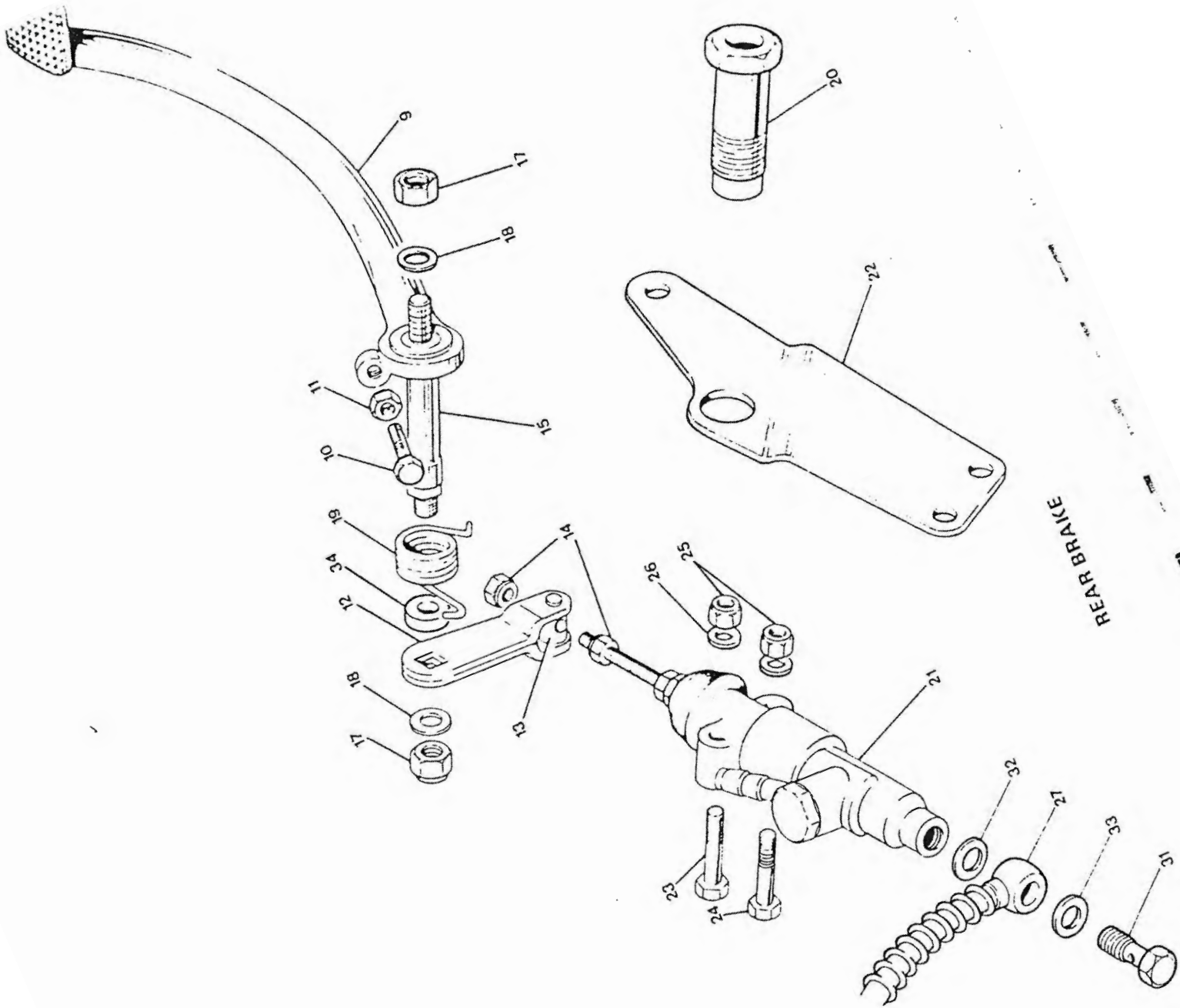
Ref. No.	Part No.	Description	TSS	ES
			TS8	ES
			TSS	KS
1	37-7185	REAR WHEEL ASSY C/W DISC & SPROCKET	1	
1A	37-7061	RIM, SPOKES AND HUB ASSY	1	
2	37-7030	Rim WM3 x 18	1	
3	37-7031	Spoke	20	
4	37-7032	Spoke	10	
5	37-7033	Spoke	10	
6	37-7034	Nipple	40	
7	37-7047	Hub - left	1	
8	37-7063	Centre spacer - hub	1	
9	37-7062	Hub - right	1	
10	37-7051	Spacer tube bearing	1	
11	37-7041	Bearing left & right	2	
12	37-4135	Retaining washer	2	
13	37-7055	Lock ring RH	1	
14	37-7054	Dust cover RH	1	
15	37-7111	Spacer RH bearing	1	
16	37-7127	Chain adjuster	2	
17	14-0118	Screw - chain adjuster	2	
18	14-0302	Nut - chain adjuster	4	
20	37-7113	Spindle	1	
21	14-1307	Nut - spindle	1	
22	83-2266	Washer - spindle nut	1	
23	37-7052	Spacer LH bearing	1	
24	37-7180	Sprocket 44 tooth	A	
25	60-7091	Speedo drive gearbox	1	
26	21-7041	Bolt - disc/sprocket to hub	4	
27	70-8770	Washer - bolt and nut	8	
28	14-1203	Nut - bolt	4	
29	37-7175	Disc-Not Chromed	1	
30	37-3468	Securing bolt	1	
31	37-3969	Balance weight - short	As required	
32	37-3970	Balance weight - long	As required	

REAR WHEEL - CAST ALLOY

33	37-7166	Rear wheel less fittings	As Req.	
34	37-7163	Bearing carrier L.H.	1	
35	37-7164	Bearing carrier R.H.	1	

ALL OTHER PARTS AS SPOKED WHEEL



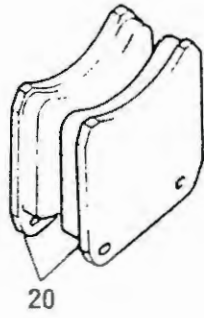
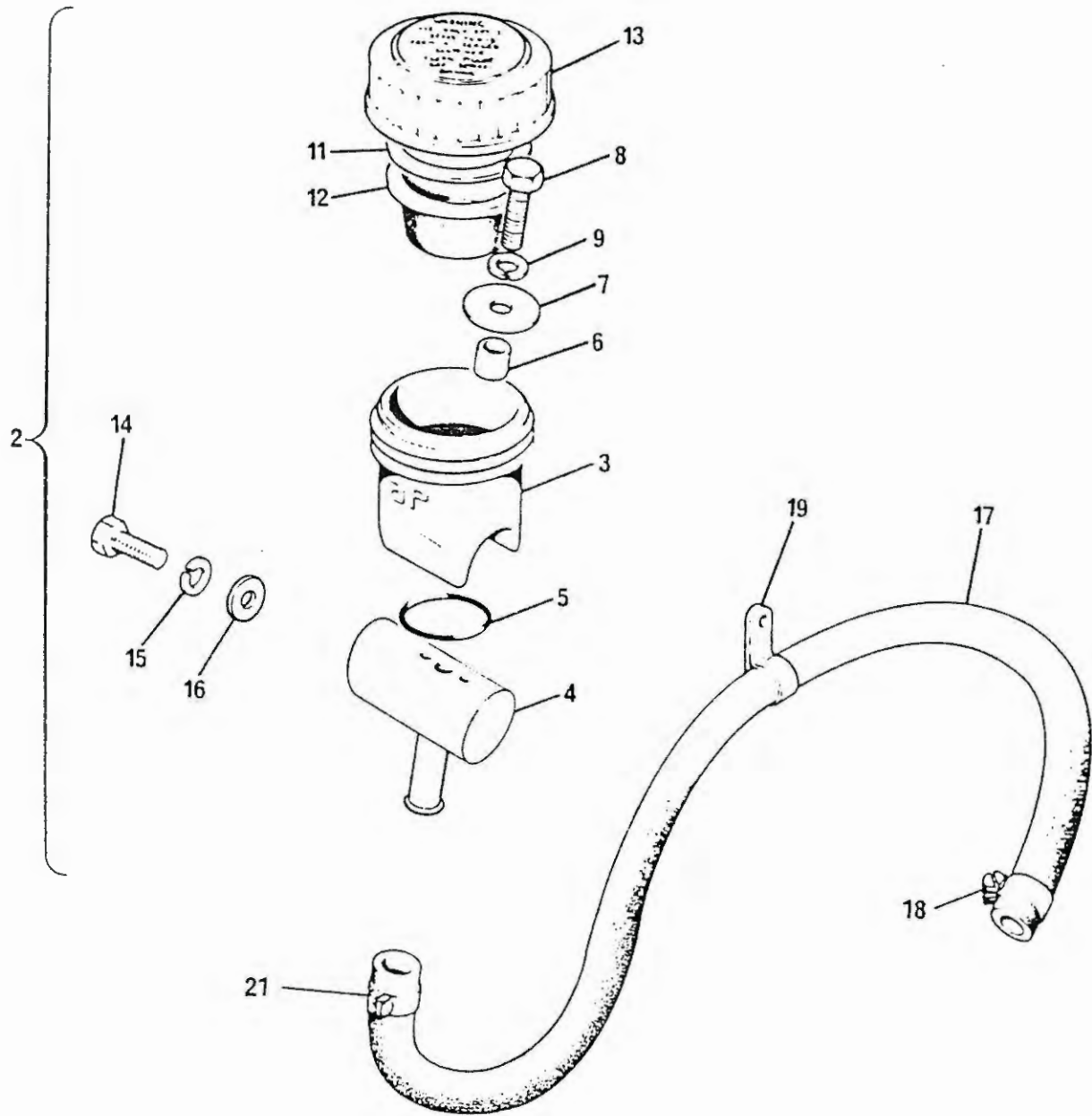


CLASSIC
BIKE SPARES

REAR BRAKE

Ref. No.	Part No.	Description	TSS	ES
			TS8	ES
			TSS	KS
1	37-7124	Rear caliper mounting plate	1	
2	21-7116	Stud - caliper to plate	2	
3	60-7478	Caliper	1	
4	14-1303	Nut - caliper to mounting plate stud	2	
5	60-2331	Washer, for nut	2	
9	83-7560	Brake pedal	1	
10	14-0103	Screw, adjuster - stop light	1	
11	14-0301	Nut, adjuster screw	1	
12	83-7003	Trunnion lever	1	
13	83-7024	Trunnion	1	
14	21-7006	Adjuster nut, push rod	2	5/16" UNF shouldered
15	83-7046	Spindle, rear brake pedal	1	
17	14-1203	Nut, brake pedal spindle	2	
18	60-2331	Washer, for nut	2	
19	83-7016	Return spring, brake pedal	1	
20	83-7163	Pivot bolt	1	
21	60-4401	Master cylinder complete	1	
22	83-7567	Mounting plate, master cylinder	1	
23	14-0221	Bolt master cylinder fixing - top	1	
24	21-7007	Bolt, master cylinder fixing - bottom	1	
25	14-1302	Nut,	2	
26	60-2330	Washer for nut	2	
27	60-7233	Brake hose	1	
28	60-7236	Banjo bolt - caliper	1	
29	60-4184	Sealing washer - thin	1	
30	37-7100	Sealing washer - thick	1	
31	60-4183	Banjo bolt - master cylinder	1	
32	60-4182	Sealing washer	1	
33	60-4184	Sealing washer under head	1	
34	83-7015	Boss-spring retainer	1	
N.I.	37-7094	Distance Piece	1	






CLASSIC
 REAR BRAKE
BIKE SPARES

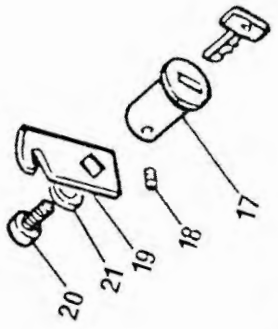
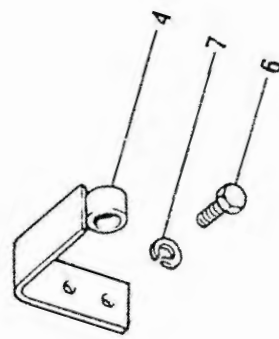
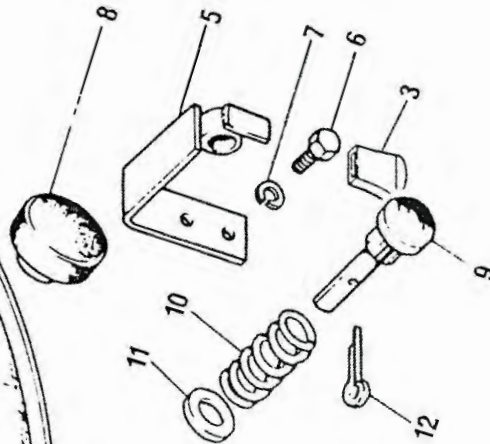
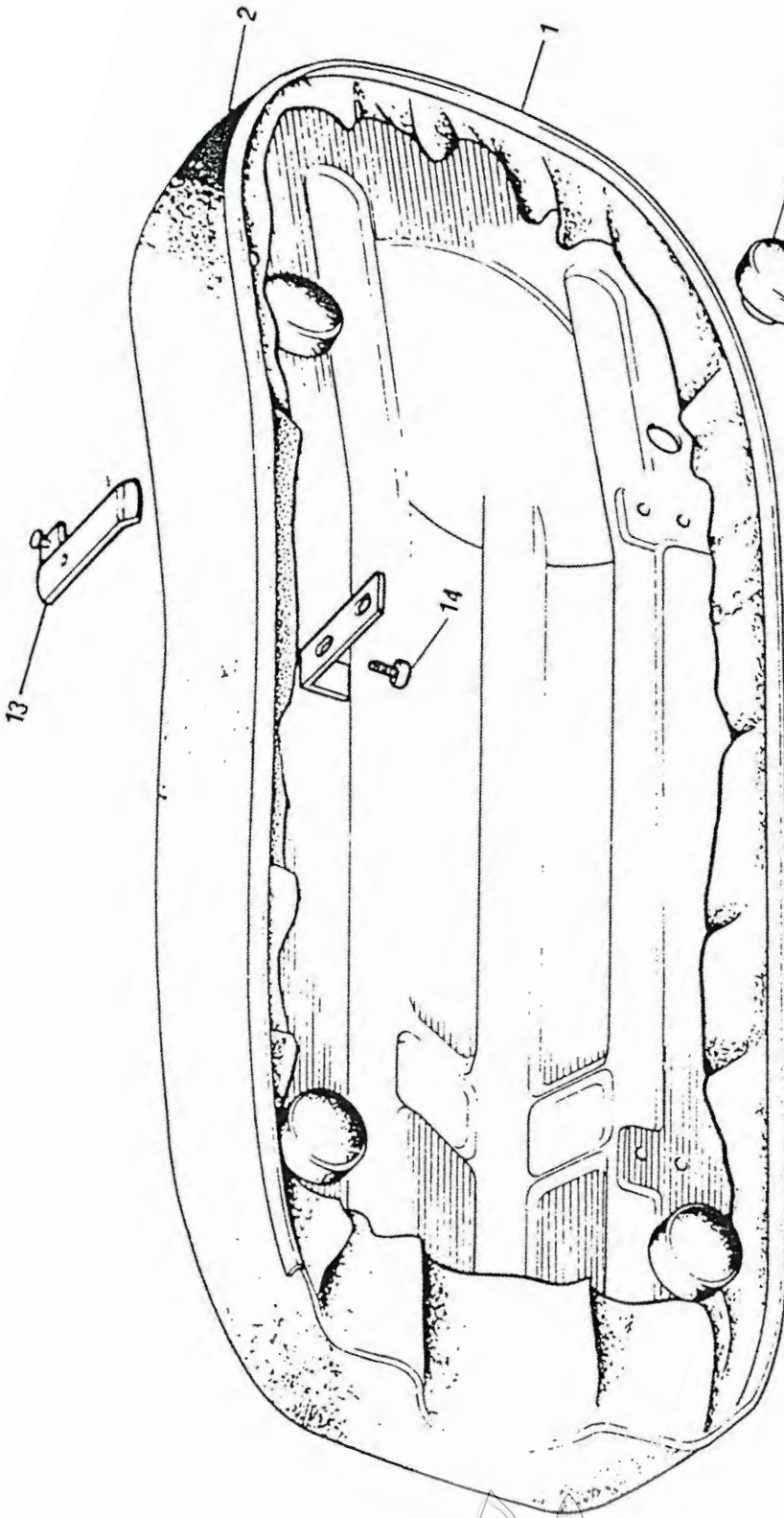
REAR BRAKE (continued)

Ref. No.	Part No.	Makers Part No.	Description	TSS	ES
				TS8	ES
				TSS	KS
2	83-7868		Reservoir assy		1
3	60-7047		Reservoir Body		1
4	83-7501		Mounting, reservoir c/w pipe		1
5	60-7048	3855/814	'O' ring		1
6	83-7533		Distance piece		1
7	60-7050	3512/305	Washer		1
8	14-0102		Bolt, body to mounting		1
9	60-2427		Spring washer for bolt		1
11	60-4328		Washer, paper		1
12	60-7052	3818/747	Diaphragm		1
13	60-4365	3847/240	Filler cap		1
14	14-0101		Bolt, mounting to side panel		1
15	60-2427		Washer, spring		1
16	60-2338		Washer, plain		1
17	60-7248		Hose, reservoir to master cylinder		1
18	60-7030		Clip, hose		1
19	83-7603		Clip, hose retaining		1
NI	99-2768		Master cylinder seal kit		
20	60-7437		Brake pad kit		
NI	99-7006	KL71594	Caliper seal kit		
21	60-7524		'O' Clip Feed Pipe		1

WARNING:-

Brake pad 60-7437 must only be used with plain cast iron disc Ref No 37-7175
 Under no circumstances must these pads be used with chrome plated finished disc
 Ref No. 37-4275.





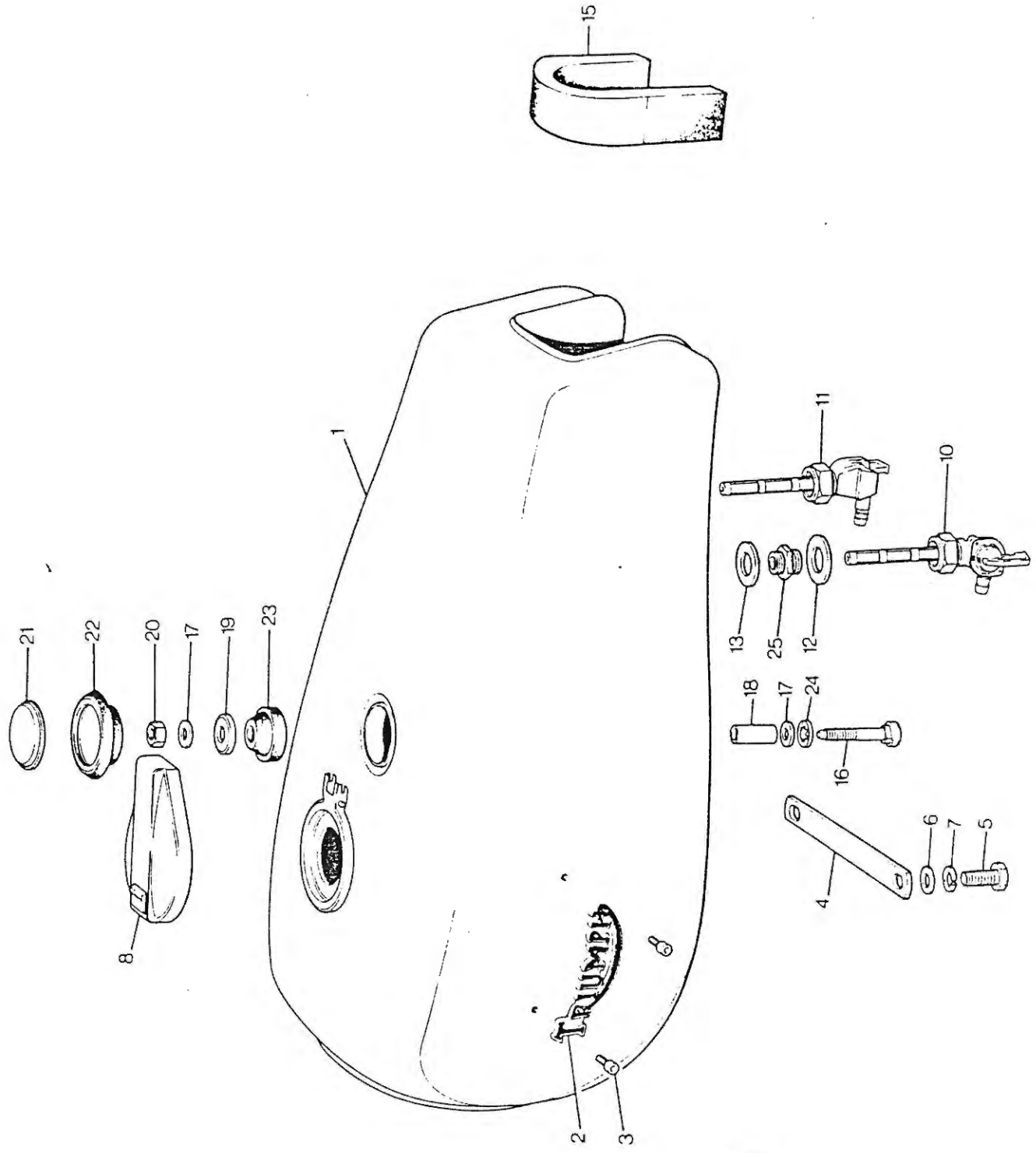
TWIN SEAT



TWIN SEAT

	Part No.	Description	TSS	ES
1	83-7391	Twinseat-use with 2.8 gallon tank K/S	1	
1	83-7726	Twinseat-use with 2.8 gallon tank E/S	1	
1	83-7598	Twinseat-use with 4.0 gallon tank K/S	1	
2	83-7893	Twinseat-use with 4.0 gallon tank E/S	1	
2	83-7793	Cover twinseat use with 2.8 gallon tank	1	
2	83-7595	Cover twinseat use with 4.0 gallon tank	1	
3	83-7544	Plastic sleeve - seat hinger rear	1	
4	83-4782	Hinge - twinseat front	1	
5	83-7542	Hinge - twinseat rear	1	
6	14-0101	Bolt - hinge	4	
7	60-2417	Washer - spring	4	
8	82-9093	Rubber buffer	4	
9	82-7560	Plunger & knob		
10	82-4228	Spring	1	
11	71-3749	Plain washer	1	
12	60-2720	Split pin	1	
NI	60-7159	Transfer neg earth	1	
NI	60-7226	Data label	-	
13	83-7329	Catch plate seat	1	
14	83-7276	Screw plate fixing	1	
NI	14-1301	Nut	1	
NI	60-2329	Washer	1	
17	60-7215	Twinseat lock assy c/w keys	1	
18	21-7049	Grub screw - lock retaining	1	
19	83-7328	Catch plate - lock	1	
20	97-3894	Screw - catch plate to lock	1	
21	97-1388	Washer	1	
NI	60-7071	Data label	1	





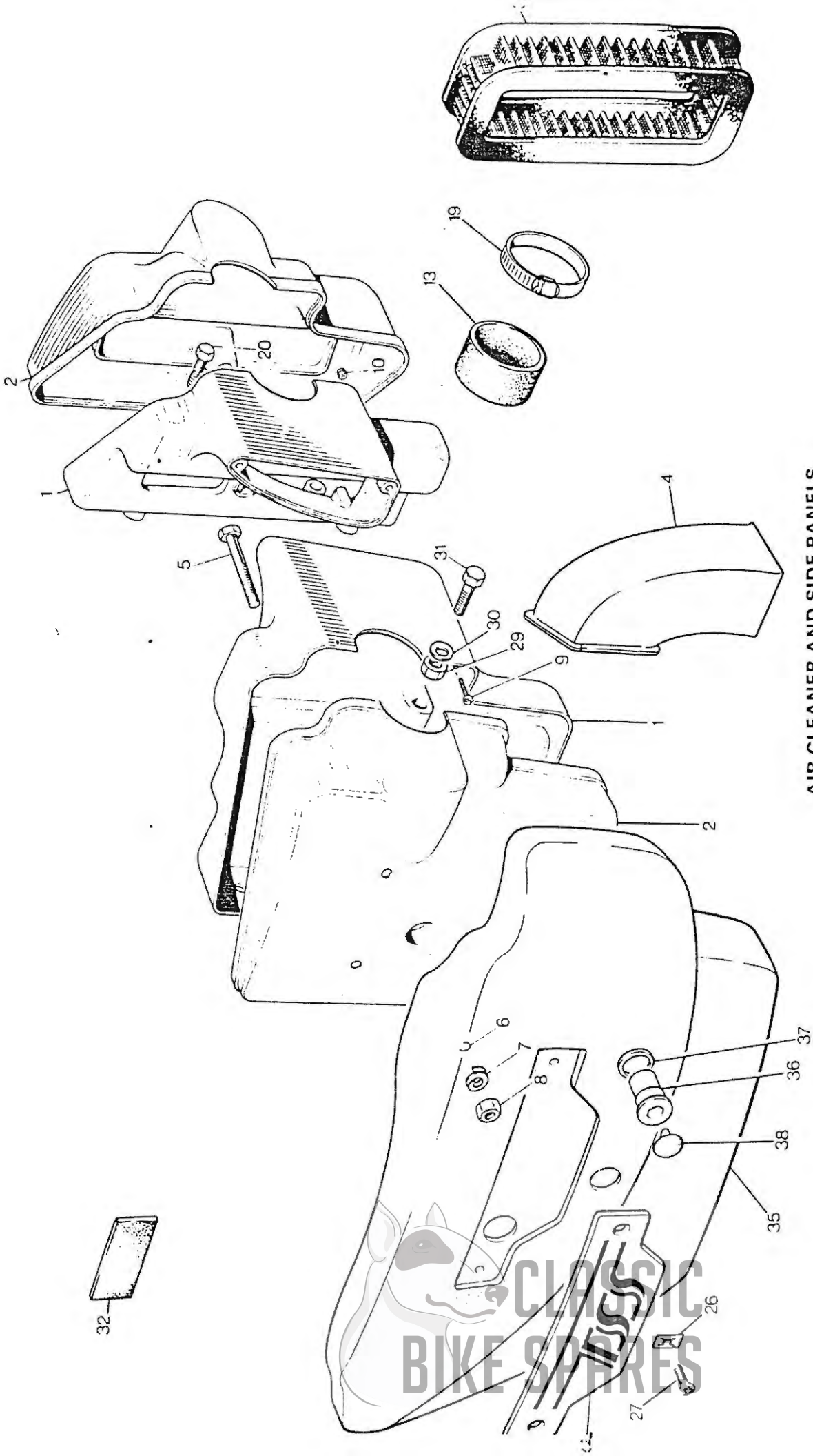
**CLASSIC
BIKE SPARES**



PETROL TANK

Ref. No.	Part No.	Description	TSS	ES
			TS8	ES
			TSS	KS
1	83-8087	Petrol tank 4 · 0 gall. -Black-Gold line		1
2	60-7303	Badge LH/RH use with all 4 · 0 gall. tanks		2
3	21-7048	Screw-black 3/8" UH use with 83-7597		4
4	83-4395	Tie strap - tank use with 2 · 8		1
5	14-0115	Bolt-Tie Strap Use with 4 gall tank		2
6	60-2321	Washer plain - bolt		2
7	60-2418	Washer spring - bolt		2
8	60-7503	Petrol filler cap		1
10	60-7508	Petrol tap - main		1
11	60-7509	Petrol tap - reserve		1
NI	21-7023	Sealing tape - tap thread		2
12	70-7351	Washer bonded - tap seal		2
13	83-0002	Washer plain tap nut		2
14	83-4931	Steady rubber		2
15	83-4932	Mounting rubber		2
16	83-4930	Centre fixing bolt		1
17	60-2330	Washer		2
18	82-9063	Distance tube		1
19	82-3814	Washer - upper		1
20	14-0302	Nut - fixing bolt		1
21	83-4776	Badge - centre		1
22	97-5061	Grommet for badge		1
23	83-4934	Rubber - centre mounting		1
N/I	82-3069	Dist piece use with 4 gall tank		2
24	82-8245	Retainer		1
NI	83-8276	Petrol pipe assy		1
25	83-7970	Petrol tank tap adaptor		2





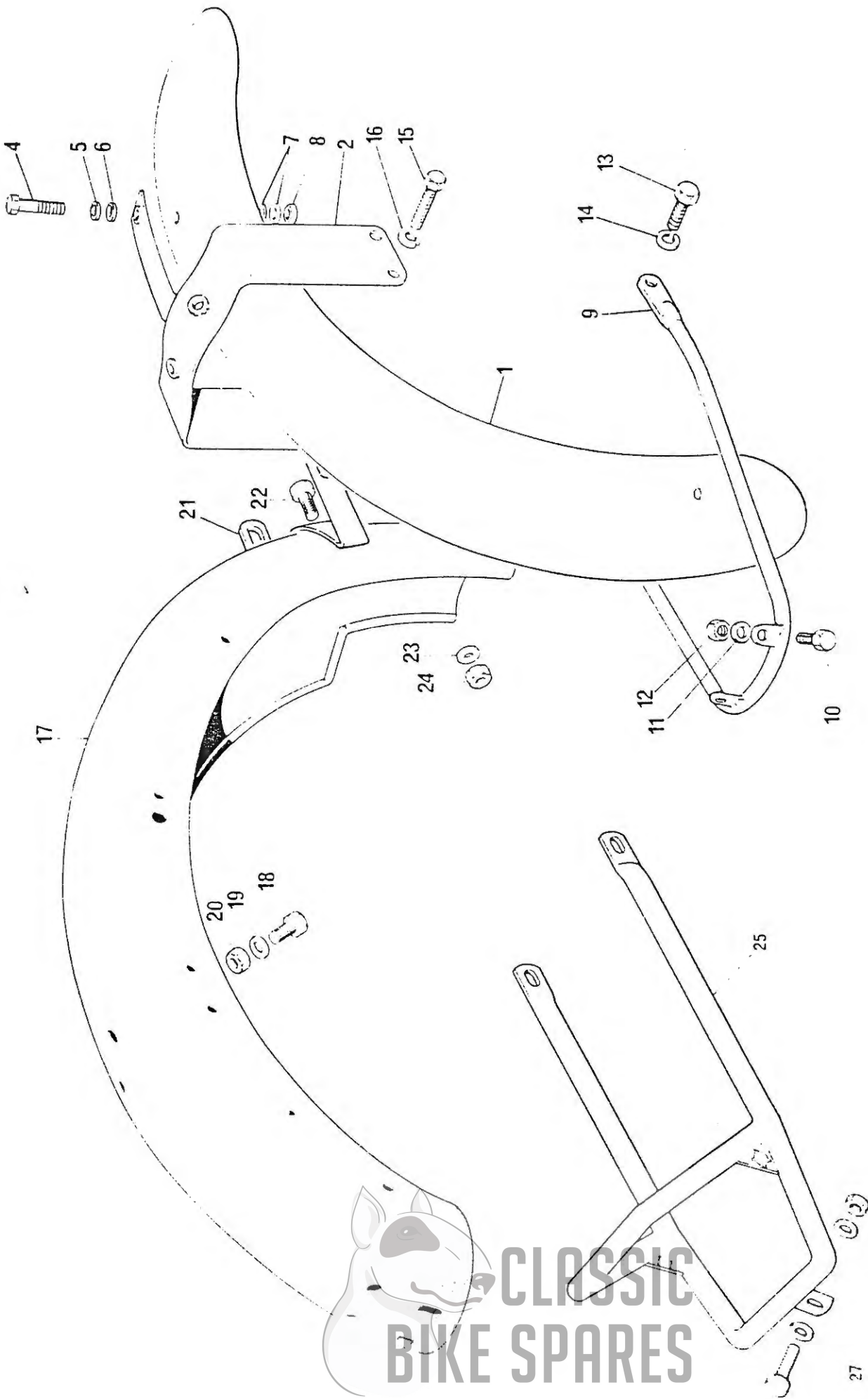
AIR CLEANER AND SIDE PANELS

CLASSIC
BIKE SPARES

AIR CLEANER AND SIDE PANELS

Ref. No.	Part No.	Description	TSS	ES
1	83-8266	Body - left	1	
1	83-8269	Body - right	1	
2	83-8267	Cover - left	1	
2	83-8270	Cover - right	1	
3	60-4265	Element	2	
4	83-5448	Air intake tube, left	1	
4	83-5449	Air intake tube, right	1	
5	14-0222	Bolt	2	
6	82-8245	Retainer	2	
7	60-2438	Washer	2	
8	14-0402	Nut	2	
9	60-3539	Screw	2	
10	21-0501	Nut	2	
13	71-7670	Connector pipe Carb to air box	2	
19	60-7424	Clip - Connector pipe	2	
20	14-0102	Bolt	4	
22	83-8272	Name plate	2	
26	21-7020	Spire nut	4	
27	21-7138	Screw	4	
29	14-1302	Nut	2	
30	60-2321	Plain washer	2	
31	14-0218	Bolt	2	
32	82-7380	Rubber pad - under styling panel	6	
N.I.	83-8174	Styling side panel L.H. Black	1	
35	83-8175	Styling side panel R.H. Black	1	
NI	83-7910	Rubber-panel fixing	2	
NI	60-7397	Retainer-rubber to frame	2	
36	21-7139	Socket nut assy	2	
37	70-1465	Fibre washer	2	
38	60-7456	Cap - Socket recess	2	
NI	14-0101	Bolt reservoir to airbox	1	
NI	60-2427	Washer reservoir to airbox	1	
NI	83-8275	Sleeve	1	





MUDGUARDS-FIXINGS

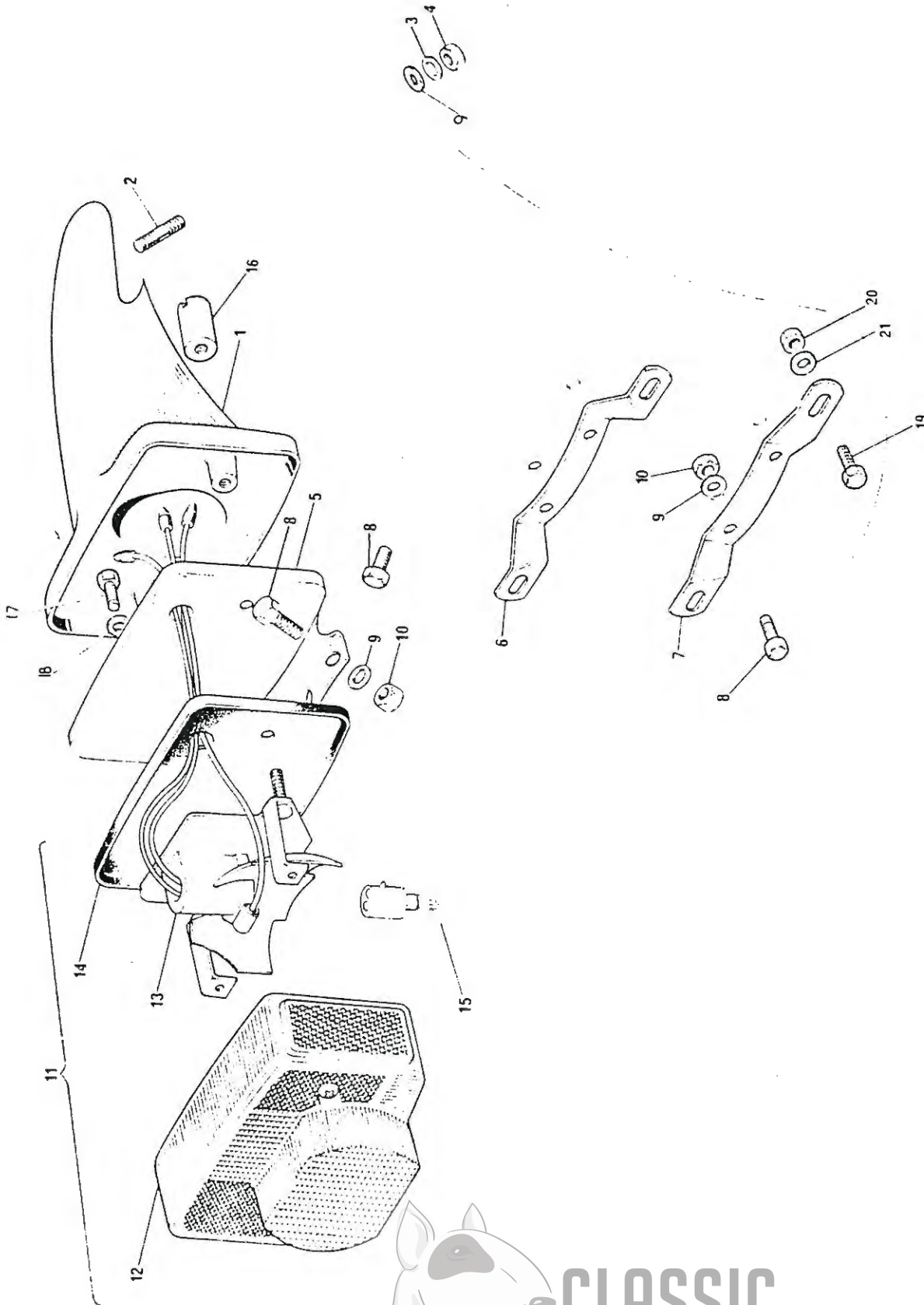


CLASSIC
BIKE SPARES

MUDGUARDS - FIXINGS

Ref. No.	Part No.	Description	TSS	ES
			TS8	ES
			TSS	KS
1	97-7138	Front mudguard	1	
2	97-7004	Bridge piece assembly	1	
4	14-2205	Screw, bridge piece to blade	3	
5	21-7025	Washer plastic	3	
8	21-7050	Nut - screw, bridge to blade	3	
9	97-4552	Rear stay	1	
10	14-0101	Bolt, rear stay to blade	2	
11	60-4245	Washer	2	
12	14-1201	Nut	2	
13	14-6114	Bolt, stay to spindle cap	2	
14	60-2428	Washer spring	2	
15	14-0103	Bolt, bridge piece to fork leg	4	
16	60-2427	Washer spring	4	
17	83-8030	Rear mudguard	1	
18	14-0101	Bolt	2	
19	60-2329	Washer	2	
20	14-1301	Nut	2	
21	83-2796	Lower front bracket	1	
22	14-0114	Bolt	2	
23	60-2330	Washer	2	
24	14-1302	Nut	2	
25	83-7555	Grab rail	1	
26	14-0102	Bolt	1	
27	60-2329	Washer	1	
28	14-1301	Nut	1	
29	21-7025	Washer plastic	2	
N.I.	97-2209	Washer Coil Tray to Mudguard	1	





C 50

TAIL LAMP AND SUPPORT



TAIL LAMP AND SUPPORT


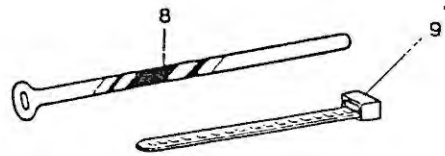
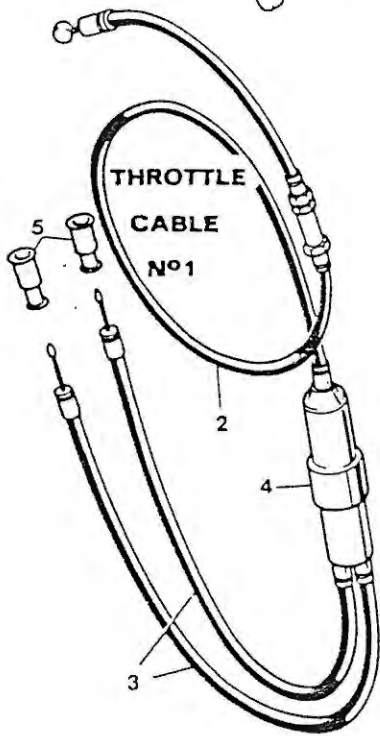
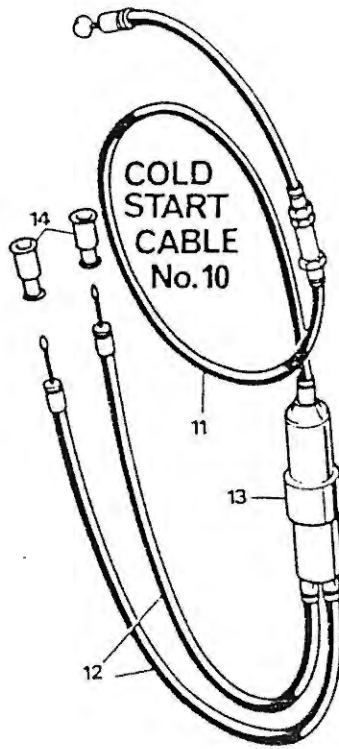
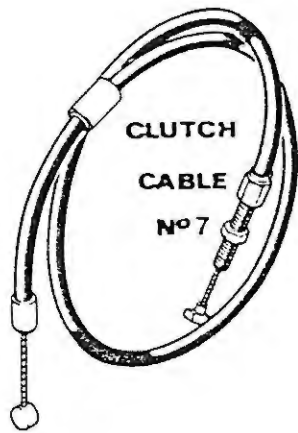
Ref. No.	Part No.	Makers Part No.	Description	TSS	ES	ES	KS
1	83-7094	-	Tail lamp carrier	1			
2	21-2225	-	Stud	1			} Tail lamp support to fender
3	60-4250	-	Washer	1			
4	14-0301	-	Nut	1			
5	83-5001	-	Support plate	1			
6	83-4784	-	Rear No. plate bracket - top	1			
7	82-6850	-	Rear No. plate bracket - bottom	1			} No. plate brackets and support plate to fender
8	14-0102	-	Bolt	4			
9	60-2329	-	Washer	5			
10	14-1301	-	Nut	4			
11	60-4110	56515	STOP TAIL LAMP	1			
12	06-8058	54585314	Lens	1			less side reflex
13	99-7065	54584931	Base assembly	1			Less side reflex
14	99-7066	54583924	Gasket	1			
15	99-0542	380	Bulb	1			
16	83-4800	-	Sleeve nut, lamp to back plate	2			
17	14-7804	-	Screw support plate to carrier	1			
18	70-1612	-	Serrated washer	1			
NI	83-4806	-	Wiring protector	1			} Not illustrated
NI	60-4103	-	Grommet, flasher wire	1			
NI	83-5105	-	'U' grommet, lamp carrier	2			
NI	97-0961	-	Grommet, mudguard for wiring	2			
NI	60-4440	-	Grommet, flasher wires	2			
19	14-0101	-	Bolt - number plate attachment	4			
20	14-1301	-	Nut	4			
21	60-2329	-	Washer	4			
11	99-7045	56513	STOP TAIL LAMP	1			c/w side reflex
12	99-7046	54584930	Lens	1			c/w side reflex
13	99-7056	54584931	Base assy.				
14	99-7066	54583924	Gasket				
15	99-0542	380	Bulb				
N.I.	60-4256	-	Serrated Washer Used With 83-4800	2			



HANDLEBARS AND CONTROL LEVERS

Ref. No.	Part No.	Makers Part No.	Description	TSS	ES
				TS8	ES
				TSS	KS
1	97-7041		Handlebar	1	
2	97-1425		Sleeve, handlebar mounting	4	
3	60-7144		TWIST GRIP c/W GRIP	1	
4	60-7471		Grip, right hand	1	
5	60-7470		Grip, left hand	1	
6	60-3246		Cold start control lever	1	
7	70-1612		Shakeproof washer	2	
9	97-7193		Front brake lever blade	1	
10	97-7191		Clutch lever blade	1	
11	21-7036		Pivot pin - clutch lever	1	
11	21-2191		Pivot pin - brake lever	1	
12	14-1901		Nut-Pivot pin	2	
13	60-3585		Adjuster	1	
14	60-3586		Lockring	1	
15	60-7464		Handlebar switch L.H.	1	
18	60-7462		Handlebar switch RH	1	
21	97-2291		Handlebar eye bolt	2	
22	82-1335		Washer	2	
23	21-0589		Bolt	2	
24	97-1527		Metalastik bush	2	
25	97-1529		Hemispherical washer	4	
26	97-1581		Distance piece	2	
27	97-1580		Rubber washer	2	
28	97-2221		Cup	2	
29	14-1303		Nut	2	
30	97-7053		Pivot bush - clutch lever	1	
N.I.	60-7249		Mirror L & R.H.	2	
N.I.	60-7201		Cable tie	2	

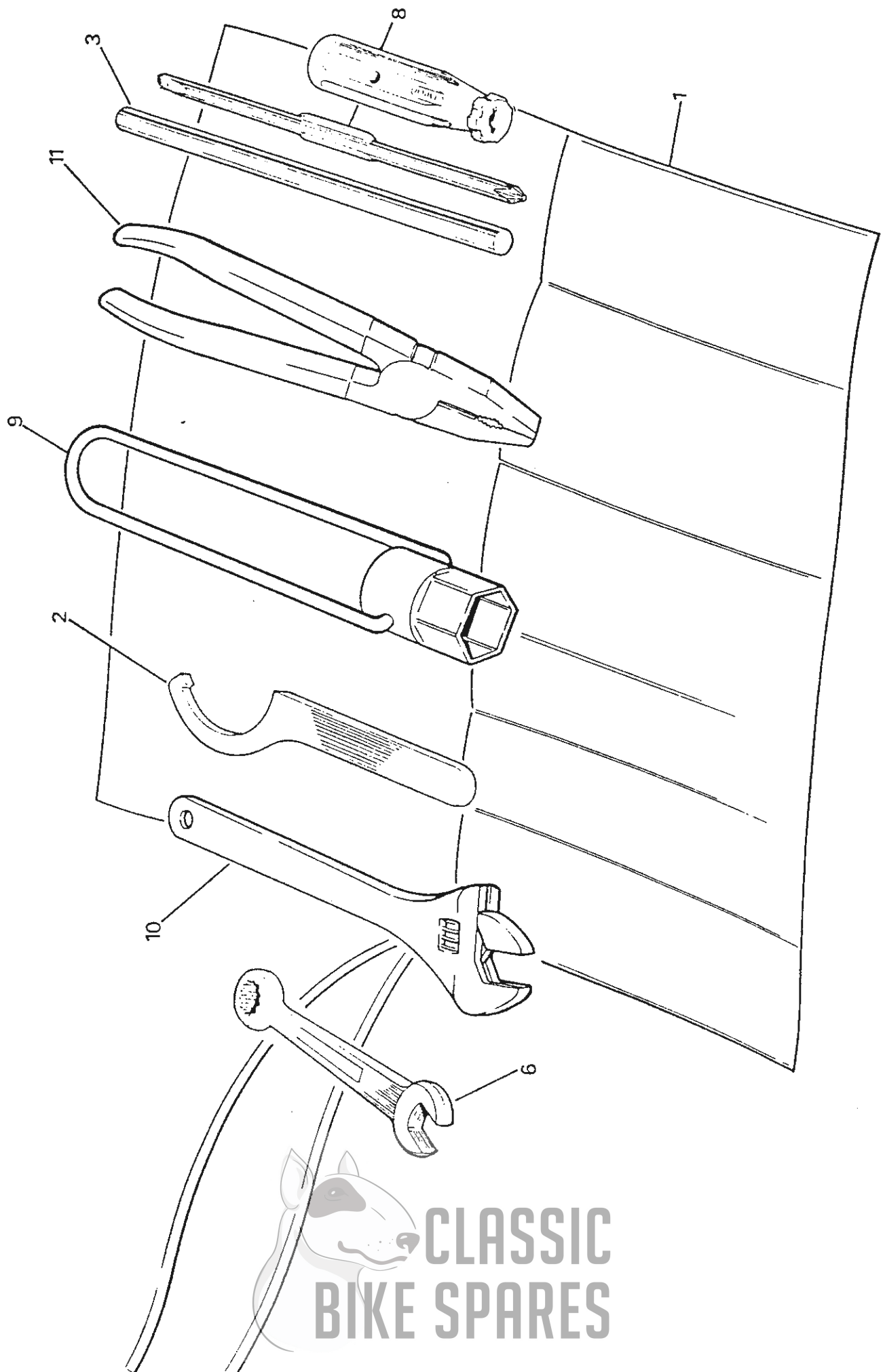




CONTROL CABLES

Ref. No.	Part No.	Description	TSS	ES
			TS8	ES
			TS8	KS
1	60-7633	Throttle cable cte	1	
2	60-7489	Throttle cable T/Grip to junct block	1	
3	60-7632	Throttle cable junct block to carb	2	
4	60-0685	Throttle cable Junction block	1	
5	60-7118	Sheath - Throttle cable adjstr	2	
7	60-4168	Clutch cable	1	
8	60-4254	Cable clip aluminium	8	
9	60-7202	Cable clip plastic	21	
NI	60-4258	Cable clip rubber	1	
10	60-7636	Cold start cable CTE	1	
11	60-7388	Cold start cable-lever to junction box	1	
12	60-7084	Cold start cable-junction box to carb.	2	
13	60-0685	Junction box	1	
14	60-7118	Sheath-cable adjuster	2	
N.I.	60-0777	Cable Tie	1	
N.I.	60-0978	Cable Tie	1	





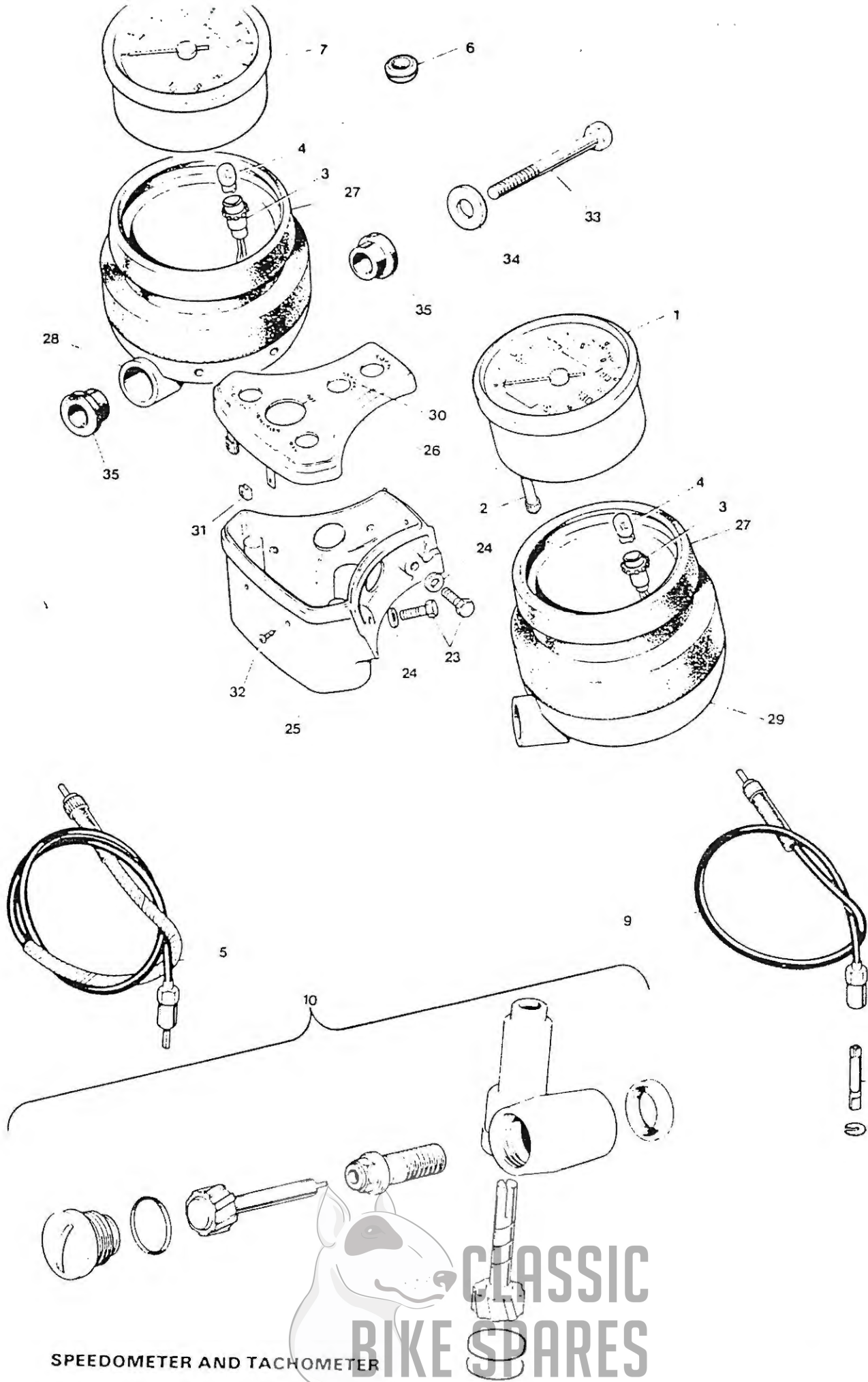
 **CLASSIC
BIKE SPARES**



TOOLKIT

Ref. No.	Part No.	Description	TSS	ES
			TS8	ES
			TSS	KS
1	60-7649	TOOLKIT COMPLETE	1	
1	60-7661	Tool roll	1	
2	60-2184	Damper unit spanner	1	
3	60-7041	Tommy bar, for rear wheel	1	
6	60-7662	Ring spanner 1/2" A/F	1	
8	60-0767	Screw driver	1	
9	60-7630	Plug spanner	1	
10	60-7664	Adjustable spanner	1	
11	60-7665	Pliers	1	
NI	60-7634	Owners handbook		





SPEEDOMETER AND TACHOMETER

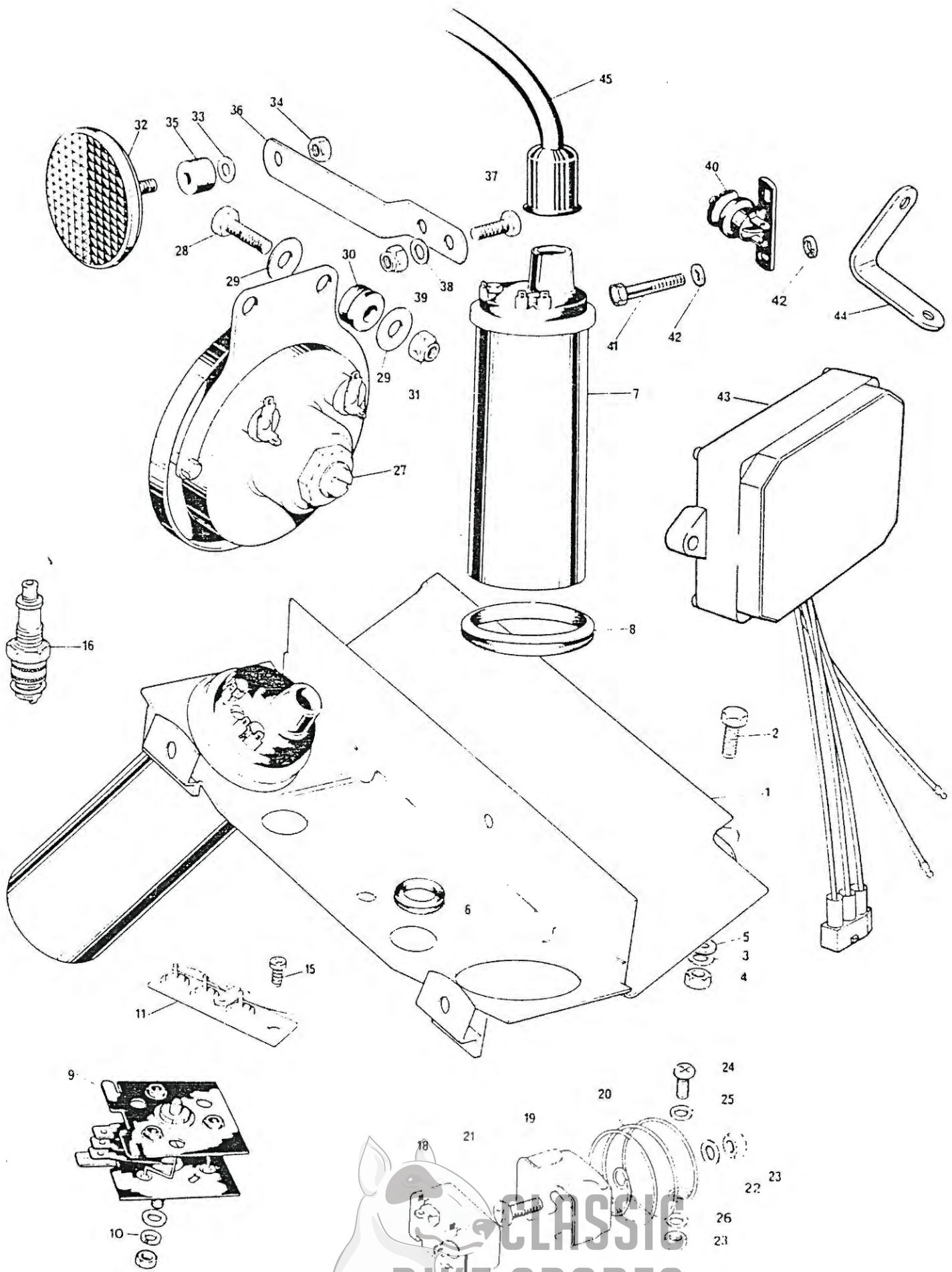
CLASSIC
BIKE SPARES

22
21

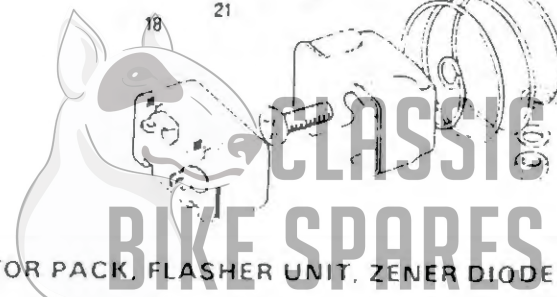
SPEEDOMETER AND TACHOMETER

Ref. No.	Part No.	Makers Part No.	Description	TSS	ES
				TS8	ES
				TSS	KS
1	60-7272		Speedometer head MPH85 - veglia	1	
1	60-7222		Speedometer head MPH150 - veglia	1	
1	60-7270		Speedometer head KPH250 - veglia	1	
2	60-7207		Trip control	1	
4	99-7050	504	Bulb	1	
5	60-7306		Speedo cable assy	1	
6	60-7221		Grommet - bulb holder	2	
7	60-7223		Tachometer head - veglia	1	
9	60-0578		Tachometer cable	1	
10	71-7011		TACHOMETER GEARBOX	1	
21	60-0494		Circlip	1	
22	99-0173	31-371-398	Spade	1	
23	14-6104		Bolt carrier to s/w box	4	
24	60-2427		Spring washer	4	
25	97-4577		Switch box	1	
26	97-5000		Panel assy - includes line 30	1	
27	97-4573		Rubber cup	2	
28	97-4574		Instrument carrier LH	1	
29	97-4575		Instrument carrier RH	1	
30	60-4622		Identification sheet	1	
31	60-4503		Spire nut	3	
32	21-0762		Screw - panel to s/w box	3	
33	14-0235		Bolt	2	
34	60-2340		Plain washer	2	
35	97-4588		Rubber bush	4	





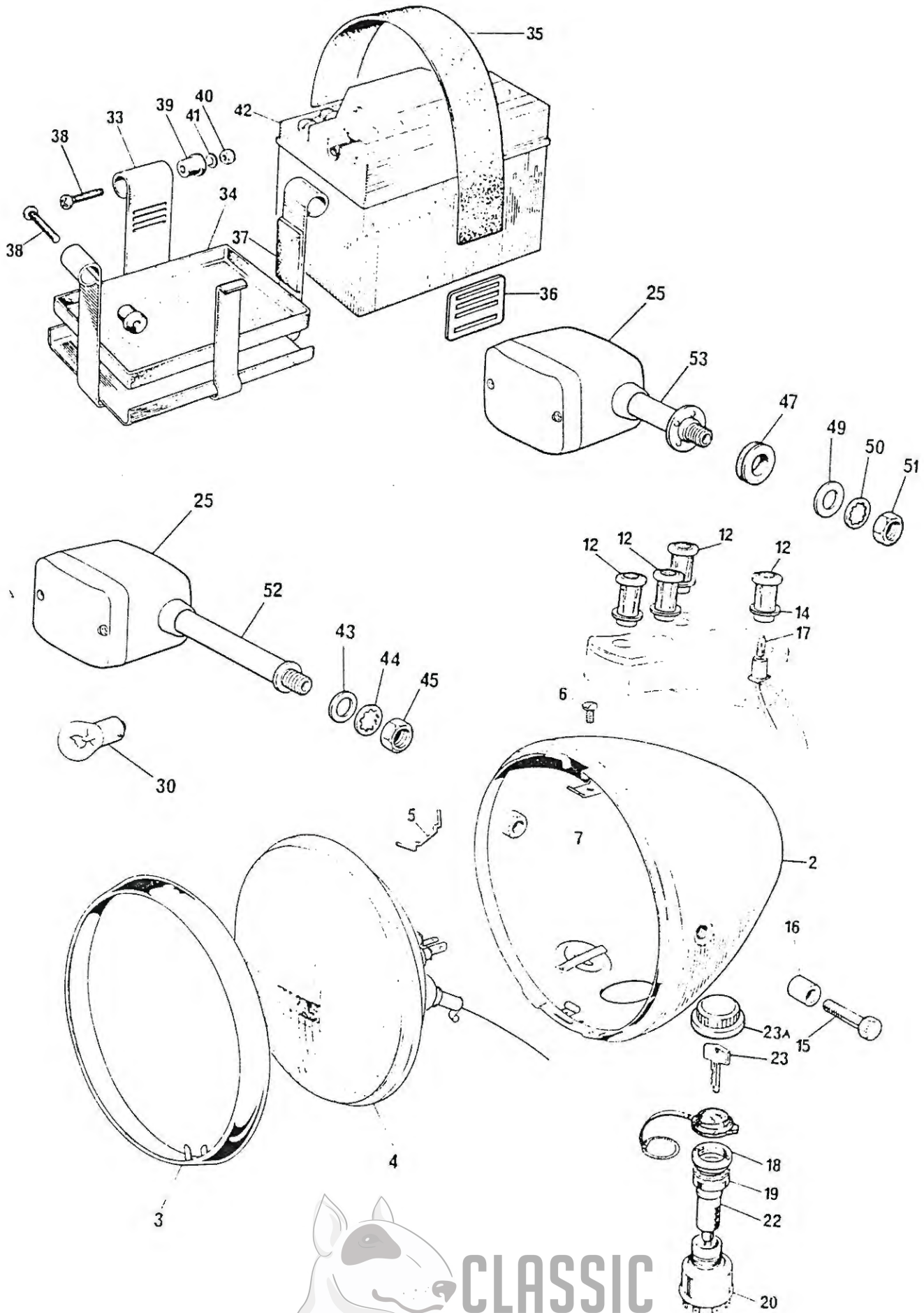
COIL, CAPACITOR PACK, FLASHER UNIT, ZENER DIODE AND HORN



ELECTRICAL COMPONENTS

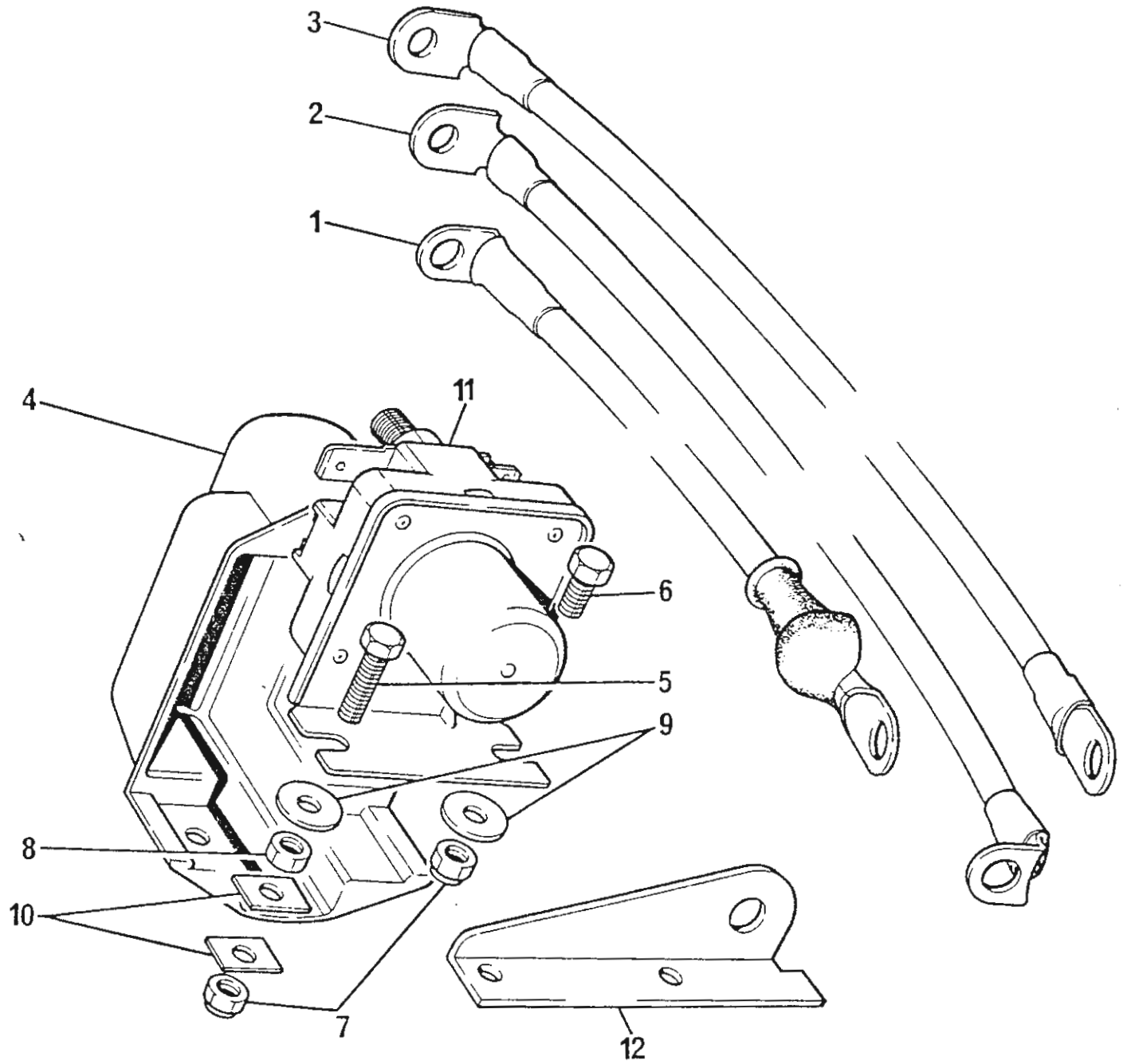
Ref. No.	Part No.	Makers Part No.	Description	TSS	ES	ES	KS
1	83-7502	-	Coil and tool tray assembly	1			
2	14-0102	-	Bolt	1			
3	60-2329	-	Washer	2			Coil and tool tray attachment, rear.
4	14-1301	-	Nut	1			
5	70-7554	-	Rubber washer	1			
6	82-6784	-	Grommet, wiring harness	2			
7	60-7131	45220	Ignition coil (17-M-6)	2			
8	82-9561	-	Coil grommet	2			
9	60-7152	83539	Rectifier complete with nut	1			negative earth
10	70-3887	-	Shakeproof washer	1			
11	60-7401	-	Diode pack-zener	1			
15	21-7084	49589	Screw-zener fixing	2			
16	60-7570	G63	Sparking plug	2			
18	99-1201	35048	Flasher unit	1			
19	99-1204	54385091	Clip, flasher unit	1			
20	60-3614	54386637	Spring	1			Flasher unit attachment
21	21-2079	-	Screw	1			
22	60-2391	-	Washer	1			
23	21-7009	-	Nut	2			
24	21-2079	-	Screw - spring to tool tray	1			
25	97-1388	-	Plain washer	1			
26	60-2416	-	Washer	2			
27	60-7067	70276	Horn	1			
28	14-0103	-	Bolt	2			Horn attachment
29	60-2347	-	Washer	4			
30	60-3161	-	Grommet	2			
31	14-1301	-	Nut	2			
32	99-1161	57183	Reflector - amber	2			Reflector Mounting
33	60-2416	-	Washer	2			
34	82-3799	-	Nut	2			
35	83-3522	-	Mounting rubber	2			Use with 4 gall tank
36	83-3764	-	Reflector bracket	2			
37	21-2120	-	Bolt	2			Bracket to frame
38	60-2391	-	Washer	2			
39	21-0778	-	Nut	2			
40	60-0990	34815A	Rear stop light switch 118SA	1			
41	21-7010	-	Screw, rear stop switch	2			
42	97-1388	-	Plain washer	4			
43	60-7130	-	Amplifier unit	1			
44	83-7869	-	Bracket-amplifier unit fixing	2			
NI	14-0102	-	Bolt-bracket fixing	2			
NI	60-2329	-	Washer-bracket fixing	2			
NI	14-1301	-	Nut	2			
NI	14-0103	-	Bolt-amplifier to bracket	2			
NI	14-1301	-	Nut-amplifier to bracket	2			
45	60-7638	-	HT cable	2			






**CLASSIC
BIKE SPARES**

Ref. No.	Part No	Makers Part No	Description	TSS	ES	TS8	ES	TSS	KS
1	60-7460		Headlamp cte LH dip	1					left hand dip
1	60-7461		Headlamp cte RH dip	1					right hand dip
2	99-7098		Headlamp shell only	1					
3	99-0692	553248	Headlamp rim	1					
4	99-7509		Light unit sealed beam	1					left hand dip
4	99-7510		Light unit sealed beam	1					Right hand dip
5	99-0683	504665	Fixing wire	6					
6	99-1189	144921	Screw	1					
7	99-0690	534296	Plate	1					
12	99-1208	54363454	Warning light, red	1					
12	99-1209	54363455	Warning light, green	1					
12	99-1207	54363453	Warning light, amber	1					
12	99-7054	54361250	Warning light, blue	1					
14	99-1210	54140331	Sealing washer	3					
15	99-7012	54115106	Bolt - headlamp mounting	2					
16	97-7118	-	Distance piece, headlamp bolt	2					
17	99-0537	281	Bulb, warning light	3					
18	97-7120		Ignition switch nut	1					
19	97-4596	143086	Ignition switch spacer	1					
20	99-7055	54531899	Ignition switch	1					
22	82-6981	-	IGNITION LOCK WITH KEY	1					
23	60-0622	-	Ignition key	1					State serial No.
23A	97-7123	-	Cap-ignition key	1					
24	60-7335	-	Cover, ignition switch	1					
25	60-7448		FLASHER LAMP FRONT	2					
25	60-7448		FLASHER LAMP REAR	2					
30	60-7466	382	Bulb	1					
33	83-7504	-	Battery carrier assembly	1					
34	82-8091	-	Battery tray moulding	2					E/S model
34	82-8091	-	Battery tray moulding	1					K/S model
35	82-9353	-	Retaining strap	1					
36	82-9355	-	Buckle	1					
37	83-7235	-	Protective strip	4					
38	83-2508	-	Shoulder screw	3					
39	82-6039	-	Rubber bush	3					} Battery carrier mounting
40	21-7050	-	Nut	1					
41	60-2329	-	Plain washer	1					K/S model
42	60-7088		Battery	1					E/S model
	60-7317		Battery	1					
43	60-2332		Plain washer	2					} Flasher lamp stanchion Front.
44	37-2331		Serrated washer	2					
45	14-0404		Nut	4					
NI	60-7465		Main wiring harness	1					
NI	60-7199		Earth lead - amplifier box	1					
NI	60-7198		Rear sub harness	1					
NI	60-7279		Earth lead rear dir indicator	2					
46	83-7558		Dimpled washer	2					} Flasher lamp stanchion Rear.
47	82-5753		Grommet	2					
48	83-7559		Distance tube	2					
49	60-2350		Washer plain	2					
50	60-2332		Washer plain	2					
51	14-0404		Nut	4					
52	83-8023		Front indicator stem	2					
53	83-8026		Rear indicator stem	2					
54 NI	60-7501		Wire indicator lamp Front/Rear	4					
55 NI	60-7502		Earth wire front indicator lamp	2					
56 NI	60-7498		Earth wire rear indicator lamp	2					



ELECTRICAL COMPONENTS

Ref. No.	Part No.	Description	TSS	ES
			TS8	ES
			TSS	KS
1	60-7320	Lead-starter to solenoid	1	
2	60-7321	Lead-battery to solenoid	1	
3	60-7322	Lead-battery to earth	1	
4	83-7644	Cover-solenoid switch	1	
5	23-1015	Screw-upper solenoid fixing	1	
6	23-1012	Screw-lower solenoid fixing	1	
7	23-2161	Nut-Solenoid cover and fixing	2	
8	23-2001	Nut	1	
9	97-1388	Washer	2	
10	21-7105	Washer-cover fixing	2	
11	60-7318	Solenoid starter switch	1	
12	83-7737	Bracket-solenoid fixing	1	

